

GRAINGER[®]
FOR THE ONES WHO GET IT DONE



HOSPITALITY SUPPLIES

PRODUCTS AND SOLUTIONS FOR ALL YOUR PUBLIC SPACES AND GUEST PLACES

6TH EDITION



hospitality, furniture & supplies

- Bed & Bath Linens 4-14
- Personal Care Amenities 15-16
- Room Supplies 17
- Beds, Mattresses & Cribs 28-33
- Recreational Equipment 34-43
- Bellman's Carts 44

FEATURED PRODUCTS



Black Laminate Shuffleboard Table,
Laminated Wood, 12'L x 16"W Playfield

ITEM # 38H453

PAGE 36



Cotton Wash Towel
with Hemmed Edges,
13"W x 13"L

ITEM # 34AZ79

PAGE 13



Satin Aluminum Coat Rack

ITEM # 9LEA8

Available on

Grainger.com®

Rollaway Bed with 6" Foam
Mattress, 350-lb. Capacity,
25"H x 39"W x 75"L

ITEM # 31XT37

PAGE 30





No. 15V639



No. 5ZXH6



Mattress Pads

Fit mattresses up to 14"D.

Fitted and Anchor Band—Soft, comfortable 100% polyester pads fit snugly on mattresses.

Quilted—Soft and comfortable fiberfill is reprocessed as a recycled, environmentally friendly mattress pad with a cotton cover. Fiber provides down-like comfort and warmth.

Size	W	L	Item No.	Pkg. Qty.
Fitted Style				
Twin	75"	39"	15V639	6
Twin Long	80"	39"	15V640	6
Full	75"	54"	15V641	6
Full Long	80"	54"	15V642	6
Queen	80"	60"	15V643	6
King	80"	78"	15V644	6
Anchor Band Style				
Twin	75"	39"	15V645	12
Twin Long	80"	39"	15V646	6
Full	75"	54"	15V647	12
Full Long	80"	54"	15V648	12
Queen	80"	60"	15V649	6
King	80"	78"	15V650	6
Quilted				
Twin	39"	75"	5ZXH6	4
Full	54"	75"	5ZXH7	4
Queen	60"	80"	5ZXH8	2
King	78"	80"	5ZXH9	2



No. 5TAA9



Mattress Covers

Anchor band mattress covers are made from 100% nonwoven polyester felt. Quilted mattress covers have a 5" onion pattern with a 5 oz. fill per sq. yd. The 12" cotton/poly fitted skirt fits most hospitality beds.

W	75"		80"	
	Item No.	Pkg. Qty.	Item No.	Pkg. Qty.
Mattress Covers with Anchor Band				
36"	—	—	5TAA9	1
39"	5TAA0	1	5TAA1	1
54"	5TAA2	1	5TAA3	1
60"	—	—	5TAA4	1
78"	—	—	5TAA5	1
Quilted Mattress Cover, 5 oz., Elastic Fitted				
36"	—	—	5TAA2	1
39"	5TAA3	1	5TAA4	1
54"	5TAA5	1	5TAA6	1
60"	—	—	5TAA7	1
78"	—	—	5TAA8	1



Memory Foam Toppers

- Thickness tolerance: ±0.125"
- Width and length tolerance: ±1.000"
- Density: 3 lb./cu. ft.
- Natural color

Conform to the contours of the body, providing better support than other foam toppers. Meet CTB-117 standards.

Size	Thickness	Width	Length	Item No.
Twin	2"	37"	72"	5GDT8
Double	2"	51"	72"	5GDT9
Queen	2"	58"	77"	5GDU0
King	2"	76"	77"	5GDU1

No. H2188,
White



No. 5NXL3



Crib and Cot Sheets

300 thread count.

SafeFit™ Elastic Fitted Sheets—100% cotton sheets use an extra-heavy-duty “shower cap” design to ensure retention to mattress and durability throughout heavy laundering.

SafeFit™ Zippered Fitted Sheets—100% cotton knit sheets fully enclose the entire mattress using a high-quality zipper that withstands heavy laundering. Superior fit and cotton knit material provides softness, durability, and safety.

Size	W	L	▶CHOOSE: Color	Item No.	Pkg. Qty.
SafeFit™ Elastic Fitted Sheets					
Compact	24"	38"	White, Mint	H2188	6
Full	28"	52"	White, Mint	H3401	6
SafeFit™ Zippered Fitted Sheets					
Play Yard	24"	38"	White	5NXL8	6
Compact	24"	38"	White	5NXL2	6
Compact	24"	38"	Mint	5NXL3	6



ThermaSoft™ Knit Crib Blankets

Natural, 100% cotton fabric is soft, durable, and great for use in all climates. Feature a sewn hem for a finished appearance. 30" x 40" blankets are large enough to be used with any size infant.

W	L	Blanket Weight	Color	Item No.	Pkg. Qty.
30"	40"	10 oz.	White	5NXL8	6
30"	40"	10 oz.	Mint	5NXL9	6



No. 5NXL9



ThermaLux™ Crib Blanket

Luxury blanket is made of ultrasoft, waffle-weave acrylic and features fleece lining and poly-satin hem.



W	L	Blanket Weight	Color	Item No.	Pkg. Qty.
32"	40"	1 lb.	White	5NXN0	6



SleepFresh™ Paper Crib Ribbons

Let your guest know their baby will be sleeping in a clean crib by displaying a SleepFresh™ ribbon on their play yard. 3 dispensers per case. 50 ribbons in each dispenser.



Description	Item No.
Paper Crib Ribbons	23TL98



Baby Receiving Blanket

Striped 100% cotton flannel receiving blanket is soft, warm, and comfortable. Great to swaddle newborns, keep infants warm, and have available in nurseries and daycare sites.



W	L	Blanket Weight	Color	Item No.	Pkg. Qty.
30"	40"	4.5 oz.	Striped	5TAD5	12



Crib Covers

Extend the life of your crib and protect it from dirt, dust, bumps and bruises with a heavy duty, nylon crib cover.



No. 23TL99

Material	Color	Item No.	Pkg. Qty.
For Use With SleepFresh Play Yards			
Microfiber	White	23TL96	3
Microfiber	White	23TL97	12
For Use With StowAway Cribs			
Nylon	Tan	23TL99	1



No. 46E446



No. 46E485

Size	D	L	W	Item No.	Pkg. Qty.
Mattress Encasements					
AllerZip Smooth - 100% Polyester					
Twin	6"	75"	38"	46E413	10
Twin	9"	75"	38"	46E414	10
Twin XL	6"	80"	38"	46E415	10
Twin XL	9"	80"	38"	46E416	10
Full	6"	75"	54"	46E417	10
Sofa Bed/Full	6"	75"	54"	46E418	10
Full	9"	75"	54"	46E419	10
Full	13"	75"	54"	46E420	10
Full XL	6"	80"	54"	46E421	10
Full XL	9"	80"	54"	46E422	10
Full XL	13"	80"	54"	46E423	10
Queen	6"	80"	60"	46E424	8
Sofa Bed/Queen	6"	72"	60"	46E425	10
Queen	9"	80"	60"	46E426	8
Queen	13"	80"	60"	46E427	8
Hotel King	6"	80"	72"	46E428	8
Hotel King	9"	80"	72"	46E429	8
Hotel King	13"	80"	72"	46E430	8
King	6"	80"	76"	46E431	8
King	9"	80"	76"	46E432	8
King	13"	84"	76"	46E433	8
Cal. King	6"	84"	72"	46E434	6
Cal. King	9"	84"	72"	46E435	6
Cal. King	13"	84"	72"	46E436	6
Split Cal. King	6"	84"	36"	46E437	10
BugLock Plus - Jersey Knit					
Twin	8"	75"	38"	46E455	12
Twin XL	8"	80"	38"	46E456	12
Full	8"	75"	54"	46E457	10
Full XL	8"	80"	54"	46E458	10
Queen	10"	80"	60"	46E459	10
King	10"	80"	76"	46E460	8
Cal. King	10"	84"	72"	46E461	8
BugLock - Non Woven					
Twin	8½"	75"	38"	46E462	12
Twin XL	8½"	80"	38"	46E463	12
Full	8½"	75"	54"	46E464	10
Full XL	8½"	80"	54"	46E465	10
Queen	10½"	80"	60"	46E466	10
Queen	14½"	80"	60"	46E467	10
King	10½"	80"	76"	46E468	8
King	14½"	80"	76"	46E469	8
Cal. King	10½"	84"	72"	46E470	8
Mattress Pads					
QuiltGuard Cotton					
Twin	22"	75"	38"	46E479	8
Twin XL	22"	80"	38"	46E480	8
Full	22"	75"	54"	46E481	6
Queen	22"	80"	60"	46E482	6
King	22"	80"	76"	46E483	4
Cal. King	22"	84"	72"	46E484	4

* For King size box springs, use 2 encasements.



Bedding Encasement Systems

• **Machine washable**

The innovative Miracle Membrane® keeps water and stains out while the mattress protector remains breathable and comfortable.

AllerZip® Smooth—Protect against bed bug entry, exit, and bites. 6-sided waterproof protection has a 3-sided zipper system with Secure Seal® to provide barrier against allergens, dust mites, human contamination, pet dander, pollen and mold.

BugLock® Plus—Provide 6-sided bed bug entry/exit prevention and is bite-proof and waterproof on the top surface. 3-sided zipper system has Secure Seal® to protect against bed bugs, dust mites, human contamination, allergens and other irritants.

QuiltGuard—Waterproof top surface protects against bacteria, dust mites, human contamination, allergens and other irritants.

Basic—Ultra-thin fabric has 4-way stretch barrier that allows for flexibility. Waterproof top surface and protection against bacteria, human contamination, dust mites, allergens and other irritants.

Premium—Waterproof top surface and durable ultra-thin fabric has 4-way stretch barrier that can be laundered over 200 times. Guards against bacteria, human contamination, dust mites, allergens and other irritants.

Box Spring Encasements—Extend an impenetrable barrier that protects against allergens, dust mites, and bed bug entry and exit.

Size	D	L	W	Item No.	Pkg. Qty.
Mattress Protectors					
Basic - 100% Polyester					
Twin	14"	75"	38"	46E439	14
Twin XL	14"	80"	38"	46E440	14
Full	14"	75"	54"	46E441	12
Full XL	14"	80"	54"	46E442	12
Queen	18"	80"	60"	46E443	12
King	18"	80"	76"	46E444	10
Cal. King	18"	84"	72"	46E445	10
Premium - Terrycloth					
Crib	—	52"	28"	46E478	12
Twin	22"	75"	38"	46E471	12
Twin XL	22"	80"	38"	46E472	12
Full	22"	75"	54"	46E473	10
Full XL	22"	80"	54"	46E474	10
Queen	22"	80"	60"	46E475	10
King	22"	80"	76"	46E476	8
Cal. King	22"	84"	72"	46E477	8
Box Spring Encasements					
Non Woven					
Twin	9"	75"	38"	46E446	10
Full	9"	75"	53"	46E447	8
Full XL	9"	80"	53"	46E448	8
Queen	9"	80"	60"	46E449	8
King	9"	80"	38"	46E450	10 *
Hotel King	7½"	80"	36"	46E451	10 *
Hotel King	9"	80"	36"	46E452	10 *
Cal. King	7½"	84"	36"	46E453	10 *
Cal. King	9"	84"	36"	46E454	10 *
Jersey Knit					
Cal. King	9"	84"	36"	40JF66	12
Twin	9"	75"	38"	40JF67	12
Twin XL	9"	80"	38"	40JF68	12
Full	9"	75"	53"	40JF73	10
Queen	9"	80"	60"	40JF69	8
Full XL	9"	80"	53"	40JF71	10
Hotel King	9"	80"	36"	40JF72	12
Pillowcases					
AllerZip Smooth - 100% Polyester					
Standard	—	27"	21"	46E485	6
Queen	—	31"	21"	46E486	6
King	—	37"	21"	46E487	6
Basic - 100% Polyester					
Standard	—	27"	21"	40JF74	6
Queen	—	31"	21"	40JF65	6
King	—	37"	21"	40JF70	6



No. 12H843



No. 12H838



No. 12H834



Bedding Encasements

Lock-Up® mattress, pillow, and box spring encasements trap any existing bed bugs and keep invading bugs out. Pillow and mattress

covers also protect against allergens and dust mites, and have soft, breathable fabric for comfortable, sound sleep. Pillow cover is water-resistant. Mattress covers are terrycloth with a waterproof lining. Box spring covers are durable stretch knit with double-knit corners for snag protection.

Description	Fabric	L	W	Item No.
Pillow Encasement				
Standard Pillow	Velvet	26"	20"	12H843
Mattress Encasements				
Twin	Stretch Knit	75"	39"	38F610
Twin	Terry Cloth	75"	39"	12H838
TwinXL	Terry Cloth	80"	39"	12H839
Full	Terry Cloth	75"	54"	12H840
Queen	Terry Cloth	80"	60"	12H841
King	Terry Cloth	80"	78"	12H842

Description	Fabric	L	W	Item No.
Box Spring Encasements*				
Twin	Stretch Knit	75"	39"	12H834
TwinXL	Stretch Knit	80"	39"	12H835 *
Full	Stretch Knit	75"	54"	12H836
Queen	Stretch Knit	80"	60"	12H837

* For King size, use 2 TwinXL encasements No. 12H835 available on Grainger.com®.



Student Bedding Protection Kit

Encasement features a patented BugLock® 3-sided zipper and innovative Secure Seal® which locks the encasement in place. Also designed with an allergen flap, this kit provides superior bed bug and allergy protection by preventing any allergens or bed bugs from entering or exiting through the zipper. Double-stitched seams add a further level of protection around the entire casement. Waterproof and stainproof. Kit includes 1 AllerZip® smooth mattress encasement; 1 basic mattress protector; and 1 premium pillow protector.

Size	Encasement Size	Mattress Pad Size	Item No.
Twin XL	80"L x 6" Pocket	80"L x 14" Pocket	33RM93





MICROVENT SOFT

Pillows

Durable without sacrificing comfort, the microscopic air vents and an antibacterial, antistatic, flame-retardant, and fluidproof finish make these pillows an excellent choice.

Size	Fill Weight	Thread	W	L	Item No.
Small	16 oz.	Vinyl White	18"	25"	5TAA1
Standard	18 oz.	Vinyl White	21"	27"	5NXC5



MICRO DENIER

Microfiber-Fill Pillows

Soft filling provides a down-like feel. Pillow has 100% cotton T230 ticking with piped edges.

Size	Fill Weight	Thread Count	W	L	Item No.
Standard	24 oz.	T230	21"	27"	5NXA9
Queen	29 oz.	T230	21"	30"	5NXC0
King	33 oz.	T230	21"	37"	5NXC1



Comforel

Cluster-Fill Pillows

The 100% cotton T230 ticking with piped edges and cluster fiberfill provide both comfort and support. The hypoallergenic and antimicrobial protection inhibits a variety of odor-causing molds, bacteria, and fungi.

Size	Fill Weight	Thread Count	W	L	Item No.
Standard	22 oz.	T230	21"	27"	5NXA6
Queen	27 oz.	T230	21"	30"	5NXA7
King	33 oz.	T230	21"	37"	5NXA8



Eco-Friendly Pillow

Soft and comfortable fiberfill reprocessed as a recycled, environmentally friendly product with cotton cover. Fiber is processed from plastic bottles into a spun polyester fiber that provides down-like comfort and warmth.

Size	Fill Weight	Thread Count	W	L	Item No.	Pkg. Qty.
Jumbo	21 oz.	240	20"	28"	5ZXH5	10



Choice **GOLD**

Silicone Fiber Pillows

The poly-cotton ticking with extra-hollow siliconized fiberfill provides outstanding comfort and support. The 22-oz. fill meets the fill weight for most hotel properties.

Size	Fill Weight	Thread	W	L	Item No.
Standard	22 oz.	Window Pane Ticking	21"	27"	5NXC2
Queen	27 oz.	Window Pane Ticking	21"	30"	5NXC3
King	33 oz.	Window Pane Ticking	21"	37"	5NXC4



martex

Brentwood Pillows

Cluster fiberfill pillow has a down-like softness and is easy-care. Soft and comfortable microcluster polyester fiberfill with polyester/cotton cover.

Size	Fill Weight	Thread Count	W	L	Item No.	Pkg. Qty.
Standard	22 oz.	152	20"	26"	5ZXJ6	12
Jumbo	25 oz.	152	20"	28"	5ZXJ7	10
Queen	27 oz.	152	20"	30"	5ZXJ8	8
King	34 oz.	152	20"	36"	5ZXJ9	6



martex

Sure Check Vinyl Pillow

Soft, comfortable polyester fiber is easy-care. PVC cover resists moisture and stains.

Size	Fill Weight	W	L	Item No.	Pkg. Qty.
Standard	18 oz.	20"	26"	15V654	12



Pillowcases and Bedsheets, T300 Thread Count

Supersoft finish gives a soft, luxurious feel and look. 60/40 blend offers the softness of cotton with the strength of polyester. Flat sheets and pillowcases have self-hem; fitted style has elastic on sides covering each corner. 12" pocket fits mattresses 10" to 14" deep.

Description	W	L	Pocket Size	Color	Item No.	Pkg. Qty.
Pillowcases						
Standard	42"	36"	—	White	5ZXV4	72
King	42"	46"	—	White	5ZXV5	72
Flat Sheets						
Full	81"	115"	—	White	5ZXV6	24
Full	81"	120"	—	Bleached	15V609	24
Queen	90"	115"	—	White	5ZXV7	24
Queen	90"	120"	—	Bone	15V610	24
King	108"	115"	—	White	5ZXV8	24
King	108"	120"	—	Bone	15V611	24
Fitted Sheets						
XL Full	54"	80"	12"	White	5ZXV9	24
Full	54"	80"	15"	White	15V612	24
Queen	60"	80"	12"	White	5ZXW0	24
Queen	60"	80"	15"	Bone	15V613	24
King	78"	80"	12"	White	5ZXW1	24
King	78"	80"	15"	Bone	15V614	24



White



PATRICIAN

Pillowcases and Bedsheets with Stay Bright®, T250 Thread Count

Fade-resistant and bleach-friendly material maintains its color even after repeated washings. 60/40 cotton/polyester fabric sheets can be washed with chlorine bleach and still remain colorfast and fade-resistant. 12" pocket fits mattresses 10" to 14" deep.

Description	W	L	Pocket Size	Color	Item No.	Pkg. Qty.
Pillowcases						
Standard	42"	36"	—	Bone	5ZXT5	72
Queen	42"	40"	—	Bone	5ZXT6	72
King	42"	46"	—	Bone	5ZXT7	72
Flat Sheets						
Twin	66"	115"	—	Bone	5ZXT8	24
Full	81"	115"	—	Bone	5ZXT9	24
Full	81"	120"	—	Bone	15V603	24
Queen	90"	115"	—	Bone	5ZXU0	24
Queen	90"	120"	—	Bone	15V604	24
King	108"	115"	—	Bone	5ZXU1	24
King	108"	120"	—	Bone	15V605	24
Fitted Sheets						
XL Twin	39"	80"	12"	Bone	5ZXU2	24
XL Full	54"	80"	12"	Bone	5ZXU3	24
Full	54"	80"	15"	Bone	15V606	24
Queen	60"	80"	12"	Bone	5ZXU4	24
Queen	60"	80"	15"	Bone	15V607	24
King	78"	80"	12"	Bone	5ZXU5	24
King	78"	80"	15"	Bone	15V608	24



PATRICIAN

Tone-On-Tone Pillowcases and Bedsheets, T250 Thread Count

60/40 blend offers the softness of cotton with the strength of polyester. Twill weave for added comfort and long-lasting performance. Flat sheets and pillowcases have self-hem; fitted style has elastic on sides covering each corner. 12" pocket fits mattresses 10" to 14" deep.

Description	W	L	Pocket Size	Color	Item No.	Pkg. Qty.
Pillowcases						
Standard	42"	36"	—	White Tone-On-Tone Stripe	5ZXU6	72
King	42"	46"	—	White Tone-On-Tone Stripe	5ZXU7	72
Flat Sheets						
Full	84"	115"	—	White Tone-On-Tone Stripe	5ZXU8	24
Queen	92"	115"	—	White Tone-On-Tone Stripe	5ZXU9	24
King	110"	115"	—	White Tone-On-Tone Stripe	5ZXV0	24
Fitted Sheets						
XL Full	54"	80"	12"	White Tone-On-Tone Stripe	5ZXV1	24
Queen	60"	80"	12"	White Tone-On-Tone Stripe	5ZXV2	24
King	78"	80"	12"	White Tone-On-Tone Stripe	5ZXV3	24

PATRICIAN

Pillowcases and Bedsheets, T250 Thread Count

60/40 blend offers the softness of cotton and the strength of polyester. Flat sheets and pillowcases have self-hem; fitted style has elastic on sides covering each corner. 12" pockets fit mattresses 10" to 14" deep. More colors available, see Grainger.com®.



Description	W	L	Pocket Size	Color	Item No.	Pkg. Qty.
Pillowcases						
Standard	42"	36"	—	White	5ZXR4	72
Queen	42"	40"	—	White	5ZXR5	72
King	42"	46"	—	White	5ZXR6	72
Flat Sheets						
Twin	66"	115"	—	White	5ZXR7	24
Full	81"	115"	—	White	5ZXR8	24
Full	81"	120"	—	White	15V596	24
Queen	90"	115"	—	White	5ZXR9	24
Queen	90"	120"	—	White	15V597	24
King	108"	115"	—	White	5ZXT0	24
King	108"	120"	—	White	15V598	24
Fitted Sheets						
XL Twin	39"	80"	12"	White	5ZXT1	24
XL Full	54"	80"	12"	White	5ZXT2	24
Full	54"	80"	15"	White	15V599	24
Queen	60"	80"	12"	White	5ZXT3	24
Queen	60"	80"	15"	White	15V601	24
King	78"	80"	12"	White	5ZXT4	24
King	78"	80"	15"	White	15V602	24



White

martex

Pillowcases and Bedsheets, T200 Thread Count

60/40 blend offers the softness of cotton with the strength of polyester. Flat sheets and pillowcases have self-hem; fitted style has elastic on sides covering each corner. 9" pocket fits mattresses 7" to 11" deep; 12" pockets fit 10" to 14" deep.

Description	W	L	Pocket Size	Pkg. Qty.	WHITE Item No.	BONE Item No.
Pillowcases						
Standard	42"	34"	—	72	15V569	—
Standard	42"	36"	—	72	5ZXP2	15V580
Queen	42"	40"	—	72	5ZXP3	15V581
King	42"	46"	—	72	5ZXP4	15V582
Flat Sheets						
Twin	66"	108"	—	24	15V570	—
Twin	66"	115"	—	24	5ZXP5	15V583
Full	81"	108"	—	24	15V571	—
Full	81"	115"	—	24	5ZXP6	15V584
Queen	90"	110"	—	24	15V572	15V585
Queen	90"	115"	—	24	5ZXP7	15V586
Queen	90"	120"	—	24	15V573	—
King	108"	110"	—	24	15V574	15V587
King	108"	115"	—	24	5ZXP8	15V588
King	108"	120"	—	24	15V575	—
Fitted Sheets						
Twin	39"	75"	9"	24	5ZXP9	—
Twin	39"	80"	9"	24	15V576	15V589
XL Twin	39"	80"	12"	24	5ZXR0	—
Full	54"	75"	9"	24	—	15V590
Full	54"	80"	9"	24	15V577	—
Full	54"	80"	12"	24	—	15V593
XL Full	54"	80"	12"	24	5ZXR1	—
Queen	60"	80"	9"	24	15V578	15V591
Queen	60"	80"	12"	24	5ZXR2	15V594
King	78"	80"	9"	24	15V579	15V592
King	78"	80"	12"	24	5ZXR3	15V595



Hotel Basics™ 
Pillowcases and Bedsheets, T180 and T200 Thread Count

Sheets and pillowcases are made from high-quality cotton/polyester fabric. Combines comfort and softness with durability.

Description	Thread Count	W	L	Pocket Size	Color	Item No.	Pkg. Qty.
Pillowcases							
Standard	T180	42"	34"	—	White	5NWT8	12
Standard	T200	42"	36"	—	White	5NWU1	12
King	T200	42"	46"	—	White	5NWU2	12
Flat Sheets							
Twin XXL	T180	66"	115"	—	White	5NWT9	12
Twin XXL	T200	66"	115"	—	White	5NWU3	12
Full XXL	T200	81"	115"	—	White	5NWU4	12
Queen XL	T200	90"	115"	—	White	5NWU5	12
King XL	T200	108"	115"	—	White	5NWU6	12
Fitted Sheets							
Twin	T180	39"	76"	9"	White	5NWU0	12
Twin	T200	39"	80"	12"	White	5NWU7	12
Full	T200	54"	80"	12"	White	5NWU8	12
Queen	T200	60"	80"	12"	White	5NWU9	12
King	T200	78"	80"	12"	White	5NWX0	12



R&R
R&R Textile Mills Inc.



Thermal Blankets

Long-lasting 100% cotton leno weave thermal blankets provide natural warmth and softness. Blankets are preshrunk and have colorfast dye.

Size	W	L	Blanket Weight	►CHOOSE: Color	Item No.
Twin	66"	90"	2.5 lbs.	White	5TAC6
Twin	66"	90"	2.5 lbs.	Beige, Blue, Jade, Rose	D8004



Hotel Basics™

Anti-Pill Fleece Blankets

Lightweight, soft fleece blankets have an anti-pill finish for long-term use. Made of 100% spun polyester.



Size	W	L	Blanket Weight	Color	Item No.
Twin	66"	90"	9 oz./Sq. Yd	Beige	5TAD1
Full	80"	90"	9 oz./Sq. Yd	Beige	5TAD2
Queen	90"	90"	9 oz./Sq. Yd	Beige	5TAD3
King	108"	90"	9 oz./Sq. Yd	Beige	5TAD4



Blankets

Soft and comfortable quilted blankets are made from 100% recycled polyester fill with cotton cover.



Size	W	L	Blanket Weight	Color	Item No.	Pkg. Qty.
Twin	66"	90"	14 oz.	White	5ZXJ0	4
Full/Queen	90"	90"	18 oz.	White	5ZXJ1	4
King	108"	90"	23 oz.	White	5ZXJ2	2



Cranberry

vellux

Blankets

Velvety soft nylon blankets provide year-round warmth without weight. Hypoallergenic and highly durable. High-tech and high-touch to prevent fading, pilling, stretching, or matting. Withstand frequent washings and become softer wash after wash.

Size	W	L	►CHOOSE: Color	Item No.	Pkg. Qty.
Twin	66"	90"	Pale Jade, Bluebell, Ivory, Tan, Cranberry	D9814	4
Full	80"	90"	Pale Jade, Bluebell, Ivory, Tan, Cranberry	D9815	4
Queen	90"	90"	Pale Jade, Bluebell, Ivory, Tan, Cranberry	D9816	4
King	108"	90"	Pale Jade, Bluebell, Ivory, Tan, Cranberry	D9813	4



Ivory

martex

Plush Blankets

Soft and warm fleece blankets with exceptionally plush micro-fiber raschel knit yarns. 100% polyester fabric is easy to wash and maintain.

Size	W	L	Blanket Weight	►CHOOSE: Color	Item No.	Pkg. Qty.
Full	80"	90"	2.9 lbs.	Ivory, Khaki	D9498	4
Queen	90"	90"	3.2 lbs.	Ivory, Khaki	D9499	4
King	108"	90"	3.9 lbs.	Ivory, Khaki	D9497	4



Blankets

All-season blankets feature the texture of herringbone-weave construction and the feel of 100% soft-twist cotton. Machine wash and dry.




Size	W	L	Blanket Weight	Pkg. Qty.	WHITE Item No.	NATURAL Item No.
Twin	66"	90"	2.8 lb.	4	15V630	5ZXX4
Full	80"	90"	3.3 lb.	4	15V631	5ZXX5
Queen	90"	90"	3.8 lb.	2	15V632	5ZXX6
King	108"	90"	4.5 lb.	2	15V633	5ZXX7



Slate

Forest Green

Bone



martex

Bedspreads

Poly/cotton blend with conventional stitching is warm and welcoming.

Size	L	W	►CHOOSE: Color	Item No.
Twin	102"	71"	Bone, Forest Green, Slate	H2168
Full	116"	96"	Bone, Forest Green, Slate	H2165
Queen	118"	100"	Bone, Forest Green, Slate	H2167
King	118"	120"	Bone, Forest Green, Slate	H2166



White

White
Stripe



PATRICIAN

Pillow Shams

Stylish pillow shams have a 2" flap closure at center back.

Size	Color	Item No.	Pkg. Qty.
Standard	White	38W340	24
Standard	White Stripe	38W344	24
King	White	38W341	20
King	White Stripe	38W345	20



Bath Towels

martex

Brentwood Towels

Combine luxury and affordability in a 100% ring-spun cotton dobby border ensemble. Provide a welcome reminder of home. Ecru towels feature Stay Bright® bleach-friendly, fade-resistant technology.

Description	L	W	Weight	Pkg. Qty.	WHITE Item No.	ECRU Item No.
Wash Towel	13"	13"	1½ lb.	12	34AZ78	34AZ79
Wash Towel	13"	13"	1¼ lb.	12	34AZ80	34AZ81
Hand Towel	30"	16"	4½ lb.	24	11W243	11W247
Hand Towel	30"	16"	5¾ lb.	24	15V542	15V547
Bath Towel	50"	27"	14 lb.	12	11W244	11W248
Bath Towel	54"	27"	15 lb.	12	15V543	15V548
Bath Towel	54"	27"	17 lb.	12	15V544	15V549
Bath Sheet Towel	60"	30"	20 lb.	12	15V545	15V550
Bath Mat	34"	20"	10 lb.	12	11W245	11W249



martex

Double-Cam Towel

Decorative double-cam border adds a touch of elegance to the welcoming feel and absorbency of 1st-quality ring-spun terrycloth. The blended cotton/poly underweave helps extend useful life. Hemmed on all 4 sides with a lock stitch and bartack for added strength and style.

Description	L	W	Weight	Pkg. Qty.	WHITE Item No.
Bath Towel	54"	24"	12½ lb.	12	15V538



Bath Towels

martex

Cam Towels

Designed specifically for the hospitality market to provide a warm and welcome reminder of home. Blended cam border ensemble increases wear life, reduces replacement costs, and improves a room's appearance. Polyester/cotton base with cotton loops.

Description	L	W	Weight	Pkg. Qty.	WHITE Item No.	ECRU Item No.
Wash Towel	12"	12"	1 lb.	12	34AZ76	34AZ77
Hand Towel	27"	16"	3 lb.	24	11W235	11W239
Hand Towel	27"	16"	3½ lb.	24	15V537	—
Bath Towel	50"	24"	10½ lb.	12	11W234	11W238
Bath Towel	54"	25"	13½ lb.	12	15V535	—
Bath Mat	30"	20"	7 lb.	12	11W237	11W241



White

martex

Sovereign Towels

Blended terrycloth has soft, absorbent ring-spun cotton loops and a long-lasting cotton/poly blend underweave. The ensemble's woven dobby border gives rooms a homey feel, and its durability reduces replacement costs. Wash Towels have rounded corners and over-locked edges for comfortable use. Other styles have lock-stitched, bartacked hems on all 4 sides for added strength and style.

Description	L	W	Weight	Pkg. Qty.	WHITE Item No.	ECRU Item No.
Wash Towel	12"	12"	1 lb.	12	34AZ82	34AZ84
Wash Towel	13"	13"	1½ lb.	12	34AZ83	34AZ85
Hand Towel	27"	16"	3 lb.	24	15V553	15V562
Hand Towel	30"	16"	4 lb.	24	15V554	15V563
Bath Towel	50"	24"	10½ lb.	12	15V555	15V564
Bath Towel	50"	27"	14 lb.	12	15V556	15V565
Bath Towel	54"	27"	17 lb.	12	15V557	15V566
Bath Sheet Towel	66"	35"	20½ lb.	12	15V558	15V567
Bath Mat	34"	20"	10 lb.	12	15V559	15V568

Hand Towel, Beige



Pool Towel



Hotel Basics™

Towels

Top-quality all-cotton or cotton blend towels provide both softness and durability over a high number of uses. Cam border. Pool towels are white with a blue stripe.

Description	L	W	Weight	Pkg. Qty.	BEIGE Item No.	WHITE Item No.
Wash Cloth	12"	12"	1 lb. per Dozen	12	5NWR2	5NWP3
Hand Towel	27"	16"	3 lb. per Dozen	12	5NWR1	5NWP2
Pool Towel	40"	20"	5.5 lb. per Dozen	12	—	5NWT3
Pool Towel	44"	22"	6 lb. per Dozen	12	—	5NWT2
Bath Towel	40"	20"	6 lb. per Dozen	12	—	5NWP1
Bath Towel	48"	24"	8 lb. per Dozen	12	—	5NWP0
Bath Towel	50"	24"	10.5 lb. per Dozen	12	5NWR0	5NWN9
Bath Mat	30"	20"	7 lb. per Dozen	12	5NWR3	5NWP4

Center Stripe Pool Towels



Striped Pool Towels



martex™

Pool Towels

Front and back plied, loop ring-spun cotton yarns provide plushness and enhanced absorbency. Hems are lock-stitched and bar-tacked for longer life and less fraying. Solid-color pool towels feature Stay Bright™ bleach-friendly, fade-resistant technology.

L	W	Material	►CHOOSE: Color	Item No.	Pkg. Qty.
Center Stripe Pool Towels					
40"	20"	50/50 Polyester/Cotton Base, 100% Cotton Loops	Blue Center Stripe	11W250	12
50"	24"	50/50 Polyester/Cotton Base, 100% Cotton Loops	White w/Blue Double Dobby	38W334	12
Solid Color Pool Towels					
54"	30"	100% Cotton	Green Ice, Persimmon, Violet, Yellow	D5706	12
Striped Pool Towels					
66"	30"	50/50 Polyester/Cotton Base, 100% Cotton Loops	Dark Linen, Deep Sea, White, Deep Sea/White Stripe, Dark Linen/White Stripe	H3911	12
70"	30"	100% Cotton	Blue/White Stripe, Peach/White Stripe, Yellow/White Stripe, Jade/White Stripe	D5705	12



Hand Towel



Pool and Spa Towel



Spa and Comfort™

Towels

Ring-spun 100% cotton fabric towels provide optimal absorbency and softness and have an elegant dobby border for added luxury. Pool towels are white with a blue stripe.

Description	L	W	Weight	Pkg. Qty.	BEIGE Item No.	WHITE Item No.
Wash Cloth	13"	13"	1.5 lb. per Dozen	12	5NWP8	—
Wash Towel	13"	13"	1.5 lb. per Dozen	12	—	5NWN7
Hand Towel	30"	16"	4.5 lb. per Dozen	12	5NWP7	5NWN6
Pool Towel	44"	22"	6 lb. per Dozen	12	—	5NWT1
Bath Towel	54"	27"	17 lb. per Dozen	12	5NWP5	5NWN4
Bath Towel	50"	27"	14 lb. per Dozen	12	5NWP6	5NWN5
Bath Mat	34"	21"	10 lb. per Dozen	12	5NWP9	—



R&R

R&R Textile Mills Inc.

Towels

Top-quality 100% cotton towels provide both softness and durability over a high number of uses. Cam border.



Hand Towel

Description	L	W	Weight	Pkg. Qty.	WHITE Item No.
Wash Cloth	12"	12"	1 lb. per Dozen	12	38X621
Wash Cloth	11"	11"	0.75 lb. per Dozen	12	5NWT0
Wash Cloth	12"	12"	1 lb. per Dozen	12	5NWR9
Hand Towel	27"	16"	2.75 lb. per Dozen	12	5NWR8
Bath Towel	40"	20"	5.5 lb. per Dozen	12	5NWR7
Bath Towel	44"	22"	6 lb. per Dozen	12	5NWR6
Bath Towel	48"	24"	8 lb. per Dozen	12	5NWR5
Bath Towel	50"	24"	10 lb. per Dozen	12	5NWR4



No. 35NG18



No. 35NG19



Towel Baskets

Decorative baskets help keep your bathroom organized.

Size	Color	Item No.
6 7/64" x 10" x 4 2 1/64"	Brown	35NG18
5 x 9 1/4" x 4 2 3/32"	Chrome	35NG19

We'll Help You Find It

From the front of the house to the back, let us know if you're looking for something you don't see here or online. Our sourcing team gives you access to countless other hospitality items from thousands of suppliers.

> For more info, call **1-800-GRAINGER**




Personal Care Amenities

Provide a spa-like experience with a light green tea scent or the energizing aroma of lemongrass. Meet FDA manufacturing standards.

Shampoo and conditioner—Infused with green tea to deliver deep-penetrating moisture.

Shampoo mildly cleanses and hydrates for body and shine. Moisturizing Shampoo No. 5WUK7 contains natural plant extracts. No. 5WUK3 is mineralizing.

Rich conditioner leaves hair hydrated, manageable, and silky smooth.

Bath Gel—Invigorating, nourishing, enriched gel gently cleans and lightly scents, leaving skin feeling fresh and revitalized.

Massage Bar—Revitalizes as it soothes and cleanses tired skin, leaving it feeling soft and rejuvenated.

Cleansing Bar—Cleans without drying skin, leaving it feeling refreshed, revitalized, and radiant.

Bar Soap—Renewing bar with vegetable butter is nourishing and invigorating, leaving skin feeling clean and refreshed.

Body Lotion—Vitamin-enriched to leave skin feeling soft, silky, and smooth. No. 5WUK6 contains natural plant extract.



• Lightly scented for a spa-like experience

Description	Size	Package Type	Fragrance	Item No.	Pkg. Qty.
Shampoo and Conditioner					
Shampoo	0.75 oz.	Tube	Green Tea	5WUK7	200
Conditioner	0.75 oz.	Tube	Green Tea	5WUK8	200
Shampoo	1.1 oz.	Bottle	Green Tea	5WUK3	200
Conditioner	1.1 oz.	Bottle	Green Tea	5WUK4	200
Bath Gel and Soaps					
Bath Gel	1.1 oz.	Bottle	Lemongrass	5WUK5	200
Massage Bar	1.75 oz.	Packet	Lemongrass	5WU0	200
Cleansing Bar Soap	1.5 oz.	Wrapped	Lemongrass	5WU1	200
Bar Soap	0.88 oz.	Packet	Lemongrass	5WU2	250
Lotion					
Body Lotion	0.75 oz.	Tube	Lemongrass	5WUK9	200
	1.1 oz.	Bottle	Lemongrass	5WUK6	200



Personal Care Amenities

• **Verbena scent**

Luxurious amenities are made with premium plant-based infusions, potent antioxidants, and certified organic ingredients. Postconsumer recycled plastic bottles have modern graphics that suit any independent hotel's decor. Meet FDA manufacturing standards.

Description	Size	Package Type	Item No.	Pkg. Qty.
Shampoo and Conditioner				
Shampoo	1.25 oz.	Bottle	5WUK0	200
Conditioner	1.25 oz.	Bottle	5WUJ9	200
Body Wash and Soaps				
Body Wash Lotion	1.25 oz.	Bottle	5WUJ7	200
Bath Soap	1.5 oz.	Wrapped	5WUK2	250
Facial Soap	1.1 oz.	Packet	5WUK1	250
Lotion				
Body Lotion	1.25 oz.	Bottle	5WUJ8	200



No. 20VE99



No. 20VF06



Personal Care Amenity Kits

Personal care products for the hospitality industry. Each Vanity Kit in Pkg. No. 20VE99 includes 2 cotton swabs, 2 cotton balls, and emery board. Mending Kits in Pkg. No. 20VF01 include a 6-color thread card, needle, buttons, and safety pin. Shave Kits in Pkg. No. 20VF03 include a twin-blade razor and 15g of shaving cream. Each Dental Kit in Pkg. No. 20VF04 includes toothbrush and 10g toothpaste.

Description	Item No.	Pkg. Qty.
Shower Cap	20VF02	500
Vanity Kit	20VE99	500
Mending Kit	20VF01	500
Shave Kit	20VF03	100
Dental Kit	20VF04	100
Shoe Mitt	20VF05	500
Mouthwash - 30mL	20VF06	200



No. 49T406

No. 49T410



Towel Warmers

Modern design warmers heat up quickly with a safe Filatherm™ dry heating element. Dry and warm towels, clothing, and blankets while using less power than an average light bulb. Include 7-ft. power cord, hardware and instructions, and an illuminated On/Off switch. Minimal assembly required. UL and C-UL Listed.

Number of Bars	H	D	W	Watts	CHROME Item No.	SATIN NICKEL Item No.
Free Standing						
8	39"	14"	25"	105	49T404	49T405
Wall Mounted						
5	26"	6"	19"	80	49T406	49T407
8	40"	6"	24"	105	49T408	49T409
Free Standing/Wall Mounted						
4	40"	11"	24"	80	49T410	49T411
5	34"	7"	21"	80	49T412	49T413



No. 29VT40

No. 29VT41



Robes and Slippers

Provide your guests the ultimate in comfort with cozy robes and slippers. White robes are 48"L. White slippers are made of absorbent terrycloth.

Description	Item No.	Pkg. Qty.
Bathrobes		
60% Cotton / 40% Polyester	29VT39	12
Cotton	29VT40	12
Slippers		
Unisex Open Toe	29VT41	25
Women's Open Toe	29VT42	25
Men's Open Toe	29VT43	25



Ice Bags

Bags are constructed of 1.2-mil metallocene for high-impact strength and durability. Meet FDA requirements for contact with food products.



W	D	L	Thickness	Item No.	Pkg. Qty.
8"	4"	12"	0.75 mil	5DRX3	1000
8"	4"	12"	1.25 mil	5DTD0	1000
8"	4"	15"	0.75 mil	5DRX4	1000
9"	—	18"	1.20 mil	5DTV9	1000



Plastic Ice Bucket

Plastic ice bucket has a 12-qt. capacity.



Description	Item No.	Pkg. Qty.
Ice Bucket	31NJ23	6

Wrapped Cups

Each disposable cup features a plastic wrap to help provide a sanitary solution for in-room beverage services.



Size	Item No.	Pkg. Qty.
9 oz.	23MJ45	1000



Ice Bucket with Tongs

The essential ice bucket presents an elegant appearance.



Description	Item No.
Double Wall Ice Bucket w Tongs - Stainless Steel	6EZT9

CONAIR
HOSPITALITY



Clock Radio

- Docks, charges, and plays iPod®, iPhone®, and iPad® devices

Give your guests a choice of walking up to a buzzer, FM radio, or music from their own docked device. 1-day alarm. Auto-sleep feature helps prevent disturbing guests in adjacent rooms. Large, easy-to-read 0.9" green display.

Description	Item No.
Clock Radio with iPod Dock	33F187

Cuisinart
Coffee Makers

- UL Listed. Approved for commercial use.

1-Cup—Brews 8-oz. cup of coffee in less than 3 min. Uses standard single-serve coffee pods (sold separately on Grainger.com®). Auto Off.

2-Cup—Dual heater/dual reservoir system brews 1 cup at a time or 2 cups simultaneously. Uses standard single-serve coffee pods (sold separately on Grainger.com®).

4-Cup—Compact design takes minimal space. Brew Pause® feature allows midcycle pouring. Filter basket and carafe are dishwasher safe. Auto Off.



4-Cup

Description	Watts	Item No.
1-Cup	450	6GAM8
2-Cup	—	33F190
4-Cup w/ Glass Carafe	550	6GAM9



Hospitality 1 Source, LLC

Coffee Tray

Helps keep your coffee amenities organized. Accommodates a 4-cup coffee maker, 2 coffee cups, coffee, and condiment package. High sides ensure items stay in place.

Size	Item No.
11 x 14 x 1½"	41H541



CONTROL COMPANY
Digital, Traceable®, and Unique Products

Atomic Radio Clock

A radio signal from the National Institute of Standards and Technology's Colorado atomic clock automatically sets correct time/date. Accuracy is 1/10,000 of a second. Simultaneously displays ambient and remote F/C temperatures. Temperature range is 23°F to 122° (-5°C to 50°C). Clock has Giant-Digits™ 4¾" digit height.

Description	Item No.
Radio Atomic Clock	8YPG2



No. 42X542

No. 42X544



Coffee Makers

- Auto Off
- UL and C-UL Listed
- 5000W

No. 42X542 features a front-loading design for improved sanitation and uses standard 1-cup coffee and tea pods (not included) to brew into 8- or 12-oz. mugs or disposable cups.

Nos. 42X543 and 42X544 feature auto pause and serve and illuminated power button. They also include an easy-to-use, swing-out brew basket and hot plate with nonstick surface.

Description	H (in.)	W (in.)	D (in.)	Mfr. Model	Item No.
1-Cup	9½	9¾	5²⁹⁄₆₄	HDC200S	42X542
4-Cup w/Glass Carafe	12½	9⁶¹⁄₆₄	7¹³⁄₆₄	HDC500C	42X543
4-Cup w/Stainless Carafe	12½	9⁶¹⁄₆₄	7¹³⁄₆₄	HDC500CS	42X544



No. 6GAM1



No. 6GAM2

CONAIR
HOSPITALITY

1600W Wall-Mount Hair Dryers

- 125V
- 34" cord

Feature LED night light and 2 heat/speed settings. Lightweight and compact with an automatic shutoff when placed in wall mount. Include 6-ft. coil cord and ALCI plug. UL Listed.

Color	Mfr. Model	Item No.
White	134W	6GAM1
Black	134BW	6GAM2



No. 6GAM3



No. 6GAM4

CONAIR
HOSPITALITY

Handheld Hair Dryers

- 125V

Compact dryers store easily and feature 2 heat/speed settings, Cool Shot button, and an ergonomic handle. Include concentrator attachment. All include 5-ft. cord except No. 6GAM4 which has a 6-ft. cord. ETL Listed.

Description	Color	Cord Length	Mfr. Model	Item No.
1875 Watt Handheld	White	5 ft.	247W	6GAM3
1875 Watt Handheld	Black	6 ft.	247BW	6GAM4
1600 Watt Handheld	White	5 ft.	047W	6GAL9
1600 Watt Handheld	Black	5 ft.	047BW	6GAM0



No. 28CK17



No. 28CK20

andis

Wall-Mount Hair Dryers

- 125V
- 8-ft. cord

These powerful 1600W dryers are ADA compliant when mounted below 48". They're designed with 2 heat and 2 air flow settings for quick, easy hair styling. Nos. 28CK18, 28CK19, and 28CK20 have long-lasting electronic night lights that stay cool with no bulbs to burn out or replace. Nos. 28CK21, 28CK19, and 28CK20 are designed with ionic technology to dry hair faster by breaking up water molecules. All models are ETL Listed. Ionic models are CETL Certified. Others are CSA Certified.

Description	Color	No. of Speeds	Mfr. Model	Item No.
Hang Up® 1600	White	2	HD-3	28CK17
Hang Up® 1600 with Night Light	White	2	HD-3L	28CK18
Ionic Hang Up® 1600	Black	2	HD-5	28CK21
Ionic Hang Up® 1600 with Night Light	White	2	HD-5L	28CK19
Ionic Hang Up® 1600 with Night Light	Black	2	HD-5L	28CK20



CONAIR
HOSPITALITY

1875W Soft Surface™ Hair Dryer

- 125V
- 5-ft. cord

Soft-touch finish with 2 heat/speed settings, Cool Shot button, removable air filter, and ALCI plug. Compact size stores easily. UL Listed.

Color	Mfr. Model	Item No.
Black	152B	6GAM5



No. 6GAM6



No. 6GAM7

CONAIR
HOSPITALITY

1875W Ionic Cord-Keeper™ Hair Dryers

Ionic technology for shiny, healthy hair. Include convenient retractable power cord and folding handle. Feature 2 heat/speed settings, Cool Shot button, dual voltage, and ALCI plug. UL Listed.

Color	Item No.
White	6GAM6
Black	6GAM7



No. 35Z881



No. 35Z882

GA GRAINGER APPROVED



Hair Dryer Holders

Concealed, surface-mount holders are an attractive and practical addition to any bathroom. Mounting hardware is included.

Description	Item No.
Polished Chrome, 4 ⁵ / ₆₄ "L x 4 ¹ / ₂ "W	35Z881
Satin Nickel, 4 ⁵ / ₆₄ "L x 4 ¹ / ₂ "W	35Z882



No. 28CK25

No. 28CK23

andis Handheld Hair Dryers

- 125V
- 6-ft. cord

Lightweight ProStyle™ dryers have 1600W of drying power with 4 heat and 2 air settings to get you looking your best fast. They feature a contoured handle for a comfortable grip. Include heavy-duty cord and ALCI in-plug. Compact MicroTurbo® dryer is designed for world-wide travel with dual voltage. Features 2 heat/air settings. Fold-N-Go Ionic™ dryer has a retractable cord and folding handle for convenient storage. Features 1875W of power with 3 heat/air speeds for ultimate styling. Includes a concentrator and a cool shot button to lock in styles. ProStyle™ models are UL Listed and CSA Certified. Others are ETL Listed and CETL Certified.

Description	Color	No. of Speeds	Mfr. Model	Item No.
ProStyle™ 1600	White	4	PD-2A	28CK24
ProStyle™ 1600	Black	4	PD-2A	28CK25
MicroTurbo® 1600	White	2	MT12	28CK26
Fold-N-Go Ionic™ 1875	Black/Silver	3	RC-2	28CK23



Hospitality 1 Source, LLC

Hair Dryer Bag

Cotton/poly twill bag keeps hair dryer cord from looking unruly and adds a nice presentation to your guest room bathroom. Hair dryer not included. Bag features drawstrings. 10 per pk.

Size	Color	Mfr. Model	Item No.
12 x 12"	Black	HDBAG	41H540



No. 5RZT8



Chrome-Finish Coat Racks with 1"-Dia. Standard Bar

Zinc-coated, tubular steel frames resist corrosion and look like chrome. Classic-style racks are easy to assemble. For in-closet installation.

H (in.)	D (in.)	W (in.)	Holds	Item No.
16½	14¾	24	Up to 12 garments	5RZT8
16½	14¾	30	Up to 15 garments	5RZT9
16½	14¾	36	Up to 18 garments	5RZU0
16½	14¾	48	Up to 24 garments	5RZU1



No. 5RZU6



Tubular Frame Coat Racks

Zinc—Clean, sturdy design has finished ends to mount outside closets. Fastens to wall with 8 screws.

Chrome Finish—Classic style is easy to assemble for in-closet installation. The mini hanger bar accepts theft-resistant mini hook hangers.

H (in.)	D (in.)	W (in.)	Holds	Item No.
Zinc with 1" Dia. Standard Hanger Bar and Finished Ends				
16	14¾	32	Up to 16 garments	5RZU6
16	14	48	Up to 24 garments	5RZU7
Chrome Finish with ½" Dia. Mini Hanger Bar				
16½	14¾	24	Up to 12 garments	5RZU2
16½	14¾	36	Up to 18 garments	5RZU4
16½	14¾	48	Up to 24 garments	5RZU5



Ebony Shirt Hanger



Cherry Security Hanger w/Locking Bar



Cherry Suit Hanger w/Locking Bar



Maple Security Hanger w/Clips



INTERNATIONAL

Wood Hangers

Attractive designs are contoured to help prevent wrinkling. Select Suit Hangers and Security Hangers feature a nonslip trouser bar to hold coordinating suit pants or skirt. Other designs feature clips to hang the pants or skirt straight down.

Suit Hangers—Solid hardwood hangers have a rich high-gloss finish. Extra-wide rounded shoulders help prevent hanger marks on shirts and jackets.

Security Hangers—Hardwood hangers have closed, swivel hooks for permanent installation on any standard-size hanging bar or garment rack; help deter theft.

Shirt Hangers—Swivel hook hangs items easily from closet rod, towel bar, or standard-size door.

►CHOOSE: Finish	Item No.	Pkg. Qty.
Suit Hangers		
Maple, Cherry	G6672	4
Maple, Cherry	D7951	24
Ebony	15V345	1
w/Clips		
Maple, Cherry	D7953	12
Security Hangers		
Maple, Cherry	D7954	24
w/Locking Bar		
Maple, Cherry	D7955	24
w/Clips		
Maple, Cherry	D7956	24
Shirt Hangers		
Maple, Cherry	G6671	5
Ebony	15V347	5



No. 5RZU9



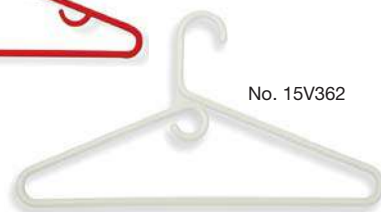
Wood Coat Racks

Combine strong zinc-plated steel shelf bars with large-frame, handcrafted hardwood brackets for long-lasting performance. For in-closet installation.

Description	H (in.)	D (in.)	W (in.)	Holds	Item No.
Hardwood Top Bars	12¾	12½	30	Up to 15 garments	5RZU8
Hardwood Top Bars	12¾	12½	36	Up to 18 garments	5RZU9



No. G6669



No. 15V362



INTERNATIONAL

Plastic Hangers

Economical, convenient hangers can be used on any standard-size hanging bar or garment rack.

Description	Finish	Item No.	Pkg. Qty.
Heavyweight	White	15V362	3
Tubular	White	15V357	15
Recycled Plastic	Black, Blue, Red, White	G6669	15



INTERNATIONAL

Velvet Suit Hangers

Soft velvet coating provides a gentle nonslip grip to hold delicate fabrics in place.



Description	►CHOOSE: Finish	Item No.	Pkg. Qty.
Suit Hangers	Black, White, Tan	G6673	20



Flat Top

High Back

High Back with Back Strapping



Chrome Finish Luggage Racks

Strong, lightweight racks have a highly polished finish to suit the most elegant decor. Joints are rivet-hinged to fold easily for storage. Extra-wide 2¼" replaceable polypropylene webbing provides strength and support. Plastic feet are nonmarking. Flat Top No. 5RZR6 has extended legs to keep the rack away from the wall. High Back models add plastic end caps and protective nylon bumpers on back wall guard.

Description	H	D	W	Holds	Item No.	Pkg. Qty.
Flat Top Luggage Rack	20"	16½"	26"	150 lb.	5RZR6	6
High Back Luggage Rack	26½"	16"	24¼"	150 lb.	5RZR7	6
High Back Luggage Rack with Back Strapping	26½"	16"	24¼"	150 lb.	5RZR8	6



Mahogany

Walnut



Premium Wood Luggage Racks

Elegant curved legs and lush finishes highlight furniture-quality construction. Sized to hold oversize or heavy luggage. Durable hardwood has protective finish to withstand abuse. Sturdy rivet-hinged joints and 2¼" polypropylene webbing for superior wear.

Description	Finish	H	D	W	Holds	Item No.	Pkg. Qty.
Curved Leg Flat Top Luggage Rack	Mahogany	24"	19"	23"	150 lb.	5RZT6	3
Curved Leg Flat Top Luggage Rack	Walnut	24"	19"	23"	150 lb.	5RZT7	3

John Sterling

Closet Rod System

Organize closets with sturdy closet rods and mounting hardware.

Color	L (in.)	Max. Rod Dia. (in.)	Mfr. Model	Item No.	Pkg. Qty.
Heavy-Duty Closet Poles					
Chrome	72	1½	0015-6CH	5EAD5	1
Chrome	96	1½	0015-8CH	5EAD6	1
White	48	1¼	0018-4	5EAC7	1
White	72	1¼	0018-6	5EAC8	1
White	96	1¼	0018-8	5EAC9	1
Closet Rods					
Platinum	48-72	1	PB0022-48/72	5EAD1	1
Platinum	30-48	1	PB0022-30/48	5EAD0	1
Platinum	72-120	1	PB0022-72/120	5EAD2	1
Shelf and Rod Brackets					
Chrome	11¼	1½	RP-0495-CH	5EAD9	1
Shelf and Rod Bracket Hardware, Screws and Caps					
White	—	—	CD-0047	5EAD4	8
End Caps					
Chrome	¾	1½	CD-0017-CH	5EAD8	2
Pole Sockets					
Chrome	⅞	1½	CD-0010-CH	5EAD7	2
White	2⅞	1¾	RP-0039-WT25	5EAD3	2



No. 5EAD5



No. 5EAC7



No. 5EAD0



No. 5EAD3



No. 45DP82



No. 2GTP1



No. 6MPK4



No. 16X147

SentrySafe Safes

Allow your guests to securely store their valuables. Feature access for a power cord.

Cap.	Net Weight	Lock Style	Includes	Shelf	Inside Dim.			Exterior Dim.			Item No.
					W	H	D	W	H	D	
0.4 cu. ft.	20 lb.	Electronic, Card Swipe	Master Override key, Auxiliary Remote Battery Backup, Reprogrammable Electronic Lock With Key or Card Swipe Reader, Carpeted Floor, Pry Resistant Door, Interior LED Light, Bolt Down Kit	—	14¾"	6½"	7⅞"	15"	7"	11"	45DP82
1 cu. ft.	29.1 lb.	Electronic, Override Key	Security Cable, Bolt Down Hardware, Carpeted Interior	1 Removable	16¾"	8⅛"	12⅝"	16⅝"	8⅞"	14⅞"	2GTN8
1.2 cu. ft.	33.7 lb.	Electronic, Override Key	Bolt Down Hardware, Power cord access, Carpeted Interior	1 Removable	16¾"	10½"	12⅝"	16⅝"	10⅝"	14⅞"	2GTP1
1.2 cu. ft.	35 lb.	Electronic	Bolt Down Kit, Override Key, Status LED Display, (2) Concealed Emergency Keys, 4-AA Batteries	—	17¾"	8⅞"	12⅝"	18"	9"	15"	16X147
2.1 cu. ft.	333 lb.	Electronic	Bolt Down Kit, Emergency Key	—	14⅞"	17⅞"	12⅞"	19¾"	27½"	19¼"	33UJ46
2.3 cu. ft.	105 lb.	Electronic, Override Key	Bolt Down Kit, Carpeted Interior	2 Adjustable	15⅞"	22⅝"	11⅝"	15½"	23.9"	16⅞"	6MPK2
6.1 cu. ft.	240 lb.	Electronic, Override Key	Bolt Down Kit, Carpeted Interior	3 Adjustable	20½"	36⅞"	14⅞"	21¾"	37¾"	19¾"	6MPK4
6.4 cu. ft.	300 lb.	Combination	Bolt Down Kit, Heavy-Duty Hinges, Steel Dead Bolts, 9V Battery	2 Adjustable	19"	36⅞"	16"	22"	40"	22"	39J412
6.8 cu. ft.	615 lb.	Electronic	Door Keys, Drawer Keys, Heavy-Duty Casters and Hinges, 4-AA Batteries	2 Adjustable	20¾"	31½"	18"	27⅝"	47½"	25"	16X152



Desk Lights

- 120V
- UL Listed

These portable desk lamps illuminate any workstation. Banker's Lamp comes with a pullchain switch and 5-ft. cord. Bulb not included. Gooseneck Round Magnifier Light can clamp on or screw on to a base and has a rocker switch with 8-ft. cord. Gooseneck Desk Lamp has an easy On/Off switch and flexible 25" gooseneck arm that resists sagging and drooping. 9-ft. cord with 3-prong plug. Bulb included. Gooseneck Task Light has flexible 22" arm and a magnetic base with rotary On/Off switch. 9-ft. cord with 3-prong plug. Bulb not included. Pivoting Head Task Light allows tilting/pivoting of the arm and head.



No. 6MNR6



No. 6MNT3



No. 5GAR1

Description	Arm Length	Watts	Brand	Item No.
Compact Fluorescent Lamp				
Banker's Lamp	10"	13	LumaPro	6MNR6
LED Lamps				
Gooseneck Round Magnifier Light	18"	1	LumaPro	6MNT3
Pivoting Head Task Light	17"	7	Luxo	5GAR1
Halogen Lamp				
Gooseneck Desk Lamp	25"	20	Electrix	9LC77
Incandescent Lamp				
Gooseneck Task Light	22"	100	Electrix	4CKH2



COOPER Lighting



LED Nightlight

120V nightlight brings soft, low-level illumination to any environment. Fits any standard junction box. Operating temp. is -20° to 40°C. 70 CRI. 60,000-hr. rated life and 6000K color temp.

Watts	L	W	H	Mfr. Model	Item No.
4	5"	2"	3"	MHN-UNV-W	13R137

SIGN IN OR REGISTER ON GRAINGER.COM® TO VIEW YOUR PRICING.

SINGER®

Electric Iron

- 1700W
- Self-cleaning
- Spray mist

Steam iron provides vertical and horizontal steam bursts to help remove wrinkles. Auto-Off. Expert Finish™ has 9 temperature settings with electronic LCD control.



Description	Water Cap.	Power Cord Length	Weight	Item No.
Expert Finish™	1.5mL	7¼ ft.	2.9 lb.	16W504



No. 33F188



No. 33F189

CONAIR® HOSPITALITY

Cord-Keeper™ Electric Steam Irons

- 1400W
- Self-cleaning
- Spray and burst of steam

Feature adjustable temperature control, nonstick soleplate, and anti-drip function to help reduce spills and conserve water. Safety auto shutoff feature turns iron off when left horizontal for 30 sec., vertical for 8 min. Cord retracts for easy storage.

Description	Type	Power Cord Length (ft.)	Item No.
Cord-Keeper™ Steam Iron	White	8	33F188
Cord-Keeper™ Steam Iron	Black	8	33F189



Iron Holder and Board Hanger


Proprietary Iron Connection™ holder helps prevent iron theft by securing the iron to holder and board—the iron stays with the ironing board as it is moved. Sized for large and retractable-cord irons, the 18-ga. steel holder has a heat-dissipating base and serves as safe hot iron storage. Winged design adjusts to custom fit the iron. Tethering cable is coiled to stay out of the way. Mounts on any size board with included hardware. Also includes a board hanger.

Size	Item No.
12" L x 6½" W	33NW81



No. 15V256

No. 15V271



No. 15V265



No. 5DMP0



INTERNATIONAL

Ironing Boards and Covers

Scorch- and stain-resistant covers have elastic banding for a snug fit. No. 15V271 has hook-and-loop straps.

Description	Item No.
Ironing Boards	
Quad Leg with Sweater Shelf - Includes Deluxe Iron Rest, (1) Pad, (1) Cover	15V256
Over-the-Door - Includes (1) Pad, (1) Cover	5DMP0
Ironing Board Covers	
Reversible, 100% Cotton, 6mm foam pad - Reversible with Stripes	15V271
100% Cotton, 4mm foam pad - Bright HCD Blue	15V265
100% Cotton, 6mm foam pad - Blue	15V262



Ironing Organizers

Store irons and ironing boards and help prevent hot iron damage. Heat-resistant thermoset plastic construction.

L	H	W	Item No.	Pkg. Qty.
15½"	5¼"	5¼"	2CJP5	6





No. 29WK14

Panasonic® Digital Cordless Answering System

Experience quality digital sound with outstanding range. Smart eco mode automatically lowers power consumption when handset is used near base unit. Exclusive tone equalizer controls the bass, mid-range and treble tones in a caller's voice. Nonslip handset has a white backlit LCD. Features include easy to see LCD with big buttons, speed dial on base and handset, call blocking, silent mode, caller ID, call waiting, and conference capability. No. 29WK13 is the base unit with 1 handset. No. 29WK14 is the base unit with 2 handsets.

Note: Use of Caller ID and Call Waiting requires subscription to a Caller ID/Call Waiting service.

Description	Mfr. Model	Item No.
Cordless Answering System w/1 Handset	KX-TG6591T	29WK13
Cordless Answering System w/2 Handsets	KX-TG6592T	29WK14



No. 41D232



Cordless Amplified Telephone

Digital clarity and tons of user-friendly features help you keep your operation running smoothly. The large, high-contrast easy-to-read screen is enhanced with a Talking Caller ID and talking keypad for greater usability. Features include visual ringer, vibrating handset, 4 one-touch memory buttons, 200-name/number directory, and 30-name/number Caller ID history. Includes 3 AAA batteries, base, cordless handset, AC adapter, battery cover, phone line cord, and manual. Add up to 4 additional handsets (order No. 41D233 separately) for a complete system.

Note: Use of Caller ID requires subscription to a Caller ID service.

Description	Mfr. Model	Item No.
Cordless Phone	CSA400	41D232
Cordless Expansion Handset	CSA400E	41D233



No. G3931

No. G3937



Hospitality Telephones

- ADA-compliant volume control
- 1-touch voicemail retrieval
- Compatible with PABX systems
- Each includes handset and line cords

Excellent replacement telephones for vandalized or damaged phones. For use with existing hotel faceplates.

Description	► CHOOSE: Color	Item No.
1-Line, Speakerphone		G3931
1-Line, Lobby	Ash, Black	G3937
1-Line		G3938

ADA Compliance For the Hearing Impaired

The Americans with Disabilities Act (ADA) requires hotels and motels be outfitted with effective equipment and resources to ensure the safety of people who are deaf or hard of hearing, and to provide them with an equal opportunity to enjoy the services, accommodations, and amenities offered.

To ensure compliance, the following is required:

- **Smoke detectors that are both audible and visual**
- **A visual signal triggered by the main building fire alarm**
- **A front desk TTY**

A specified percentage of rooms must be equipped with telephone amplifiers and visual notification devices alerting guest to door knocks and fire detection. TTYs should be available upon request.

Use this chart to determine how many rooms need enhanced communication equipment to comply with the ADA*:

Note: More extensive information is available at: <http://www.access-board.gov/>

Number of Rooms	Accessible Rooms
1 to 25	2
26 to 50	4
51 to 75	7
76 to 100	9
101 to 150	12
151 to 200	14
201 to 300	17
301 to 400	20
401 to 500	22
501 to 1000	5% of total
1001 and over	50, plus 3 for each 100 over 1000

*Requirements taken from the Americans with Disabilities Act, Code of Federal Regulations 28 CFR, Part 36 Revised July 1, 1994, App. A Part 9.1.3. Revised September 15, 2010.



Phone Amplifier and Ring Signaler

Portable Phone Amplifier—Separate volume and tone controls help boost volume by as much as 40dB, and clarify the signal for better comprehension. Connects to your existing phone in just seconds. Power with an AC adapter (included) or a 9V battery. Unit can also adapt to digital phones. Saves battery power by switching off when handset is returned to the base.

- **Compatible with 99% of telephones**

Amplified Ring Signaler—Signaler connects to most analog phone lines to boost ring tone up to 95dB, with various tone levels. In addition, a bright strobe flashes along with the signal tone to attract your attention. Requires an RJ11 modular phone jack and a standard 120V electrical outlet.

- **Wall or desk mountable**
- **Built-in dual modular phone jack for easy installation**

Note: No. 22M767 will work only with an analog telephone line. Will not plug into and operate on a multiline and/or PBX phone systems.

No. 3TML6



No. 22M767

- **Ensure ADA compliance with these audio enhancing accessories.**

Description	Color	Mfr. Model	Item No.
Portable Phone Amplifier	White	IL95W	3TML6
Amplified Ring Signaler	Black	CS-CR200	22M767



Vibrating Pad

The pad slides between a mattress and box spring, and shakes the bed to rouse its occupant when the sound of the alarm or telephone ringing isn't enough. Connects to just about any phone, alarm clock or signaling/alerting device that has a 12VDC output. Also can be placed under a seat cushion. Approx size: 3 1/2" x 1 1/4".



Description	Mfr. Model	Item No.
Vibrating Pad	SHK	3TMN1



No. 29WJ96



No. 5KZF8



Door Knock Alert

Simple but effective device hangs on the inside doorknob and flashes to alert the occupant when there is a knock on the door. Operates on 2 AA batteries (sold separately).



Description	Mfr. Model	Item No.
Door Knock Alert	SNDKF115	41D238



Hearing Impaired Guest Room Kits

Get the items you need to help your guest rooms comply with the ADA, all in a single handy package. If your property has smoke detectors that are both audible and visual, use Kit No. 41D240. For main building fire alarms, if your current system does not signal visually in your hearing-impaired rooms, you must use a signaling device. Kit No. 29WJ96 is triggered by a continuous T3-T4 fire alarm sound and transfers the signal to the main flashing base. If your property does not include audible and visual detectors, use Kit No. 5KZF8.

Description	Mfr. Model	Item No.
Hotel Room	HTSET4B	41D240
Hospital	CA360	29WJ96
Hospital & Hotel Room	HTSET3	5KZF8



No. 5CFV3



No. 5CFV5



TV Wall Mounts

Heavy-duty commercial LCD TV wall mounts provide safety and security by requiring tool/bolt removal to take the TV off the wall.

Description	For Use With	Load Cap. (lb.)	Mfr. Model	Item No.
Flat Panel Tilt Mount with Pivot	22", 26", 32" and 42" TV	55	JM3200	5CFV2
Flat Panel Tilt Mount, Single Arm	22", 26", 32" and 42" TV	55	CTM-1200	5CFV3
Flat Panel Tilt Mount, Double Arm	22", 26", 32" and 42" TV	55	JM-3220	5CFV4
Flat Panel Tilt Mount	22" TV Only	50	JM1000	5CFV5
Flat Panel Tilt Mount	22", 26", 32" and 37" TV	80	JM2000	5CFV6



No. 6KJC4



No. 30F328 w/Holder



Universal TV Remotes

Hospitality Remote—Requires no programming when used with LG, Philips, Magnavox, RCA, Zenith, GE, Panasonic, Vizio, and Quasar televisions. Programmable for use with more than 250 other brands.

Clean Remotes—Spillproof, nonporous surface resists bacteria growth. With hidden battery compartment and 1-button setup for more than 250 brands. No. 6LUU4 is also compatible with LodgeNet® and OnCommand® pay-per-view systems.

Description	Brand	Mfr. Model	Item No.
Learning Universal Remote	RCA	38W766	38W766
Hospitality Remote	Brightstar	BR100B	6KJC4
Clean Remote Control, One Touch Set Up	Clean Remote	CR1	6KJC5
Clean Remote Control with Pay-Per-View Buttons	Clean Remote	CR2M	6LUU4
Clean Remote Control for use with Cable Boxes	Clean Remote	CR1R	30F328
Remote Holder	Clean Remote	CR-STAND	43Y689



No. 5RFE1



High-Speed HDMI Cables

PVC-jacketed cable is compatible with all versions of HDMI and can support 3D. HDMI-HDMI cable resolution from 480i to 4k x 2k, HDMI-DVI cable resolution 480i-1080p. UL Listed and CSA Certified. RoHS compliant.

Length	Conductor Size	Color	Item No.
3 ft.	28 AWG	Black	5RFE1
4 ft.	28 AWG	Black	5RFE2
5 ft.	28 AWG	Black	5RFE3
6 ft.	28 AWG	Purple	5RFE4



No. 5LR25

2-Way Coaxial Splitters

Provide strong dual output transmission while retaining signal integrity.

Description	Item No.
5-900 MHz Splitter, 75 Ohm	5LR25
High Performance Splitter, 5 MHz - 1 GHz	4JW77



No. 5RGN5



Coaxial Cables

Feature F-type connectors. RG-6 quad shielded. 18 AWG. In-wall rated. 75-ohm impedance.



No. 5RGP2

Color	3 FT. Item No.	6 FT. Item No.	12 FT. Item No.
Black	5RGN5	5RGN7	5RGP1
White	5RGN6	5RGN8	5RGP2

SAMSUNG

Hospitality LED HDTVs

Direct-lit LED technology provides the uniform brightness of most cold cathode fluorescent lamp (CCFL) displays, but uses up to 50% less energy. Feature LYNK™ technology so you can access HDTV content from most cable, satellite, and video-on-demand providers. The REACH 3.1 management system allows you to utilize your existing coaxial-based infrastructure. Also provides centralized TV controls, basic static content management capabilities, and an interactive program guide. The menu allows the facility to easily change and update information via a Windows®-based system. Time-saving USB cloning lets you easily copy settings from one TV to other TVs of the same model. Include a stand, remote control, batteries, and power cord.

Screen Size	Max. Resolution	Vertical Resolution	H	W	D	Mfr. Model	Item No.
28"	1366 x 768	720p	17 ¹ / ₈ "	25 ⁵ / ₁₆ "	6 ⁷ / ₁₆ "	HG28ND460AFXZA	45AF27
32"	1366 x 768	720p	19 ⁹ / ₁₆ "	29 ¹ / ₁₆ "	7 ⁹ / ₁₆ "	HG32ND478GFXZA	45AF29
40"	1920 x 1080	1080p	20 ¹ / ₁₆ "	35 ⁵ / ₁₆ "	3 ³ / ₁₆ "	HG40ND477BFXZA	45AF36
48"	1920 x 1080	1080p	26 ¹ / ₂ "	42 ⁵ / ₁₆ "	8 ⁷ / ₈ "	HG48ND677DFXZA	45AF31



Hospitality Supplies Online Catalog

Get all the benefits of our print catalog combined with the searchable convenience of the web.

Visit grainger.com/content/hospitalitycatalog



No. 22P329

RCA

Commercial LED TVs

LED backlit technology TVs provide images with sharp, vivid colors. Prevent television settings from being changed by the guest with an installation remote that is different than the guest remote. Menu allows the facility to configure TVs to provide optimal user experience for their guests. TVs are clone capable, which means menu and channel settings can be copied out of one television and placed in all other televisions in the facility. Remotes sold separately.

Screen Size	Max. Resolution	Vertical Resolution	H	W	D	Mfr. Model	Item No.
22"	1366 x 768	768p	14 ¹ / ₈ "	21"	1 ⁷ / ₈ "	J22CE820	22P329
32"	1366 x 768	1366p	19 ¹³ / ₆₄ "	29 ¹ / ₆₄ "	3 ¹ / ₂ "	J32LV840	35GV01
32"	1366 x 768	768p	20 ¹ / ₈ "	31 ¹ / ₄ "	2 ⁵ / ₈ "	J32CE820	22P331
42"	1920 x 1080	1080p	25 ¹ / ₈ "	40"	1 ⁷ / ₈ "	J42CE821	22P332
55"	1920 x 1080	1080p	29 ³ / ₄ "	50 ³ / ₈ "	1 ⁷ / ₈ "	J55BE925	32RT40



No. 35GV01



No. 45W676



Deep Sleep Mattresses

Incredibly firm mattress with innerspring coils and edge support provides the ideal combination of softness and firmness, giving your guests a deep, restful sleep. Soft damask fabric cover with no flipping required makes this mattress easy to maintain. 16 CFR 1633 Compliant.

Description	W	L	H	Item No.
Twin	38"	75"	9"	45W672
Twin XL	38"	80"	9"	45W673
Full	53"	75"	9"	45W674
Full XL	53"	80"	9"	45W675
Queen	60"	80"	9"	45W676
Hotel King	72"	80"	9"	45W678
California King	72"	84"	9"	45W679
Eastern King	76"	80"	9"	45W677




No. 45W698



EnduroTECH™ Box Springs

Durable innerspring coil box springs provide the extra support you need while helping prevent sagging and bowing. Made from durable natural material and steel elements that can handle approximately 430 lb., making this an exceptionally strong and solid foundation. 16 CFR 1633 Compliant.

Description	W	L	H	Item No.
Twin	38"	75"	9"	45W696
Twin XL	38"	80"	9"	45W697
Full	53"	75"	9"	45W698
Full XL	53"	80"	9"	45W699
Queen	60"	80"	9"	45W701
Eastern King	76"	80"	9"	45W702
Hotel King	72"	80"	9"	45W703
California King	72"	84"	9"	45W704



Casco
MANUFACTURING SOLUTIONS



C-Matt™ Sealed Institutional Mattresses

Feature a fully-sealed, antimicrobial, and hypoallergenic cover and strong RF welds to keep out fluids and other contaminants. Cover is vented to help prevent moisture buildup. Navy/gray color. Nos. 33RV04 to 33RV15 and 33RU91 to 33RU96 are reversible. All models are RoHS Compliant. Mattresses with fire barrier protection meet CAL129/FED1633.

L	W	H	Maximum User Weight	Fire Barrier Protection	
				Yes Item No.	No Item No.
C-Matt Bariatric 500 Mattress					
84"	39"	7"	500 lb.	33RV19	33RV18
80"	39"	7"	500 lb.	33RV17	33RV16
84"	54"	7"	500 lb.	33RV31	33RV30
80"	48"	7"	500 lb.	33RV25	33RV24
80"	42"	7"	500 lb.	33RV21	33RV20
84"	42"	7"	500 lb.	33RV23	33RV22
84"	48"	7"	500 lb.	33RV27	33RV26
80"	54"	7"	500 lb.	33RV29	33RV28

L	W	H	Maximum User Weight	Fire Barrier Protection	
				Yes Item No.	No Item No.
C-Matt Bariatric 900 Mattress					
80"	48"	7"	900 lb.	33RV41	33RV40
84"	39"	7"	900 lb.	33RV35	33RV34
80"	42"	7"	900 lb.	33RV37	33RV36
84"	42"	7"	900 lb.	33RV39	33RV38
84"	48"	7"	900 lb.	33RV43	33RV42
80"	54"	7"	900 lb.	33RV45	33RV44
84"	54"	7"	900 lb.	33RV47	33RV46
80"	39"	7"	900 lb.	33RV33	33RV32
C-Matt Basic Mattress					
76"	35½"	6"	350 lb.	33RV11	33RV10
80"	35½"	6"	350 lb.	33RV13	33RV12
84"	35½"	6"	350 lb.	33RV15	33RV14
C-Matt Basic Plus Mattress					
84"	35½"	6"	350 lb.	33RV09	33RV08
76"	35½"	6"	350 lb.	33RV05	33RV04
80"	35½"	6"	350 lb.	33RV07	33RV06
C-Matt Comfort Mattress					
80"	35½"	6"	350 lb.	33RV01	33RU99
84"	35½"	6"	350 lb.	33RV03	33RV02
76"	35½"	6"	350 lb.	33RV08	33RU97
C-Matt Comfort Ultima Mattress					
84"	35½"	6"	350 lb.	33RU96	33RU95
76"	35½"	6"	350 lb.	33RU92	33RU91
80"	35½"	6"	350 lb.	33RU94	33RU93



Bed Frames

High-carbon ribbed steel frame has extra length to provide greater stability and more support for the box spring than conventional frames. Also helps to eliminate tipping when a guest sits at the foot of the bed. Level Design construction provides proper alignment of box spring, reducing stress and noise. Self-leveling, recessed legs with wedge-notch assembly. Models with Rug Saver rollers are simple to roll over thick pile carpet. Beds with adjustable glides can be lowered by 2½".



No. 6GHA3

Fits	W	L	H	Item No.
Bed Frames with Rug Saver Rollers				
Twin	38"	71"	7½"	6GHA3
Full	53"	71"	7½"	6GHA4
Queen	60"	76"	7½"	6GHA5
Standard King	76"	76"	7½"	6GHA6
California King	72"	76"	7½"	6GHA7

Fits	W	L	H	Item No.
Bed Frames with Steel Stem Glides				
Twin	38"	71"	7½"	6GHA8
Full	53"	71"	7½"	6GHA9
Queen	60"	76"	7½"	6GHC0
Standard King	76"	76"	7½"	6GHC1
California King	72"	76"	7½"	6GHC2

Fits	W	L	H	Item No.
Bed Frames with Adjustable Glides				
Twin	38"	71"	7" to 9"	6GHC3
Full	53"	71"	7" to 9"	6GHC4
Queen	60"	76"	7" to 9"	6GHC5
Standard King	76"	76"	7" to 9"	6GHC6
California King	72"	76"	7" to 9"	6GHC7



No. 31XT55



Bed Frames

• **Weight cap.: 1200 lb.**

Made from recycled railroad steel for added strength and endurance. Set up is quick and easy without any tools.

Craftlock® Series—Wedge-lock leg design makes the frame stronger as weight is applied. Recessed legs add extra foot clearance. The 1¼" high-carbon ribbed steel side rails easily support mattress and box spring.

Insta-Lock Series—Lockable frame design adjusts to securely hold box spring in place. No. 31XT47 has 5 legs; No. 31XT48 has 6 legs.

Size	W	L	H	Weight Cap.	Item No.
Craftlock® Frames					
Rug Rollers					
Twin	39"	71"	7¼"	1200 lb.	31XT55
Full	53"	71"	7¼"	1200 lb.	31XT56
Queen	60"	71"	7¼"	1200 lb.	31XT57
California King	72"	71"	7¼"	1200 lb.	31XT58
King	76"	71"	7¼"	1200 lb.	31XT59
Steel Stem Glides					
Twin	39"	71"	7¼"	1200 lb.	31XT49
Full	53"	71"	7¼"	1200 lb.	31XT50
Queen	60"	71"	7¼"	1200 lb.	31XT52
California King	72"	71"	7¼"	1200 lb.	31XT53
King	76"	71"	7¼"	1200 lb.	31XT54
Insta-Lock Frames w/Plastic Glides					
Twin/Full/Queen	39"	70"	7¼"	1200 lb.	31XT45
Full	53"	70"	7¼"	1200 lb.	31XT46
Queen	60"	70"	7¼"	1200 lb.	31XT47
Queen/King	60"	70"	7¼"	1200 lb.	31XT48



Double-Deck Bunk Bed with Optional Ladder



Bunk Bed Frames

Durable angle iron construction combines with heavy-duty wire suspension system for years of firm support. Recommended for military bases, summer camps, temporary housing, oil rigs, and dorms. Optional ladder and guard rail add flexibility in setting up the double-deck models.

W	L	H	Weight Cap.	Item No.
Single-Deck Beds				
30"	75"	12"	350 lb.	31XT29
36"	75"	12"	350 lb.	31XT31
39"	75"	12"	350 lb.	31XT33
Double-Deck Beds				
30"	75"	51½"	600 lb.	31XT30
36"	75"	51½"	600 lb.	31XT32
39"	75"	51½"	600 lb.	31XT34
Ladder for Any Size Bunk Bed				
—	60"	2"	—	31XT35
Guard Rail for Any Size Bunk Bed				
—	43"	3"	—	31XT36



Bed Bases

Feature 3 high-carbon angle cross supports with center leg and easy-to-adjust tabs to secure box spring and prevent slippage. Rigid system will not bend under stress. Flush-to-floor design prevents dust and debris from accumulating under bed.

Metal—Sturdy 18-ga. structural steel construction with rustproof finish.

Woodgrain—Constructed of quality MDF and bottom sealed with moisture guard to prevent warping caused by carpet shampoo or spillage.

Size	W	L	METAL	WOODGRAIN
			Item No.	Item No.
6"H Bed Bases				
Twin	38"	72"	6GGY8	6FJJ7
Full	53"	72"	6GGY9	6GGX4
Queen	60"	72"	6GGZ0	6GGX5
King	76"	72"	6GGZ1	6GGX6
California King	72"	72"	6GGZ2	6GGX7
7½"H Bed Bases				
Twin	38"	72"	6GGZ3	6GGX8
Full	53"	72"	6GGZ4	6GGX9
Queen	60"	72"	6GGZ5	6GGY0
King	76"	72"	6GGZ6	6GGY1
California King	72"	72"	6GGZ7	6GGY2
10"H Bed Bases				
Twin	38"	72"	6GGZ8	6GGY3
Full	53"	72"	6GGZ9	6GGY4
Queen	60"	72"	6GHA0	6GGY5
King	76"	72"	6GHA1	6GGY6
California King	72"	72"	6GHA2	6GGY7



ADA Adjustable Insta-Lock Bed Frame

For special-needs guest rooms, frame can be adjusted without tools to fit Twin to California King mattress and box spring. Adjustable threaded steel stem glides with nylon pads permit frame height of 7" to 11" from floor. Recessed legs allow for extra clearance. Vinyl molded end caps on side rails protect box spring and prevent injury. 2" wide head-to-foot center rail supports box spring.

Size	L	W	H	Item No.
Twin to King/California King	70"	38" to 76"	7" to 11"	6GHD4



No. 31XT37



Stand Up Roll-Away Beds

Tip it up and stand it on its head. Unique roll-away bed allows hotels to pre-make it and have it ready to roll into a guest's room. Lightweight tubular steel bed is light enough for one person to move and set up. Supra-Loop suspension system for extra support and comfort.

Description	W	L	H	Weight Cap.	Item No.
6" Waterproof Foam Mattress	39"	75"	25"	350 lb.	31XT38
6" Foam Mattress	39"	75"	25"	350 lb.	31XT37



No. 6GHC8



Roll-Away Beds

Beds feature a zinc-plated tubular steel frame with Supra-Loop suspension system. 4" ball bearing tires for easy mobility. Lightweight; include hospital-grade waterproof zippered cover.

Description	W	L	H	Item No.
	30"	72½"	21½"	6GHC8
6" Waterproof Mattress	39"	72½"	21½"	6GHC9
	48"	72½"	21½"	6GHD0



No. 35ME88



Inflatable Beds

Feature extra-durable, puncture-resistant construction and turbo-speed built-in pump that provides fast and easy inflation. Provide automatic shutoff when bed is fully inflated. Exclusive oversized rani[®] release valve deflates bed in seconds. Reinforced bed constructi[®] keeps air distributed evenly all night. Roll up and store conveniently in oversized carrying bag. Include machine washable mattress cover

Description	Weight Capacity	Includes	L	W	H	Item No.
Quickbed[®]						
Twin	300 lb.	Built-In 120V Pump, Zippered Carry Bag	74"	39"	9½"	35ME95
Twin	300 lb.	Wrap-N-Roll System	73"	38"	8"	35ME91
Full	300 lb.	Wrap-N-Roll System	73"	53"	8"	35ME90
Queen	600 lb.	Built-In 120V Pump, Zippered Carry Bag	78"	58"	9½"	35ME94
Queen	600 lb.	Wrap-N-Roll System	78"	58"	8"	35ME89
Supportrest[™]						
Queen	600 lb.	Built-In 120V Pump, Zippered Carry Bag	78"	60"	19"	35ME92
Queen	600 lb.	120V Pump	78"	60"	18"	35ME88
Queen	600 lb.	Built-In 120V Pump, Zippered Carry Bag	78"	60"	18"	35ME93



PakMat Inflatable Bed

Stores inside its own pump for convenience and portability. Made of eco-friendly and extremely lightweight TPU material. Needs no power source. Offers an extra-wide and extra-long sleep surface for any size person. Internal horizontal channel bed construction provides comfort and total body support. Weighs only 4 lb. 100% phthalate-free materials.

Description	Weight Cap.	L	W	H	Item No.
PakMat Air Mattress	350 lbs.	78"	26"	5"	6GWFO

Did You Know?

Bedding Encasements provide a barrier to help keep bed bugs from getting in or out of mattresses.



Find even more Bedding Encasements at grainger.com/hospitalitysupplies



C-Matt™ Stretcher Pads

• **Weight capacity: 350 lb.**

Pads feature a durable, antimicrobial cover that's hypo-allergenic, stain resistant, and easy to clean. The zipper-flap design helps protect the foam core and top seams are fully sealed to prevent fluid entry. The non-slip bottom comes with hook-and-loop positioners. Pads come with a high density, antimicrobial, medical-grade foam material. Foam/Memory Foam Core pads feature a viscoelastic memory-type foam. All pads are RoHS Compliant.

L	W	Thickness	2 Tapered Corners		4 Tapered Corners		No Tapers	
			Black Item No.	Navy/Black Item No.	Black Item No.	Navy/Black Item No.	Black Item No.	Navy/Black Item No.
Foam/Memory Foam Core								
76"	24"	4"	—	33RU14	—	33RU15	—	33RU13
76"	26"	4"	—	33RU23	—	33RU24	—	33RU22
76"	26"	5"	—	33RU29	—	33RU30	—	33RU28
76"	29"	4"	—	33RU38	—	33RU39	—	33RU37
76"	29"	5"	—	33RU44	—	33RU45	—	33RU43
76"	31"	4"	—	33RU53	—	33RU54	—	33RU52
Foam Core								
76"	24"	3"	33RU59	33RU08	33RU60	33RU09	33RU58	33RU07
76"	24"	4"	33RU62	33RU11	33RU63	33RU12	33RU61	33RU10
76"	26"	3"	33RU65	33RU17	33RU66	33RU18	33RU64	33RU16
76"	26"	4"	33RU68	33RU20	33RU69	33RU21	33RU67	33RU19
76"	26"	5"	33RU71	33RU26	33RU72	33RU27	33RU70	33RU25
76"	29"	3"	33RU74	33RU32	33RU75	33RU33	33RU73	33RU31
76"	29"	4"	33RU77	33RU35	33RU78	33RU36	33RU76	33RU34
76"	29"	5"	33RU80	33RU41	33RU81	33RU42	33RU79	33RU40
76"	31"	3"	33RU83	33RU47	33RU84	33RU48	33RU82	33RU46
76"	31"	4"	33RU86	33RU50	33RU87	33RU51	33RU85	33RU49
76"	31"	5"	33RU89	33RU56	33RU90	33RU57	33RU88	33RU55



No. 23TL94



No. 31NG18



Play Yard Cribs

Feature an easy-fold design that sets up in seconds. Mesh on all 4 sides allows 360° visibility. Comes with durable tote bag with handles. Constructed of nylon material. 24" x 36" sleeping surface.

SleepFresh™ Celebrity™—Offers safety, durability and convenience at an affordable price. ¾" high-density foam mattress included.

SleepFresh™ Elite™—Portable and economical play yard includes a full, 1"-thick Ultra Plush™ mattress for extra softness and comfort. Wheels for extra mobility.

Description	L	W	H	Color	Item No.
SleepFresh™ Celebrity™	40¼"	28½"	29½"	Blue	23TL93
SleepFresh™ Celebrity™	40¼"	28½"	29½"	Gray	23TL94
SleepFresh™ Elite™	40¼"	28½"	32¼"	Sahara Khaki	31NG18



No. 5NXG1



No. 5NXG3



No. 5NXG4



Steel Cribs

Designed specifically for commercial use. Constructed of heavy-duty steel with a 360° welding process to ensure durability. Nonporous and easy-to-clean, powder-coated finish resists corrosion and scratches. Also feature reinforced locking floorboards and oversized locking casters for easy transport. Arrive fully assembled and can fold flat in seconds. Meet CPSC and ASTM safety standards. Also meet CFR 1633 fire standards.

StowAway™ Folding Crib—Compact-size steel folding crib includes a 2" mattress with a vinyl cover and a 24" x 38" sleeping surface.

Pinnacle™ Folding Cribs—No. 5NXG3 is a compact-size steel folding crib with a full 4" innerspring mattress and a 24" x 38" sleeping surface. No. 5NXG4 is a full-size folding crib with a full-size sleeping surface of 28" x 52" (mattress not included).

Description	L	W	H	Color	Item No.
StowAway™ Compact Folding Crib with 2" Mattress	42"	25½"	39½"	White	5NXG1
Pinnacle™ Compact Folding Crib with 4" Innerspring Mattress	40"	28"	43"	White	5NXG3
Pinnacle™ Full Folding Crib, Mattress not included	55"	31"	43"	White	5NXG4

Crib Standards Set by the Consumer Product Safety Commission (CPSC)

All cribs manufactured and sold (including resale) must comply with new and improved federal safety standards. Full-size cribs must comply with 16 CFR 1219; non-full size cribs 16 CFR 1220. Cribs may not be retrofitted, reworked or have labels added. Play Yard Cribs do not comply with these standards.

1. Cribs in service before 2011 that do not have a certificate of compliance to the new CPSC standard are not tested to meet the standard.
2. Cribs that do not meet the new crib standard will need to be replaced immediately.

The following changes are part of this standard:

Provision	16 CFR 1219 & 1220
Dynamic impact testing of the mattress support system	Yes
Impact testing of side rails and slat strength/integrity testing	Yes
Mattress support system testing	Yes
Latching mechanism tests	Yes
Crib side configurations	Yes
Label requirements	Yes
Openings requirement for mattress support systems	Yes
Requirements for wood screws and other fasteners	Yes
Cyclic testing	Yes
Test requirement for accessories	Yes
Crib interior dimensions	Yes
Component spacing	Yes

Source: cpsc.gov/businfo/frnotices/fr11/cribfinal.pdf



HideAway™ Hardwood Folding Cribs

High-quality hardwood cribs feature a folding design that can be set up in moments, eliminates cumbersome latches, and minimizes misuse. Include 4" commercial nonmarking casters and permanently affixed instructions. Sides have nontoxic, plastic teething rails that are easy to sanitize.

Compact-size crib features "through-the-door" sizing allowing crib to fit through standard doors while fully assembled. Sleeping surface of 24" x 38" and comes with a 3" thick, high-density foam mattress. Full-size crib includes the same features as the compact-size model, only with a full-size sleeping surface of 28" x 52", and a full-size mattress.



No. 24T780



No. 5NXG7

Description	L	W	H	Color	Item No.
Compact Size, Fixed-Side	39"	26"	38¾"	Natural	5NXG6
Compact Size, Fixed-Side	39½"	26"	36¼"	Cherry	24T780
Full Size, Fixed-Side	53¾"	30"	38¾"	Natural	5NXG7



No. 6GHD2



Steel Folding Cribs

Simple, 3-part design consisting of frame, floor board, and mattress allows cribs to fold down to an extremely slender profile for space-saving storage. Powder-coated tubular steel cribs are scratch resistant and won't rust, chip, pit, discolor, or splinter. Require no nuts or bolts. Easy to clean and disinfect. 50-lb. capacity. Meet ASTM standards.

Description	L	W	H	Color	Item No.
Folding Crib with 3" Mattress	46"	24"	10"	White	6GHD2
Folding Crib with 5" Mattress	55"	31"	12"	White	6GHD3



First Responder™ Evacuation Crib

Features international "Evacuation Crib" icons. Easy-grip handles are integrated into the headboard and footboard to assist in stable transport. Crib includes First Responder™ evacuation frame and First Responder™ evacuation protocol wall sign. Signs train caregivers in the safe evacuation of infants. Constructed of hardwood and steel with photoluminescent signage.

Description	L	W	H	Color	Item No.
First Responder™ Evacuation Crib	39¼"	26.13	45"	Natural	5NXN9



Danbury™



Centurion™



Gold Crown® V
Tournament Edition



Metro™



Billiard Tables

All billiard tables include installation. Must purchase cloth, sold separately on page 35.

Danbury™—Traditionally-styled with a chestnut finish, leather fringe pockets, diamond-shaped rail sights, and Camphor burl inlays. Constructed using high-torque bolts and heavy-gauge steel fastening systems for enhanced durability.

Centurion™—Combine streamlined styling and rigorous engineering standards. Feature attractive and sturdy pedestal-style legs, leg stretcher, and foot levelers.

Gold Crown® V—Sophisticated styling with classic lines; includes corner castings, apron details, and redesigned ball storage area.


Metro™—Contemporary styling with brushed aluminum accents. Includes speed cushions, gully return, large-capacity pockets, and foot levelers for quick and easy leveling.

Tournament Edition—Features long rails and tight pockets and is engineered to strict World Pool-Billiard Association specifications. Includes table decals.

Description	Table Finish	Table Size	L	W	Item No.
Billiard Tables					
Danbury	Chestnut	8 ft.	98½"	54½"	38H462
Centurion	Mahogany	9 ft.	40"	24"	6FZR0
Centurion	Black	9 ft.	40"	24"	6FZR1
Gold Crown V	Mahogany w/Nickel Trim	9 ft.	46"	28"	6FZP6
Metro	Black	8 ft.	96"	48"	33TZ47
Metro	Black	9 ft.	108"	54"	33TZ48
Tournament Edition Billiard Table					
Gold Crown V	Mahogany w/Nickel Trim	9 ft.	46"	28"	6FZP7



Hustler



Sharp Shooter

Hathaway

GAMES & SPORTS

Billiard Tables

CARB certified MDF playing bed material is stronger and more durable than particle board or plastic. Tables include a set of billiard balls, 2 chalk pieces, table brush, and ball rack.

Hustler—High quality with ¾" CARB Certified MDF playing bed for greater accuracy and true ball roll. Covered with contemporary blue felt. Black matte cabinet features 4"-wide laminate top rails and sturdy pedestal-style legs with levelers. Integral ball return system for easy re-racking. Includes two 57" cues.

Sharp Shooter Tabletop—Big enough for a game of pool, but small enough to easily store. Rugged L-shaped legs with nonmarking pads to protect furniture and floors. 1½"-thick CARB Certified MDF playing surface with blue felt. Includes two 36" cues.

Description	Table Finish	Table Size	L	W	Item No.
Hustler Pool Table	Black	7 ft.	87"	48"	34CR04
Sharp Shooter Tabletop Pool Table	Black	3½ ft.	40"	21½"	34CR58



No. 6FZV4



Centennial Billiard Balls and Cues

The perfect compliment to any billiard table.

Billiard Balls Set—Ground and polished for true and accurate roll. 100% phenolic resin for uniform density. Radial tolerance: 0.001".

Billiard Cues—High-quality cues are great for any level of play. Feature a 13mm triangle brand tip and hard rock maple standard taper shaft. Polyurethane, UV cured finish.



No. 6FZV3

Description	L	Item No.
Billiard Balls Set	4"	6FZV3
Cue Stick, 18 oz.	57"	6FZV4
Cue Stick, 19 oz.	57"	6FZV5
Cue Stick, 20 oz.	57"	6FZV6
Cue Stick, 21 oz.	57"	6FZV7



No. 6FZV9



Billiard Equipment Sets

Both sets include 2-pc. short cue, 2-pc. bridge stick brass bridge head, Big Break® rack, table brush, 12 pcs. of chalk, and official BCA rule book.

Heritage®—Package also comes with Heritage® pocket balls and 4 Heritage® cues.

Centennial™—Package also includes a "Getting Started" instructional DVD, Centennial® pocket balls, 4 Centennial® cues, and 9-ball rack.

Description	Item No.
Heritage® Billiard Equipment Set	6FZV9
Centennial™ Billiard Equipment Set	6FZV8



No. 6FZV1



Billiard Table Covers

Man-made leather with a 34" wide embossed Brunswick logo.


Size	Color	Item No.
8 ft.	Black	6FZV1
9 ft.	Black	6FZV2



Cue Rack

Sturdy and stylish cue rack makes the perfect addition to any billiard table for the ideal gaming room. Wall-mounted rack has wood construction. Holds up to 12 cues, comes fully assembled, and features the Brunswick mounting bracket system for fast, easy installation.

Description	Finish	L	W	H	Item No.
Gold Crown V Cue Wall Rack	Mahogany	6"	11	56	6FZR2



No. 6FZW1



Billiards Chalk

Blue chalk is deep in color but lightly pigmented. Made of velvet-grade silica for maximum adherence and friction qualities.

Description	Item No.
Billiard Chalk, Box of 12	6FZW1
Billiard Chalk, Box of 144	6FZW0



Billiard Table Cloths

Worsted wool imbedded with DuPont™ Teflon® fabric protector does not pill or shed to maintain a clean, sleek playing surface. Fabric is 24 oz. of fabric per sq. yd. and 144 strands per inch.

►CHOOSE: Color	Size	Item No.
Brunswick Green, Cardinal Red, Timberline, Regatta Blue, Ebony, Chocolate Brown, Midnight Blue, Sahara, Merlot, McIntosh, Olive, Gun Metal Gray	8 ft.	D9488
	9 ft.	D9489



No. 38H464



Folding Table Tennis Table

Lighweight, portable indoor table has an exceptionally sturdy and stable undercarriage. Features a 25mm-thick black finish strong enough to endure every smash, loop, and flip a player makes. Easy to fold up, move and store. Ideal for any age and level of play. Includes clip-on net. Folded dimensions: 60"L x 18½"W x 62"H.

Description	L	W	H	Item No.
Table Tennis Table	107 ²⁹ / ₃₂ "	60"	29 ²⁹ / ₃₂ "	38H464
Paddle & Ball Set	—	—	—	33TZ46



(Light Set and Electronic Scorer, Not Included)



Shuffleboard Table

Contemporary shuffleboard table with sleek matte black finish and silver metallic textured laminate corners. 12-ft. playfield with a 15"W and 1.5"-thick yellow poplar play surface. Features 6 adjusters and 3 panel legs. Includes shuffleboard wax, brush, 4 red pucks, 4 black pucks, stainless abacus scorer and 4 open shelves under cabinet at center of table. Light set and electronic scorer, not included.

L	W	H	Item No.
146"	25"	32¼"	38H453



Table Tennis Conversion Top

Table tennis conversion top has a thickness of 18mm and features heavy-duty foam padding on the underside to help prevent damage to the billiard table. Includes set of 2 premium paddles, 6 balls, clip-on net, and post set. Manufactured to meet California's formaldehyde emissions regulations.

Color	Size	Item No.
Black	107¼" x 60"	6FZW2



No. 34CP92
• Three game tables in one



3-in-1 Game Table and Chairs

Standard dining room table quickly converts to a poker table or bumper pool table for hours of fun. Easy to assemble and maintain.

Table—Durable hardwood with beautiful inlaid top. Poker table has leather-like playing surface with removable rubber cup holder inserts to protect wood finish. Bumper pool table has premium green billiard cloth, rubber bumpers, and includes a full set of bumper pool balls, 2 pool cues, chalk, and table brush.

Arm Chairs—19"W chairs featuring synthetic black leather, padded bottom and back, 5-star base, and gas tilt and swivel mechanism.



No. 34CP86

Finish	Item No.
Poker Tables, 48"-dia. x 33½"H	
Dark Oak	34CP92
Walnut	34CP93
Armchairs, 21"H Seat, 35"H Back	
Dark Oak	34CP85
Walnut	34CP86



Contender® Kicker Foosball Table

Sturdy, wood cabinet with a matte black finish. Features 3-man goalie, dual-side ball return, and externally-attached cup holders. Adjustable leg levelers for easy installation and leveling on uneven floors.

L	W	H	Item No.
56"	30"	35"	6FZW4



Electronic Basketball Game

Made with a rugged steel frame and solid wood (CARB certified MDF) background to outlast the competition. Dual-display infrared electronic scoring and time clock. Heavy-duty 12"-dia. steel welded rims. Durable rip stop nylon canvas ramp with double-stitched side netting. Includes six 7" basketballs, ball pump, and 2 basketball nets. Easy to assemble.



H	W	L	Item No.
81"	41"	81"	34CR26



V-Force Air Hockey Table

Features electronic scoring, exceptionally fast play, and slick, scuff-proof surface. Aluminum/wood construction. Aluminum rails with powder-coated metal corners. Includes 2 mallets and 4 pucks.

Table Size	L	W	Item No.
7 ft.	83"	42"	6FZW3



No. 34CR32



Foosball Table

Fun and excitement for everyone. Three goalie configuration, grass-like playing field, manual slide scoring systems, 13 players per team, and 2 foosballs. CARB certified MDF material covered with colorful graphics. Chrome-plated steel rods with sure-grip handles and molded players. Built-in ball return on goal boxes. Reinforced L-shaped legs with levelers and full-end panel supports. Unit is easy to assemble.

Description	L	W	H	Item No.
Playoff Full-Size Table	48½"	24"	32"	34CR32
Soccer Ball Style Foosballs, Pkg. of 3	—	—	—	34CT11



No. 34CR27

No. 34CR16



Air Hockey Tables

Enjoy arcade game playing in recreation rooms, break rooms, or at home. Full size tables with dual goal boxes and built-in automatic puck return system. Each table includes 2 strikers and 2 pucks. Easy to assemble. Quality constructed with CARB-certified MDF. 110V UL Approved electric blower. Levelers for stable game play. No. 34CR27 includes electronic scoring system and reinforced L-shaped legs. No. 34CR16 features LED electronic timer and scoring system, multiple game options, and On/Off switch. Requires 4 AA batteries (not included). Pedestal leg design.

Description	Item No.
60"L x 29½"W x 31"H Table	34CR27
72"L x 36"W x 31"H Table	34CR16
(2) 3" Strikers and (2) 2½" Pucks	34CT12
(2) 3¾" Strikers and (2) 2⅞" Pucks	34CT10

No. 12R310



No. 12R288



No. 12R316



No. 12R319

Basketball Backstops and Backboards

Description	Backboard Dimensions			Backboard Material	Rim Style	Item No.
	H	W	Thickness			
Outdoor In-Ground						
Gooseneck Pole System	39"	54"	—	Steel	Fixed	12R310 *
Residential In-Ground						
Arena View® Backstop	42"	72"	1/2"	Tempered Glass	180° Breakaway	12R316
Arena View® Backstop	42"	72"	1/2"	Acrylic	180° Breakaway	12R317
888 Series Backstop	38"	60"	3/8"	Tempered Glass	Flex Breakaway	12R318
Residential Portable Systems						
Backstop	38"	60"	1/4"	Tempered Glass	Pro Image	12R319
Backstop	32"	54"	1/4"	Acrylic	Arena Slam	12R320
Basketball Backboards						
Superglass™ Collegiate Basketball Backboard	42"	72"	2 1/4"	Tempered Glass	—	12R288
Fiberglass Basketball Backboard	42"	72"	1 3/4"	Fiberglass	—	12R309

* Includes gooseneck pole, steel fan backboard, and Roughneck Gorilla goal.



No. 12R285



No. 12R286



Basketball Goals

- For use with 42" and 48" backboards
- Net and mounting hardware included

Description	Meets	Item No.
Slammer Competitor Positive Lock Breakaway Basketball Goal	NCAA & NFHS Specifications	12R285
Roughneck Gorilla Fixed Basketball Goal	NFHS Specifications	12R286



Backboard Padding

- Includes 8 mounting bolts for 72" glass backboards
- Sold in 2 sets of left and right hand pieces
- Meets NCAA Specification

CHOOSE: Color	Item No.
Maroon, Red, Orange, Gold, Gray, Kelly Green, Forest Green, Light Blue, Royal Blue, Navy, Purple, Black	H1092

No. 12R305



No. 12R304



Gymnasium Components

- For moving and folding basketball backstops

Description	Includes	Pulling Cap. Single Line	Motor HP	Item No.
Electric Winch	Key Switch, Female Receptacle, Cover Plate	1000 lb.	4	12R305
LynRus Aut-O-Loc Safety Belt	35 ft. of 2" Wide Belt, Universal Mounting Bracket	—	—	12R304

No. 12R345



Basketball Accessories

Description	Item No.
Plastic Whistle with Lanyard	12R344
Metal Whistle with Lanyard	12R345
12" Dual Action Pump	12R340
12" Pump With Gauge	12R339
12" Pump	12R341
8" Pump	12R342
Inflating Needle	12R343
Basketball Goal Net, Braided Nylon	12R287

No. 12R339



No. 12R287



No. 12R335



Athletic Balls

Description	Material	Item No.
Indoor Basketball, Size 6	Composite Leather	12R336
Indoor Basketball, Size 7	Composite Leather	12R335
Indoor/Outdoor Soccer Ball, Size 5	TPU Composite	12R338



No. 12R338



No. 12R328



Protective Wall Padding and Floor Mats

• Wall Padding meets ASTM standards

Description	Color	Panel H	W	L	Thickness	Item No.
Polyurethane Foam Wall Padding						
18 oz. Vinyl Cover Material	Red	6 ft.	2 ft.	—	2 7/16"	12R306
	Blue	6 ft.	2 ft.	—	2 7/16"	12R307
	Black	6 ft.	2 ft.	—	2 7/16"	12R308
Polyethylene Foam Folding Exercise Mats						
Hook & Loop Connection	Royal Blue	—	5 ft.	10 ft.	1 1/2"	12R328
	Royal Blue	—	5 ft.	10 ft.	1 1/2"	12R329
	Royal Blue	—	6 ft.	12 ft.	1 1/2"	12R330
	Royal Blue	—	6 ft.	12 ft.	1 1/2"	12R331



No. 12R306



Gymnastics Equipment

Description	Material	Item No.
24' Climbing Rope With Leather Boot and Steel Top Clamp	1 1/2" Twisted Manilla Rope	12R332
24' Climbing Rope With Turks Head Knot and Steel Top Clamp	1 1/2" Twisted Manilla Rope	12R333



No. 12R333

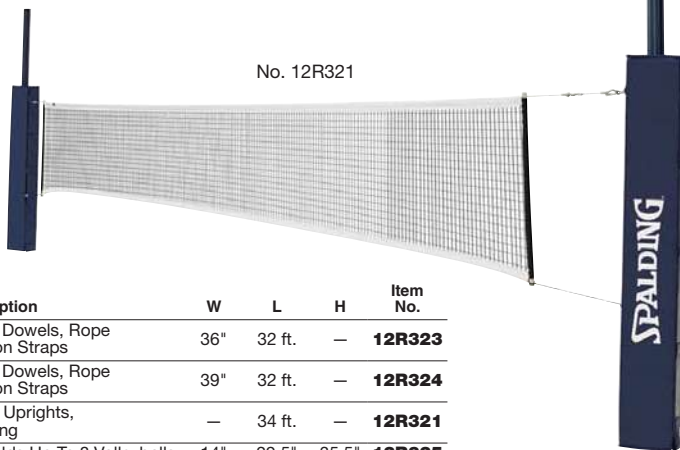


No. 12R332



Volleyball Equipment

Description	W	L	H	Item No.
Volleyball Net with Steel Dowels, Rope Ratchets And Net Tension Straps	36"	32 ft.	—	12R323
Volleyball Net with Steel Dowels, Rope Ratchets And Net Tension Straps	39"	32 ft.	—	12R324
Volleyball System with 2 Uprights, Net, Antenna And Padding	—	34 ft.	—	12R321
Volleyball Ball Caddy, holds Up To 8 Volleyballs	14"	29.5"	35.5"	12R325
Volleyball Ball Cart, holds Approx. 20 Volleyballs	25"	25"	35.5"	12R326
Floor Cover Plate Assembly, 7" Diameter	—	—	—	12R322



No. 12R321



No. 12R326



No. 30PK76



Multi-Gyms and Machines

Nos. 30PK75 and 30PK76—Design allows 2 to 4 people to use these innovative multigyms at a time. Perform high lat pull with padded seat and thigh pads. Durable 2" x 2" and 2" x 3" 11-ga. steel construction with powder-coated finish. Bacteria free, 40-oz. seamless upholstery. Bright red pull knobs and handles with custom rubber grips. Instructional color placards. No. 30PK75 features leg extension, chest press, and lat pulldown. No. 30PK76 allows you to use as a leg press with nonslip foot pad, incline/chest press, combo leg curl/leg extension, and lat pulldown.

No. 6PXP6—Model is counterbalanced with adjustable bar stops 10" to 81" and a 7° angle. Guide rods are 1" ANSI 1045 solid steel case. Stainless steel bar catch with 8 starting release points and mounting.

No. 6PXP7—The commercial, 40-oz. upholstery is heavy-duty and bacteria-resistant with full 3" high-density foam padding. 3/4" plywood base. Pillow block bearings are installed on all pivot points.

No. 6PXP8—Features a 3" x 3" steel frame with no removable parts, no weights, and no upholstery. Model require no maintenance and has 7 support anchors to secure the unit. Allows up to 7 users to exercise at once and perform over 20 exercises.

No. 6PXT4—Heavy-duty, commercial, bacteria-resistant, 40-oz. upholstery with full 3" high-density foam padding. 3/4" plywood base. Rubber bumpers.

Description	Mfr. Model	Item No.
Stack Multi Gym	P-130A-3	30PK75
Total Body Gym	P-235AA	30PK76
Smith Machine	PLR-950	6PXP6
Dual Adjustable Pulley	CM-335	6PXP7
Correctional Facility Trainer	FW-1000	6PXP8
Stretching Machine	FW-125	6PXT4



No. 6PXT1
(Weights Sold Separately)



No. 6PXT2



Weightlifting Equipment

Add to the weight training section of your fitness center or gym with these weight plates and dumbbell sets. Weight plates are sold individually. 7-ft., 3-tier dumbbell rack holds up to 19 pairs of dumbbells. 2" x 2" heavy-wall steel construction with durable powder-coated finish. Small footprint requires minimal space.

Description	Mfr. Model	Item No.
Weight Plates		
2.5 lbs.	EZR2.5	6PXR4
5 lbs.	EZR5	6PXR3
10 lbs.	EZR10	6PXR2
25 lbs.	EZR25	6PXR1
35 lbs.	EZR35	6PXR0
45 lbs.	EZR45	6PXP9
Dumbbell Sets		
(2) 5 lb., (2) 10 lb., (2) 15 lb., (2) 20 lb., (2) 25 lb.	HEXR6	6PXR5
(2) 5 lb., (2) 10 lb., (2) 15 lb., (2) 20 lb., (2) 25 lb., (2) 30 lb.	HEXR7	6PXR6
(2) 5 lb., (2) 10 lb., (2) 15 lb., (2) 20 lb., (2) 25 lb., (2) 30 lb., (2) 35 lb., (2) 40 lb., (2) 45 lb., (2) 50 lb.	HEXR1	6PXR7
(2) 5 lb., (2) 10 lb., (2) 15 lb., (2) 20 lb., (2) 25 lb., (2) 30 lb., (2) 35 lb., (2) 40 lb., (2) 45 lb., (2) 50 lb., (2) 55 lb., (2) 60 lb., (2) 65 lb., (2) 70 lb., (2) 75 lb., (2) 80 lb., (2) 85 lb., (2) 90 lb., (2) 95 lb., (2) 100 lb.	HEXRSET	6PXR8
Dumbbell Racks		
3-Tier 84 L x 25 W x 43 H"	FW-58	6PXT1
Tier Dumbbell Rack 59" L x 39 3/8" W x 42 3/8" H	FW-233	30PK93
Tier Hex Dumbbell Rack 59" L x 28 3/8" W x 30" H	FW-234	30PK94
Benches		
Multi Purpose Workout Bench 48" L x 26" W x 42" H	FW-150	6PXT2
Sit Up Bench 48" L x 18" W x 21" H	FW-32	6PXT3



Weightlifting Accessories

Select the items you need to complete your assortment of fitness equipment.

Description	Brand	Mfr. Model	Item No.
Body Bar Set - Set Includes 8 Body Bars (4, 6, 9, 12, 15, 18, 22, 27 Lbs.) Plus Rack	ProMaxima	BB-SET	6PXU0
Medicine Rack Ball Set - Set Includes 4, 6, 8, 10, 12 lbs. Balls	ProMaxima	MBSET	6PXT6
Physician Scale	ProMaxima	AC-SCALE	6PXU1
Exercise Posters - Set of 3	ProMaxima	CV-CHART	6PXT7
Agility Balls Set - Set Includes 55 cm, 65 cm, and 75 cm Balls	ProMaxima	Agility	6PXT8
Equipment Mat - 4' W x 6' L x 1/2" D	ProMaxima	Equipment Mat	38X960
Foldable Aerobic Mat - 2' W x 6' L x 1" D	ProMaxima	MT-9262	6PXT5
Physician's Scale	GA	12R995	12R995



Fitness Machines

2 to 4 people can use these unique multigyms at a time. Perform high lat pull with padded seat and thigh pads. Durable 2" x 2" and 2" x 3" 11-ga. steel construction with powdercoat finish. Bacteria free, 40-oz. seamless upholstery. Bright red pull knobs and handles with custom rubber grips. Instructional color placards.

2 Stack—Features leg extension, chest press, and lat pulldown.

4 Stack—Use as leg press with nonslip foot pad, incline/chest press, combo leg curl/leg extension, and lat pulldown.



No. 30PK75



No. 30PK76

Description	Mfr. Model	Item No.
2-Stack Multi-Gym	P-130A-3	30PK75
4-Stack Multi-Gym	P-235AA	30PK76



Upper Body Equipment

• Powder-coated steel

Description	Mfr. Model	Item No.
Abdominal and Back Extension	P-6550	30PK77
Abdominal Crunch	P-6100	30PK81
Low Back Extension	P-6000	30PK82
Combo Chest, Incline and Shoulder Press	P-1250	30PK83
Full Commercial Rower	CV-F22X	30PK86
Neck Machine	P-141AS	30PK88
Dip Station	FW-1001	30PK90
Pull Up Station	FW-1002	30PK91
Sit Up Station	FW-1003	30PK92



No. 30PK81



No. 30PK83



No. 30PK78



No. 30PK84



Lower Body and Cardio Equipment

Description	Mfr. Model	Item No.
Leg Extension with Range	P-5100	30PK80
Seated Leg Press	P-5000	30PK78
Multi Hip with Adjustable User	P-143	30PK89
Horizontal Leg Press	P-140AS	30PK87
Treadmill w/26 Programs, Digital LED Display, iPod Capabilities	CV-S23T	30PK84
Treadmill w/Integrated TV	CV-S23TX	30PK85



No. 30PK94
• Dumbbells sold separately



Dumbbell Racks

Add to the weight training section of your fitness center or gym with these dumbbell racks. 2" x 2" heavy-wall steel construction with durable powder-coat finish. Small footprint requires minimal space.

Item	H	W	L	Mfr. Model	Item No.
Tier Hex Dumbbell Rack	30"	28 ⁵ / ₃₂ "	59"	FW-234	30PK94
Tier Dumbbell Rack	42 ³ / ₈ "	39 ³ / ₃₂ "	59"	FW-233	30PK93



No. 46N416



No. 46N417



No. 46N420

Life Fitness

Upper Body Equipment

Durable and stylish design with simple graphic placards to identify adjustment points and correct set-up, reducing user intimidation. Easy to adjust with weight stacks located close to the exerciser.

NOTE: Installation costs for all machines included in price.

Description	L	H	W	Item No.
Chest Press Machine	38"	57"	50"	46N416
Seated Row Machine	65"	57"	39"	46N417
Biceps Curl Machine	42"	57"	36"	46N420



No. 46N427



No. 46N426

Life Fitness

Lower Body Equipment

Comfortable and easy-to-adjust backs and seats to accommodate individual preferences.

NOTE: Installation costs for all machines included in price.

Description	L	H	W	Item No.
Leg Extension/Curl Machine	64"	57"	40"	46N427
Hip Abductor/Adductor Machine	66"	57"	66"	46N426



No. 46N432



No. 46N433

No. 46N434
(Weights not included)

Life Fitness

Weightlifting Accessories

Adjustable Weight Bench—Adjusts to 6 positions including flat, incline, and vertical positions. Handle and wheels are integrated into design for easy mobility.

Vertical Dumbbell Rack—Holds 6 pairs of 5- to 30-lb. dumbbells.

3-Tier Dumbbell Rack—Holds 1 set of 5- to 50-lb. saddle or hexagon dumbbell pairs.

NOTE: Installation costs for all machines included in price.

Description	Dimensions	Item No.
Workout Bench	55" x 25" x 45"	46N432
Vertical Dumbbell Rack	20" x 20" x 45"	46N433
3-Tier Dumbbell Rack	54" x 29" x 38"	46N434

TriActive Fitness Equipment

OUTDOOR-RATED

Nonelectrical, outdoor-rated equipment has no moving weights; all movement is based on a fraction of your own body weight. Durable 11-ga. steel construction with a zinc powder-coated finish for enhanced quality and rust protection. Ideal for outdoor locations including cruise ships, parks and recreation areas, military sites, and correctional facilities.

SAFETY FEATURES

Designed for easy and safe functionality to accommodate users of all fitness levels. Instructional decals are provided for each piece of equipment to help avert injury and increase safe usage. Equipment also features nonslip foot holds and covered assembly hardware to prevent entanglement of loose clothes and long hair.



Air Strider

Simulates cross-country skiing and provides a smooth, no-impact cardio workout that exercises your upper and lower body.

L	H	W	Item No.
54"	56"	19"	41G516



Air Walker Plus

Provides a fun, no-impact exercise technique that uses a free-motion swinging movement to increase flexibility and stamina. Safety stoppers help prevent injury.

L	H	W	Item No.
35½"	48"	36½"	41G517



Rowing Machine

Offers a great cardio workout and strengthens the back, shoulders, and biceps.

L	H	W	Item No.
52"	28"	36"	41G526



Horizontal Bar

Classic fitness piece can be used for a variety of exercises including pull-ups, chin-ups, and leg-raises.


L	H	W	Item No.
50"	88"	48"	41G521



Leg Press

Features 2 sides that work independently for different user heights and resistance.


L	H	W	Item No.
86"	60"	26"	41G522



Parallel Bars

Popular, traditional equipment piece can be used for a number of exercises including dips, lunges, and stretches.


L	H	W	Item No.
101"	42"	34"	41G523



Combo Press and Pull

Combines a seated chest press and seated lat pull that provides a great functional range of motion. 2 people can use this machine simultaneously.

L	H	W	Item No.
78"	71"	36"	41G520



Pull-Up and Dip Station

Multipurpose unit can be used for pull-ups, push-ups, dips, leg lifts, and stretches. Helps improve strength and flexibility.

L	H	W	Item No.
44"	92"	40"	41G524





**Easy-Mover™
Bellman's Carts**

- Load cap.: 1200 lb.
- Deck: 23"W x 43"L
- 73" tall

Designed for easy elevator access, these carts are aesthetically pleasing in any lobby. Steel reinforced undercarriage has a 1" solid plywood base. The stainless steel hanging bar has pegs for items with straps. Wraparound bumper. Stainproof olefin carpeting on deck is great for indoor or outdoor use.

Chrome Finish

Finish	►CHOOSE: Bumper Color	►CHOOSE: Carpet Color	Item No.
5" Gray Polyurethane Tires			
Chrome	Black, Gray	Gray, Red, Brown, Green, Blue, Black	G6175
Stainless Steel			G6176
8" Gray Polyurethane Tires			
Chrome	Black, Gray	Gray, Red, Brown, Green, Blue, Black	G6190
Stainless Steel			G6191



**Economy
Bellman's Carts**

Carts conveniently transport luggage indoors and out. Stainless steel hanging bar. 6"-dia. casters for easy maneuverability. Reinforced steel undercarriage with 1" solid plywood base and stainproof olefin carpeted deck. Wraparound bumper.

Load Cap. (lb.)	Deck Width (in.)	Deck Length (in.)	H	Finish	►CHOOSE: Carpet Color	Item No.
800	23	43	72½"	Powder	Red, Gray	G6172



Hospitality Source, LLC

Bellman's Cart Guardian

For enhanced security, once the unit is installed, the cart will not fit through a standard hotel room door. Allows guests to easily pile on a few more bags or move awkward items. Fits bellman's carts with tube widths between 1" and 1.5". Easy to install.

Frame	Finish	W	D	H	Item No.	Pkg. Qty.
Stainless Steel	Polished	40	7"	9"	33NW74	2



Heavy-Duty 2600 Series, Stainless Steel Finish



Heavy-Duty 2500 Series, Brasstone Finish



Heavy-Duty Bellman's Carts

Super-sturdy construction gives these carts the extra strength needed for transporting large amounts of luggage. Steel frame with stainless steel uprights in choice of stainless or brasstone finish. 8" pneumatic tires provide smoother, easier movement over uneven surfaces. Wraparound bumper protects walls and doorways. Select 2600 Series with modern design, 2500 Series with a traditional look or Super Heavy-Duty 3500 trident style.

Load Cap. (lb.)	Deck Width (in.)	Deck Length (in.)	H	Finish	Carpet Color	Item No.
Heavy-Duty 2600 Series						
1200	24	44	72"	Stainless Steel	Gray	5RZV7
1200	24	44	72"	Brasstone	Red	5RZV8
Heavy-Duty 2500 Series						
1200	24	44	72"	Stainless Steel	Gray	5RZV9
1200	24	44	72"	Brasstone	Red	5RZV0
Super Heavy-Duty 3500 Series						
1200	25	45	77"	Stainless Steel	Gray	10K380
1200	25	45	77"	Brasstone	Red	10K379



No. 14F324



No. 14F323

**TAYLOR
Luggage Scales**

Durable and accurate with an easy-to-read digital readout and internal stop mechanisms to avoid damage. No. 14F324 features an English-speaking voice that announces the weight of a bag. 2-handed design for easy handling. Handles fold up for transport. Includes 2 lithium batteries. No. 14F323 includes 1 lithium battery.

Description	Capacity	L	H	W	Overall	Item No.
Talking Luggage Scale	88 lb.	1½"	8"	15"		14F324
Luggage Scale	88 lb.	1¼"	9"	5¾"		14F323



cleaning & janitorial

Cleaning Supplies	46-54
Floor Care	55-68
Carts	69-74
Laundry	75-78

FEATURED PRODUCTS

Backpack Vacuum Cleaner,
Industrial Series, 120V, 744W,
60 Hz, 6.2A, 124 cfm Air
Flow, 10-qt. Tank, HEPA Filter,
64dB Sound Level

ITEM # 5TZH4
Available on

Grainger.com[®]



1-qt. Fresh Fragrance
Bathroom Cleaner

ITEM # 2LEF8

Available on

Grainger.com[®]



High-Security
Janitor Cart,
53-1/2"H x 22"W x
48-1/4"L

ITEM # 1PBJ9

PAGE
69



35"L Lobby Broom with
Polypropylene Bristles

ITEM # 5W638

Available on

Grainger.com[®]





No. 3U594



No. 1CH72



No. 5MN56



No. 3U592



Trigger Sprayers and Spray Bottles

Adjust nozzle from fine mist to jet stream. Round spray bottles feature molded-in oz./mL and dilution scales.

Description	For Use With	Item No.
Trigger Sprayers		
General Use	24 or 32 oz. Bottle	3U594
Chemical-Resistant	24 oz. Bottle	1CH73
Chemical-Resistant	32 oz. Bottle	1CH72
Spray Bottles		
16-oz. Bottle with Atomizer Trigger Cap	—	5MN56
24-oz. Bottle with Screen Printing	7¼" Stem Trigger Spray	3U592
32-oz. Bottle with Screen Printing	9¼" Stem Trigger Spray	3U593



No. 10C407



No. 10C409



J-Fill® QuattroSelect® Lockable Dilution Control Systems

- Safe-Gap design prevents chemical backflow
- Meet ASSE 1055-B standards

Chemical mixing systems accurately dispense chemicals to reduce waste. Increase safety by eliminating employee-chemical contact. 4-button unit dispenses 4 products (3 bottle fills, 1 bucket fill). One-button units fill spray bottles at 1 gal./min. and buckets at 4 gal./min. Cabinet resists chemicals, stains, and scratches.

Description	Item No.
J-Fill® QuattroSelect® Dispensing Units	
4-Button Dispensing System (18½"L x 24¼"H x 7½"D)	10C407
2-Button Dispensing System (10"L x 19½"H x 6½"D)	13E901
Single Station Dispensing Unit, Bottle Fill, (10"L x 19½"H x 6½"D)	10C408
Single Station Dispensing Unit, Bucket Fill, (10"L x 19½"H x 6½"D)	10C409

Description	RTU Yield per Container	Size	Item No.
J-Fill® QuattroSelect® Portion Control Chemicals			
Crew® Bathroom Disinfectant Cleaner	170 gal.	2.5L	11Y674
Crew® Bathroom Cleaner and Scale Remover	13 gal.	2.5L	11Y681
Crew® Bowl and Bathroom Disinfectant Cleaner	170 gal.	2.5L	10C415
Glance® Glass and Multipurpose Cleaner	54 gal.	2.5L	10C410
Virex® II 256	339 gal.	2.5L	10C417
Oxivir® Five 16 Concentrate	11.23 gal.	2.5L	11Y610
Stride® Neutral	169.75 gal.	84.5 oz.	11Y664
Carpet Extraction Cleaner	170 gal.	2.5 L	11Y648
Carpet Prespray Cleaner	26 gal.	84.5 oz	11Y649



TennantTrue™ Cleaners

- **Plastic packaging is recyclable**
- **Contains biodegradable surfactants**
- **Green Seal certified**

Designed for use in walk-behind and rider automatic scrubbers. Won't harm critical machine components. Do not contain substances listed as reproductive or developmental toxins (CA), endocrine disruptors (EU), asthmagens (AOEC), or carcinogens (IARC Groups 1, 2A, 2B).

Neutral pH Daily Cleaner—Great for light-duty cleaning on all floor types. Low foam and low residue with 7-8 pH.

General Purpose Cleaner—Great for medium-duty cleaning on most floor types. Low foam and low residue with 10-11 pH.



No. 6ENZ8

Description	Size	Item No.	Pkg. Qty.
Neutral pH Daily Cleaner, Clear	2.5 gal.	6ENZ7	2
General Purpose Cleaner, Purple Color	2.5 gal.	6ENZ8	2



Degreasers

Low-foam formula is designed for use in walk-behind and auto scrubbers, but is gentle enough that it won't harm machine components. NSF Certified.

No. 6EPA0—Works great for mark removal, in heavy manufacturing and industrial environments, and in areas with metal shavings. 8 to 9 pH.

No. 6ENZ9—Highly effective in heavy manufacturing and facilities with petroleum and grease. 12.5 to 13.5 pH.



No. 6ENZ9

Description	Item No.	Pkg. Qty.
High Alkaline Degreaser, Red Color	6EPA0	2
Neutral Solvent Degreaser, Yellow Color	6ENZ9	2



Stain and Odor Remover

- **EPA DfE recognized**

Eliminates organic stains and odors. Formulated with 100% sustainable, rapidly renewable ingredients. Formulated without ammonia and other caustic ingredients. Free of dyes and synthetic perfumes. Greywater and septic safe. Neutral pH.



No. 4TKA3



No. 4TKA2

Description	Size	Item No.
Trigger Spray	32 oz.	4TKA3
Liquid	1 gal.	4TKA2



PreSolve® Orange Degreaser

Removes adhesives, oils, grease, wax, tar, and dirt. Nonconductive, contains no chlorinated solvents. Can be used on metal and most plastics. Flash point above 100°F. NSF C1 Registered.

Description	Size	Mfr. Model	Item No.
LPS® PreSolve® Orange Degreaser	20 oz.	01420	2C654



Multisurface Cleaner

Dissolves tough calcium and lime deposits and removes surface rust stains without rubbing or scrubbing. Phosphate-free formula is septic safe. EPA Design for the Environment recognized. USDA Certified biobased product 80%.



No. 4LEY3

Size	Item No.
28 oz.	4LEY3
1 gal.	4LEY4



Chlor-Free® Degreaser

Nonchlorinated solvent. Use where rapid turnaround is necessary and low flash point solvents can be used. NSF K2 Registered.

Description	Size	Mfr. Model	Item No.
Nonaerosol	16 oz.	03189	1XFC2



Griddle Cleaner

Removes burnt-on food soil and carbonized grease from your flat and commercial griddles with heat-activated Scotch-Brite™ Quick Clean Griddle Liquid. Safe for food contact surfaces. Works best between 300° and 350°F.



Size	Item No.
1 qt.	1EKB8



Extreme Simple Green® Cleaner

- **All components are low-toxicity, biodegradable, and contain no solvents**

Precision cleaning product cuts through tough, built-up grease, oil, dirt, insect residue, and soils. Safe to use on structural metals, plastics, paints, and coatings.

Size	Item No.
5 gal.	6CMU6
55 gal.	6CMU7
275 gal.	6CMU8



No. 6CMU6

Windex® Glass Cleaner

Phosphate- and residue-free formulas clean and shine glass and other hard surfaces.

No. 3JW49



No. 3U560

Description	Size	Item No.	Pkg. Qty.
Trigger Sprayer	32 oz.	3JW49	12
Liquid	1 gal.	3U560	1



Germicidal Bleach

Concentrated formula for sanitizing and disinfecting can be used on surfaces and in laundry. Effective against C. diff, E. coli, HIV-1 (AIDS virus), salmonella, and Hepatitis A. Complies with OSHA's bloodborne pathogens standards and meets FDA guidelines for sanitizing food contact surfaces. EPA registered.



Size	Item No.	Pkg. Qty.
121 oz.	41H893	3



Quat Disinfectant Deodorizer

Aerosol clinging foam works on all hard surfaces such as bathroom fixtures, floors, and tables. Spray on, allow contact time, wipe away.



Size	Item No.
24 oz.	5DPT7



Disinfectant Sprays

Aerosol spray formula kills Poliovirus Type 1, Hepatitis A, and HIV-1 (AIDS virus). Tuberculocidal, virucidal, fungicidal, and bactericidal spray also prevents odors and growth of mold and mildew. EPA registered.

Fragrance	Size	Item No.	Pkg. Qty.
Fresh	19 oz.	1XEH4	12
Country	19 oz.	1XEH5	12
Crisp Linen	19 oz.	1XEH6	12
Original Scent	19 oz.	3WU88	12
Fresh and Clean	24 oz.	1XEH3	12



No. 1XEH4



No. 3WU88



Oxivir® Sanitizing Cleaner

Ready-to-use disinfectant cleaner with proprietary hydrogen peroxide (AHP®) technology disinfects in 60 sec. Virucide, bactericide, tuberculocide, fungicide, and nonfood contact sanitizer. Kills MRSA and norovirus. EPA registered.



No. 5KRJ0

No. 11Y625

Description	Item No.	Pkg. Qty.
32 oz. Spray Bottle	5KRJ0	12
60 7" x 8" Wipes	11Y625	1



Disinfectant with Bleach

Cleans, disinfects, and deodorizes hard nonporous surfaces. Effective in 30 sec. against pseudomonas, salmonella, staph, Rhinovirus, Hepatitis A, and Influenza A2/Hong Kong virus.



No. 22D029



No. 22D030

Description	Size	Item No.	Pkg. Qty.
Clorox® Clean-Up® Disinfectant Spray with Bleach	32 oz.	22D029	9
Clorox® Clean-Up® Disinfectant with Bleach Refill	1 gal.	22D030	4



TCell™ Oil-Based Air Fresheners

Wall-mounting air fresheners operate without a power source to deliver fragrance and odor neutralizers for up to 60 days.

Description	Item No.	Pkg. Qty.
Dispensers		
White	14L980	12
Gray	14L986	12
Refills		
Tropical Sunrise	14L992	6
Citrus	14L984	6



No. 14L980



Metered Odor Control Dispenser

Dispenser has an LCD screen with visual countdown to next spray, and a low battery and refill indicator. Also features Intensity Plus Event for extra odor control delivery at preset times.

Description	Item No.
Programmable Dispenser	
3 7/8"W x 9 1/16"H	2ZXA9
Refills	
Citrus Refill for 3000 System	2ZXF4



No. 2ZXA9



Cleaning Wipes

Green Works® Natural Cleaning Wipes—Petroleum-free formula is great for quick cleanups. Leaves hard surfaces clean and shiny. Safe for nonwood floors, appliances, glass surfaces, stainless steel, garbage cans, and toilets. Wood fiber wipes with plant- and mineral-based formula are 99% natural.

Germicidal Cleaning Wipes—Clean and disinfect large surface areas with every wipe. Premoistened to ensure proper concentration of liquid bleach. Formula includes anticorrosion agent and odor masker. Safe for stainless steel, glass, plastic, synthetic rubber, and aluminum. Strong and heavy wipes clean thoroughly without tearing. EPA reg. No. 67619-12 to kill 35 disease-causing microorganisms.



No. 4XKR9

Package Type	Sheet Size	No. of Wipes	Item No.	Pkg. Qty.
Green Works® Natural Cleaning Wipes				
Pop Up Container	7 X 8"	62	4XKR9	6
Clorox® Germicidal Cleaning Wipes				
Bucket	12 x 12"	110	4XKR7	2



Disinfecting Wipes

CLOROX®—Provide 1-step cleaning and disinfecting; kill 99.9% of bacteria, including staph and salmonella. Bleach-free formula is excellent for use in office spaces, hotel guest rooms and public spaces, and restaurants.

Lysol®—Bleach-free formula provides 1-step cleaning and disinfecting and kills 99% of bacterial, including staph and salmonella. EPA registered.



No. 22D015

Fragrance	No. of Wipes	Brand	Item No.	Pkg. Qty.
Fresh	75	Clorox	22D015	6
Lemon	75	Clorox	22D014	6
Citrus	35	Clorox	1AU17	12
Fresh	35	Clorox	1AU21	12
Lemon Lime	80	Lysol	1XEH7	6
Fresh	80	Lysol	22C485	6

No. 5EWA6



Hand Sanitizing Wipes

Kill 99.9% of most common germs that may cause illness. MRSA and NSF Certified.

Container Type	No. of Wipes	Item No.
Box	100	5EWA6
Canister	85	5EWA5
	200	5EWA4



No. 5EWA4



Biodegradable Dusting Cloths

Designed with 70% cellulose and 30% cotton for absorbency and durability. Hold up to 20 times their weight in water. Easy to use, machine washable, and 100% biodegradable. Unlimited shelf life.



Size	Item No.	Pkg. Qty.
7 7/8" x 9 1/2"	5KDE5	10



Hand Sanitizing Wipes

PURELL®—Kill 99.99% of most common germs that may cause illness.

GOJO® FAST WIPES® Hand Cleaning Towels—1-step cleanup of light greases and oils. Fortified with vitamin E and aloe. Orange fragrance. NSF Certified.



No. 3EUG1

No. 31HJ71

Description	No. of Wipes	Item No.	Pkg. Qty.
PURELL® Sanitizing Wipes			
Canister	80	3EUG1	1
	175	3EUG2	1
Refill	1200	14L978	2
120 Individually Wrapped	120	5FYP5	1
1000 Individually Wrapped	1000	5FYP6	1
GOJO® FAST WIPES® Hand Cleaning Towels			
Wipe Pack	60	31HJ71	6
Medium Bucket	130	31HJ72	4
Large Bucket	225	31HJ73	2

GYMWIPES®

2XL Gym Wipes®

Professional Wipes—Specially formulated to remove sweat and grime from gym equipment, electronic panels, and tanning beds. Won't dry out rubber or leather surfaces. Biodegradable.

Antibacterial Wipes—Extra-thick disinfectant wipes lower the risk of cross-contamination on surfaces. Sanitize surfaces and kill 99.9% of germs that cause illness including E. coli and Salmonella choleraesuis. EPA registered.



No. 4LFA4

Description	Sheet Size	No. of Wipes	Item No.
Wipes			
Professional Wipes	8" x 7"	700	4LFA2
Professional Wipes Refill	8" x 7"	700	4LFA3
Antibacterial Wipes	8" x 6"	700	4LFA4
Antibacterial Wipes Refill	8" x 6"	700	4LFA5
Dispensers			
Stainless Steel Wiper Dispenser for use with Nos. 4LFA2, 4LFA4, or 4LFA6 Wipes			4LFA9
Wiper Dispenser for use with Nos. 4LFA3, 4LFA5, 4LFA7, or 4LGJ6 Wipes			4LFC1



Gel Clog Remover

Thick formula pours straight through standing water to dissolve tough clogs quickly. Also protects pipes from corrosion. For use on plastic, PVC, metal pipes, garbage disposals, and septic systems.

Description	Size	Item No.	Pkg. Qty.
	32 oz.	20J159	12



Super Iron Out® Multipurpose Stain Removers

Remove rust and iron stains. Safe for use on many surfaces, including toilet bowls and tanks, sinks, tiles, and tubs. Powder Removers Nos. 4YJW2 and 4YJW3 chemically change rust and iron into a soluble state that rinses away without scrubbing. Trigger Spray Remover No. 11Z434 has a nonabrasive formula that dissolves stains on contact. Idea for use on vertical surfaces and hard-to-reach areas.

Description	Size	Item No.
Liquid Trigger Spray	24 oz.	11Z434
Powder	28 oz.	4YJW2
	76 oz.	4YJW3

No. 11Z434



Metal Polish

Nonabrasive formula removes tarnish and oxidation on all metal surfaces including brass, gold, copper, stainless steel, and aluminum. Provides a long-lasting protective coating on metal surfaces and can be used with buffers and polishers.

Description	Size	Item No.
Liquid Metal Polish	8 oz.	1MPU5
Cream Metal Polish	19% oz.	1MPU7


No. 1MPU5



Stainless Steel Cleaner

Water and oil emulsion cleans and protects stainless steel, brass, chrome, aluminum, and copper. Nonabrasive and nonflammable.

Description	Size	Item No.
	20 oz.	2DBY3



Stainless Steel Cleaners

Clean, polish, and protect stainless steel, chrome, and aluminum. Resist fingerprints and streaking. 20-oz. aerosol can.

Description	Brand	Item No.
Cleaner	Tough Guy	24Y898
Cleaner and Polish	CRC	4JB52

No. 4JB52



Sheila Shine Stainless Steel Cleaner and Polish

Cleans, polishes, and protects without rubbing. Eliminates streaking and resists fingerprints. For use on stainless steel, chrome, aluminum, brass, fiberglass, and other hard surfaces.

	Size	Item No.
Aerosols	10 oz.	5URF7
Liquids	1 qt.	5URF8
	1 gal.	5URF9

No. 5URF7



Multiuse Adhesive Remover

• 100% organic

Safely removes gummy, sticky, and gooey substances without harsh solvents.

Description	Size	Item No.	Pkg. Qty.
Pump Bottle	16 oz.	1NNV4	6
Trigger Spray	1 qt.	1NNV5	1

No. 1NNV5



Gum and Wax Remover

Freezing action makes substances hard and brittle for easy removal. Won't damage surfaces or cause color bleeds. For carpets, cement, marble, terrazzo, and wood floors.

Description	Size	Item No.
	5 oz.	2DCB9



Graffiti Remover

Safely and effectively removes inks, markers, lipstick, and most common graffiti marks. Solvent-based formula has no unpleasant odors.

Description	Size	Item No.
Liquid	1 gal.	10K018
Trigger Spray	16 oz.	10K016
Trigger Spray	32 oz.	10K017



No. 10K016

Green Envy Muriatic Acid Replacement

• **Reduced fumes**

Cleans and prepares concrete prior to coating and sealing. Lowers pH in swimming pools, removes excess mortar from bricks, and removes mineral stains.

Size	Item No.
1 gal.	5KPY1



Murphy® Oil Soap

Cleans wood and laminate surfaces without leaving a dull residue.

Description	Size	Item No.	Pkg. Qty.
Trigger Spray	32 oz.	2ZWJ6	12
Liquid	1 gal.	2ZWJ4	4



Furniture Polish and Conditioner

• **EPA DfE recognized**

Cleans, conditions, and protects wood with a penetrating formula of orange, lemon, and olive oils. Biobased with a minimum 73% of total weight of organic carbon. Free of dyes and synthetic perfumes. Greywater and septic safe. Neutral pH.

Size	Item No.
32 oz.	5DLJ5
128 oz.	5DLJ6



No. 5DLJ6



Soy-Based Graffiti Remover Towels

• **USDA BioPreferred designated**

Long-lasting wipes contain a soy-based formula that is safe to use in public-contact areas. 2-sided surface removes graffiti, sticker residue, scuff marks, lipstick, tar, oil, grease, and other tough stains. Towels don't dry out, ensuring maximum use of each towel.

Number of Wipes	Sheet Size	Item No.
70	10½ x 12½"	4YPD4



General Concrete Liquid Stain Remover

• **SCAQMD-compliant VOC levels**

Concentrated, nonacid degreaser and general purpose cleaner for pavers, concrete, masonry, and retaining walls. Removes oil, grease, food, and dirt. EPA registered.

Size	Item No.
1 gal.	4YEN8
5 gal.	4YEN9
55 gal.	4YEP1
275 gal.	4YEP2



No. 4YEN8



Leather Wipes

Disposable wipes designed to remove dirt while also conditioning leather, vinyl, and rubber.

Description	No. of Wipes	Item No.
SCRUBS® Leather Cleaner & Protectant Wipes	60	6JJK5



Furniture Polishes and Wipes

Furniture polishes remove fingerprints and dirt from wood furniture, cabinets, paneling, and vinyl.

Scent	Size	Item No.	Pkg. Qty.
Rainshower	9.7 oz. Aerosol Spray	20J178	6
Unscented	25 Wipes	20J181	12



No. 20J178



No. 20J181



Overhead Duster Wand

Features electrostatically charged dusting head. 20" flexible wand adapts to hard-to-reach, irregular surfaces for simple dusting. Quick-connect mechanism connects wand to handle (sold separately) for use as a high duster. Includes launderable sleeve.

Description	L	Handle Material	Item No.
Duster Wand, Green	20"	Plastic	5MU95
Green Replacement Duster Sleeve for No. 5MU95	22 ⁷ / ₁₀ "	—	1PE54



Dust Mitt

Hand mitt is made of launderable cotton and easily cleans hard-to-reach areas.

L	W	Item No.
11"	9"	3VA93



Overhead Duster

Dusting tool features 54" plastic handle and an angled head.

L	Item No.
54"	1MYF6



No. 1MYG1



No. 6DMY5



No. 1MYG9



No. 1MYH2

Feather and Lambswool Dusters

Ostrich Feather—Washable dusters will not scratch surfaces. Designed for use on furniture, office equipment, and blinds.

Lambswool—Designed for wide, flat surfaces such as tabletops and desktops.

Description	L	Handle Material	Item No.
Ostrich Feather	14"	Wood	1MYG1
Ostrich Feather	15"	Plastic	6DMY5
Ostrich Feather	21"	Wood	1MYG5
Ostrich Feather	30"	Wood	1MYG7
Lambswool	25"	Plastic	1MYG9
Lambswool	30" to 47"	Plastic	1MYH2



Super HiDuster® Dusting Tool

Head is launderable to extend service life.

Description	Handle Material	Item No.
35 ¹ / ₄ " to 52 ¹ / ₈ " Telescoping Handle	Plastic	3VA91



No. 1MYE1



Microfiber Duster

Microfiber duster and sleeve attract dirt. High-pile design gets into small cracks and crevices. Launderable sleeve ties onto head, with reinforcing rivets to prevent sleeve from backing off. Features include a universally adjustable head and telescoping pole.

Description	L	Handle Material	Item No.
Microfiber Overhead Duster and Handle	38" to 54"	Plastic	1MYE1
Duster Replacement Sleeve for No. 1MYE1	10 ¹ / ₂ "	—	1MYE3



No. 6DMY3

No. 6DMY4



Poly Wool Overhead Dusters

Great for cleaning hard-to-reach places. Nonallergenic and washable.

Description	L	Item No.
Poly Wool Duster	23 ¹ / ₂ "	6DMY3
Retractable Poly Wool Extendable Duster	52" to 84"	6DMY4



Microfiber Dusting Mitt

For general purpose cleaning. Durable, yet gentle enough for delicate surfaces. Leaves no residual lint, streaks, or scratches. Launderable.

Description	Size	Item No.
Green Dusting Mitt	9 ¹ / ₂ x 5"	1TTX9



Easy Trap Duster System

Holds 6 times more dust and dirt than other dusting systems. Cleans floors, walls, and ceilings. Uses both sides of cloth pads without touching. Perforated cloth rolls allow custom sizing in 6" increments. Use with threaded handles.

No. 6XU12



No. 6XE99



Description	Size	Item No.	Pkg. Qty.
Dust Cloth	5" x 125 ft.	6XU13	2
Dust Cloth	8" x 125 ft.	6XU12	1
Dust Cloth Holder, 17"L	—	6XE99	1



Disposable Cut-End Dust Mop Head

Absorbent, bulky, cotton/synthetic-blend yarn. Soft, open-twist yarn is pretreated for maximum dust pickup. Dusts up to 500,000 sq. ft. Full-tie backing. Handle not included.

Size	Color	Item No.
5" x 24"	White and Gray	5W654



No. 1TZC9

Cut-End Dust Mops

Fit standard dust mop frames and handles. 10-ply launderable cotton. Feature slot pocket construction.

Size	Color	Item No.
24"	White and Blue	1TZC9
36"	White and Blue	1TZD1



No. 1TTY2

Microfiber Dry Mop Pads

Double-stitched with dense, durable microfibers to penetrate into surface pores. Color-coded pads for specific areas help prevent cross-contamination. Positively charged to attract dust.

Size	Color	Item No.
18"	White	1TTY2
24 x 5"	Green	1TTY3
36 x 5"	Green	1TTY4
48 x 5"	Green	1TTY5



No. 3U906



Wedge Dust Mops

Kut-A-Way® flat mop head slides under furniture and into other tight places. Cotton blend yarn has blue polyester backing. Mop head is launderable. No. 3U907 has 54"L wooden handle with metal frame. Mop head not included.

Description	Item No.
Kut-A-Way® Mop Head, White	3U906
Mop Frame & Handle	3U907



No. 1TZF7

Wedge Dust Mops

Cut-end flat wedge mop head is made of 4-ply cotton/poly blend. White color, slot back style. Kit includes mop head, 48" wooden handle, and mop frame. Mop head is launderable.

Description	Item No.
Cut-End Wedge Mop Head, White	1TZF7
Cut-End Wedge Mop Kit	1TZF8



Microfiber Dust Mops

Looped-end microfiber mops collect more dust, dirt, and moisture than traditional mops. Blue color.

Size	Item No.
18"	1NE75
24"	1NE76
36"	1NE77
48"	1NE78



Microfiber Cloths

For general purpose cleaning; for tough jobs yet gentle enough for delicate surfaces. Leave no residual lint, streaks, or scratches. Launderable. Heavyweight items absorb up to 8 times their weight in water. Antibacterial items resist the growth of most bacteria.



No. 3ZNF2

Description	Size	Pkg. Qty.	LIGHTWEIGHT	HEAVYWEIGHT
			Item No.	Item No.
Microfiber Cloths				
Yellow	16" x 16"	12	1MYL9	3ZNF4
Green	16" x 16"	12	1TTX7	3ZNF3
Blue	16" x 16"	12	1TTX8	3ZNF2
Red	16" x 16"	12	3ZNE5	3ZNF5
Antibacterial				
Orange Cloth	12" x 15"	2	3ZNE4	—
Orange Scrubbing Cloth	16" x 16"	1	3ZNE3	—



Graduated 3-gal. Pail

• Meets FDA requirements

Simplify measuring with U.S. and metric interior graduations and a pour spout that minimizes splashes and spills. Color coded to provide a higher level of hygiene. Molded base handle helps in lifting and pouring. Polypropylene pail withstands harsh chemicals and heat (5° to 212°F or -15° to 100°C) without losing shape or rigidity.



►CHOOSE: Color

Item No.

Orange, Purple, Green, Blue, Red, White, Yellow, Black, Pink

F8439



No. 3CCW7



Microfiber Pads

Zigzag scrubbing strips and 17% more microfiber in the pads provide greater cleaning efficacy and exceptional durability (up to 500 washes, 200 with bleach). Shrinkless mops feature color-coded trim to help eliminate cross-contamination.



No. 3CCX3

Description	Size	Item No.
Mop/Dust Pad, Damp	11"	3CCW7
Mop/Dust Pad, Damp	18"	3CCW8
Mop/Dust Pad with Looped Fringe, Damp	18"	3CCX3



Microfiber Disinfecting Mop Bucket

Watertight, snap-on airtight lid. Holds up to 20 microfiber wet pads.

Cap.	For Use With	Color	Item No.
28 qt.	18" Microfiber Pads	Yellow and Gray	5NY73



No. D8082



Mop Buckets and Wringers

Use a polypropylene wringer to leave your mop damp but not wet and help prevent dirty water from tracking on clean floors. Removing excess water also helps floors dry quicker.

No. D8082—Includes casters for easy mobility and a powder-coated metal handle.

No. 26W620—30% more plastic than competitor models for added durability. Side-press wringer can be used with mops up to 32-oz. Features an easy-pour grip, left handle, scuff-proof steel casters with ball bearings and food-service-approved wheels.

Nos. 5NY84, 5NY79, and 2FTK8—2 wave baffles reduce wave motion while bucket is being transported to help prevent splashes and spills.

Nos. D8081 and E4104—Include a powder-coated metal handle and a PVC handle cover for a comfortable grip.

No. 2W316—Linkage system and 5/8" solid steel shaft put more force on mop head. Heavy-gauge zinc-electroplated steel to resist corrosion. Large drain openings.

No. 2W316



Description	Material	Cap.	►CHOOSE: Color	Brand	Item No.
Bucket and Wringers					
Mop Bucket with Side Pressure Wringer	Plastic	8.75 gal.	Yellow, Blue, Red, Green, Brown, Orange	Tough Guy	D8082
Mop Bucket and Side Press Wringer	Plastic	35 qt.	Yellow	Harper	26W620
WaveBrake Mop Bucket with Down Press Wringer	Polypropylene	8.75 gal.	Yellow	Rubbermaid	5NY84
WaveBrake Mop Bucket and Side Press Wringer	Polypropylene	35 qt.	Yellow	Rubbermaid	5NY79
WaveBrake Mop Bucket and Downpress Wringer	Polypropylene	11 gal.	Yellow	Rubbermaid	2FTK8
Wringers					
Side Pressure Wringer	Plastic	35 qt.	Yellow, Blue, Red, Green, Brown, Orange	Tough Guy	D8081
WaveBrake Downpress Wringer	Polypropylene	—	Yellow, Blue, Brown	Rubbermaid	E4104
Side-Squeeze	Steel	—	Silver	Tough Guy	2W316



Microfiber Wet Pad

More absorbent than a traditional mop; holds up to 6 times its weight in water.

Color	Item No.
Blue	1TTY6



Looped-End Wet Mops

- **5" headband, except No. 5M922 is 1"**
- **Stitched tailband**
- **Launderable**

Swinger Loop®—High-grade, 4-ply blend of cotton, rayon, and synthetic fibers. Made from recycled yarns.

Rough Floor Wet Mops—Abrasive-resistant premium mops clean slip-resistant tile, concrete, and

raised, textured, or stone floors without fraying. Knitted cotton and polyester fleece.

Web Foot®—Antimicrobial protection inhibits odor- and stain-causing bacteria. Cotton/synthetic blend with high absorbency. Looped end reduces lint residue. Can earn LEED credits.



No. 5W648



No. 1RG34

Description	Size*	Item No.
Swinger Loop®	Large	5W648
	Extra Large	3U970
Rough Floor Wet Mop	Medium	1RG34
	Large	1RG35
Web Foot®	Large	5M922

* Medium: 16 to 22 oz. (dry weight), Large: 22 to 28 oz. (dry weight), Extra Large: 28 to 34 oz. (dry weight).



No. 1TYR1



No. 1TZB1



Looped-End Wet Mops

- **5" Headband**
- **Stitched tailband**
- **Multiple colors help avoid cross contamination**
- **Launderable except where noted**

Cotton/Rayon/Synthetic Blend—Durable mops are 4-ply with open-end spun yarn. Resist unraveling, fraying, and linting. Tailband prevents tangling and improves floor coverage.

Cotton—4-ply mop is more absorbent than cotton/synthetic blends.

Cotton/Synthetic Blend—Mop is highly absorbent. Looped-end design increases floor coverage and reduces streaks.

Antimicrobial, Synthetic Yarn Blends—Mop heads feature 4-ply antimicrobial yarn treated with a silver-based agent.

Quick-Change Mop Handle—Wood shaft has natural finish.

Description	Size*	Color	Item No.
Mops			
Cotton/Rayon/Synthetic Blend	Medium	Orange	1TYL6
Cotton/Rayon/Synthetic Blend	Large	White	1TYL7
Cotton, Nonlaunderable	Medium	White	1TYR1
Cotton/Synthetic Blend, Nonlaunderable	Medium	Blue	1TYP2
Cotton/Synthetic Yarn Antimicrobial	Medium	Green	1TYV2
Rayon/Synthetic Yarn Antimicrobial	Medium	Blue	1TYX6
Rayon/Synthetic Yarn Antimicrobial	Large	Green	1TYY1
Handle			
Quick-Change Wood Handle, 60"L x 1 1/8" dia.		Natural	1TZB1

* Medium: 16 to 22 oz. (dry weight), Large: 22 to 28 oz. (dry weight).



No. 1TTY9

No. 2U671



Sponge Mops

Pull lever on mop handle operates rollers to squeeze liquids from cellulose head.

Description	Brand	Item No.
Steel Roller Sponge Mop	Tough Guy	1TTY9
12" Replacement Mop Head	Tough Guy	1TTZ1
Metal Handle Sponge Mop	Rubbermaid	2U671
12" Replacement Mop Head	Rubbermaid	2U672



4-Ply Cut-End Wet Mops

- **1" headband**
- **Cotton**

Plastic mesh headband helps maintain shape and improve productivity.

Size	Item No.
#16	1TYR7
24 oz.	1TYR5
32 oz.	1TYR6



No. 1TYR5



Web Foot® Looped-End Rayon Finish Mop

- **1" headband**

Mop provides controlled liquid release for finishing and disinfecting. Looped end eliminates fraying, unraveling, and excessive linting.

Size*	Color	Item No.
Large	White/Blue	5W649

* Large: 22 to 28 oz. (dry weight).





No. 3U424



No. 3U432



Pro Stainless Steel Window Squeegees and Refills

Feature quick-release handle with rubber grip. Include channel and soft rubber blade.

	Size	Item No.
Squeegees		
	12"	3U424
	18"	3U425
Refills		
	12"	3U430
	18"	3U432



No. E7051

No. D9059



Floor Squeegees

Polypropylene hand tools are FDA approved. Ideal for use where cross contamination is a concern. Chemical- and corrosion-resistant.

Description	▶ CHOOSE: Color	Item No.
Floor Squeegees With Handle		
Straight Double, 24" Squeegee w/ 51" Handle	Green, Blue, Red, White, Yellow, Black	D9059
Floor Squeegees Without Handle		
Straight Double Blade Foam, 24"	Purple, Green, Blue, Red, White, Yellow, Pink, Orange, Black	E7051
Handle		
Fiberglass, Threaded, 59"	Purple, Green, Blue, Red, White, Yellow, Pink, Orange, Black	F8426



No. 6DTG0



SmartFit™ Floor Squeegees

Clean and dry even uneven floor surfaces such as grouted tiles or nonslip and broadcast grid floors. Universal power socket accepts any handle size. Easy flush and rinse through open socket minimizes bacteria buildup. Flexible color coding (kit included) to prevent cross contamination. Kits include knockdown handle.

WaterWand™ Standard—General purpose squeegees have twin blades made of of natural black foam rubber.

WaterWand™ Heavy Duty—Twin blades are made of of natural black foam rubber.

WaterWand™ Heavy-Duty Red—Twin foam blades are made of oil- and acid-resistant red neoprene rubber.

Description	Size	Item No.
SmartFit™ WaterWand™ Standard		
Floor Squeegee	18"	6DTG0
Floor Squeegee Kit	22"	6DTG1
Floor Squeegee Kit	22"	6DTF6
SmartFit™ WaterWand™ Heavy Duty		
Floor Squeegee	22"	6DTG2
Floor Squeegee	30"	6DTG3
Floor Squeegee Kit	22"	6DTF7
Floor Squeegee Kit	30"	6DTF8
SmartFit™ WaterWand™ Heavy-Duty Red		
Floor Squeegee	30"	6DTG4



No. 1EK1



Griddle Squeegee

Flexible, heat-resistant rubber blade eliminates food soil from flat and commercial griddles. Long-handle keeps you a safe distance from the hot surface while you clean.

Description	Item No.
Griddle System Squeegee with 7" Rubber Blade	1EK1
Rubber Replacement Squeegee Blade	1EK2

No. 20L001



Swiffer® Sweepers

Sweep with electrostatically-charged dry cloths to remove hair, dust, and dirt. Entangled microfibers in disposable cloths trap and hold dirt in place. Use presoaked wet cloths to dissolve tough soils, dirt, and grime. Feature a special scrubbing strip for especially tough jobs.

Description	Size	Item No.	Pkg. Qty.
Swiffer® Max Sweeper	17"	20L003	3
Swiffer® Max Sweeper Dry Refill Cloths	17¼" x 10"	20L004	96
Swiffer® Sweeper	10"	20K997	3
Swiffer® Sweeper Wet Refill Cloths	8" x 10"	20L002	12
Swiffer® Sweeper Dry Refill Cloths	—	20L001	6
360° Duster Extender Kit (1 handle and 3 dusters)	—	20L005	6
360° Duster Refills (6 refills per box)	—	20K999	6

Bona® Hardwood Floor Cleaning System

Professional hardwood floor cleaner is nontoxic and nonflammable and leaves your floor residue free. Reusable microfiber pads can be washed and reused over 300 times. No. 2VZK4 includes spray mop, microfiber cleaning pad, refillable cleaning cartridge, and concentrated cleaner.



No. 2VZK4

No. 4WYL9

Description	Size	Greenguard Certified	Item No.
Hardwood Floor Reservoir Mop Kit	—	Yes	2VZK4
Hardwood Cleaner Cartridge Refill	33 oz.	Yes	4WYL6
Hardwood Floor Cleaner, Trigger Spray Bottle	32 oz.	Yes	4WYL9
Microfiber Cleaning Pad Replacement, Pkg. of 8	15"	No	2VZK9
Gloss Finish Coating	1 gal.	Yes	1YNT8
Hardwood Floor Prep Conditioner	1 gal.	Yes	1YNU3



Backpack Floor Finish Kits

Self-contained cleaning system features backpack applicator and is designed for use with floor finish and most other cleaning chemicals. Flat mop head swivels 360° to reach tight spaces. Hook-and-loop fastening strips secure mop to frame. Mop is launderable. Kit includes 1 anodized aluminum handle, 16" interchangeable aluminum flat mop head frame, heavy-duty backpack, 8-ft. chemical feeder hose with cap and connector, 1.5-gal. refillable chemical bag, and microfiber scrub/finish mop.



No. 5EHH7

Description	Item No.
18" Flat Mop	5EHH7
24" Flat Mop	5EKN5



Stone Care Floor Machine

Quarry Master™ Grinder/Polisher restores and maintains marble, tile, terrazzo, stone, and concrete. Also for standard floor scrubbing, stripping, and polishing. Single-speed machine features built-in amp meter, triple-planetary gear system, and 4-gal. plastic solution tank. With shower-feed pad driver and oversize handle grips. Diamond disc driver with Splash Guard™ skirt contains slurry. Includes 5 quick-change diamond mounting pads.

Description	Item No.
17" Floor Polisher/Grinder	1NNR6



Handle Dispenser Floor Finish Kits

Feature trigger-operated dispenser for easy fluid dispensing. Flat aluminum heads are lightweight and corrosion-resistant. Hook-and-loop straps secure mop to head. Complete with handle, frame, mop, and 16-oz. refill bottle.

Description	Item No.
12" Flat Mop Handle Dispenser	5EHH8
18" Flat Mop Handle Dispenser	5EHH9
24" Flat Mop Handle Dispenser	5EHJO



No. 5EHH8



Floor Pads

For use with rotary or automatic floor machines.

Buffer Pad—Designed for spray buffing. Cleans when damp, buffs when dry. Removes scuff marks. For general light-duty floor cleaning.

Polish Pad—Buffs very soft finishes and polishes soft waxes on wood floors. Removes scuffs and black heel marks.



No. 4NYV3

Description	Color	RPM	Size	Mfr. Model	Item No.	Pkg. Qty.
Buffing Pad	Red	175-600	12" x 18"	5100	4NYV3	5
Polishing Pad	White	175-600	12" x 18"	4100	4NYV4	20



Floor Pads

For use with rotary or automatic floor machines.

Foam Pad—Allows diamond abrasives to reach low areas of floor. Extends diamond abrasive life.

Buffing Pad—Use for dry buffing, spray buffing, or light-duty scrubbing.

Floor Pad—For heavy-duty floor scrubbing. Excellent for high-traffic areas or locations with heavy soils such as sand or mud.



No. 2MZA6

Description	Color	RPM	Size	Item No.	Pkg. Qty.
Foam Pad	Black	Low	3"	2MZA6	10
Buffing Pad	Red	175 to 600	16"	5MTD3	5
Scrubbing Pad, 3" Center Hole	Green	175 to 600	16"	5MTD4	5



Concrete and Wood Floor Care Tools

For use with Onfloor® floor care machines, sold separately on Grainger.com®.

Rigid Scraper—Concrete preparation and mastic removal tool for use with Floor Grinder No. 3PXK9.

Refinishers—Wood floor sanding tools. No. 3PXL4 is for use with Dustless Floor Sander No. 3PXL1. No. 3PXL5 is for use with Planetary Floor Sander No. 3PXL2.



No. 3PXL3

Description	Color	Block Size	Size	Mfr. Model	Item No.	Pkg. Qty.
Rigid Scraper	Gray	16"	17"	239496	3PXL3	1
Wood Floor Sanding Tool	Gray	16"	17"	239488	3PXL4	1
Wood Floor Sanding Tool	Black	6.5"	6.5"	239380	3PXL5	3



Pad Drivers

For Use With	Mfr. Model	Item No.
17" Floor Machines	605124	4VLZ6
20" Dual Speed Floor Machines	605225	4VLZ8



No. 4VLZ6



Floor Care Chemicals

Pro Strip® Heavy-Duty Stripper—Powerful, fast-acting stripper dissolves heavy floor finish and seal buildup. Ultra-low-residue formula makes stripping jobs faster, saving rinsing steps, effort, and time. Nonammoniated, low-foaming formula.

Bravo® Heavy-Duty Low-Odor Stripper—Effective, economical stripper for regularly scheduled floor maintenance programs has a nonammoniated, low-foaming formula.

Stride® Citrus Neutral Floor Cleaner—Daily floor cleaner will not dull shine. Requires no rinsing, removes damaging soils, and prevents discoloration. Low foaming.

• **Green Seal™ certified**

Vectra® Premium Finish and Seal—Low maintenance, high-durability finish and seal in one.

Over & Under® Plus All-Purpose Seal and Finish—Protects all resilient, terrazzo, and stone floors. Stops spills and prevents staining while enhancing floor finish gloss. Bonds well to concrete; excellent where a water-based concrete seal is needed.



No. 10C422



Intense-Use Tile and Baseboard Cleaner

Lightweight, versatile machine provides intense scrubbing power for all hard surfaces and hard-to-reach areas. Features sturdy comfort-grip handle that can be rotated for use at right angle. 6-ft. power cord.



Tile and Baseboard Cleaner

Machine Size	60 Hz Volts	Brush Speed	Item No.
6½"	120	765 rpm	1YMR1



Baseboard Stripper

Ready-to-use, fast-acting foam stripper for spot buildups, especially around baseboards. Foam clings, even on vertical surfaces, and changes to a clear liquid when done working. Ideal for stairwells and other areas where it is not practical to use a machine scrubber.



No. 6PEC3

Size	Brand	Item No.
20 oz.	Tough Guy	6PEC3
23 oz.	Diversey	10F958



Z-Tread Spray Buff Solution

RTU formula cleans and rejuvenates most floor finishes. Restores gloss and repairs scratches. Eliminates the need for frequent stripping and refinishing.



Size	Recommended Dilution	Item No.
32 oz.	Ready-to-Use	3HUT2

No. 4VDN7



Midsize Walk-Behind Floor Scrubber

• Operates at 67dB

Large drive wheels and tight wheel base coupled with a parabolic squeegee provides maneuverability and easy water pickup on turns. Constructed with noncorroding scrub deck and rotomolded tanks; built for noise-sensitive environments. Features 1-button quick-train controls and no-tool squeegee change for easy operator training. Cleans up to 20,000 sq. ft. per hr. Console is height adjustable. With onboard charger.

Cleaning Path	Battery Size/Amp	Vacuum Motor	Solution Tank Capacity	Recovery Tank Capacity	Mfr. Model	Item No.
Midsize Floor Scrubber						
28"	235	0.85 HP	22.5 gal.	27 gal.	MV-SS5-0020	4VDN7
Replacement Brushes and Pad Drivers						
Poly Brush	—	—	—	—	399247	4VLY8
Pad Driver	—	—	—	—	399249	4VLY7

No. 4VDP6



Compact Walk-Behind Floor Scrubbers

• Operate at 68.5dBA
• Charge at any 120V outlet

Scrubbers feature large drive wheels and tight wheel bases with parabolic squeegee maneuverability for easy water pickup on turns. No. 4VDP6 provides 90-lb. brush scrubbing pressure and No. 4VDP8 provides 92-lb. pressure. Whisper-quiet design.

Cleaning Path	Battery Size/Amp	Vacuum Motor	Solution Tank Capacity	Recovery Tank Capacity	Mfr. Model	Item No.
Compact Floor Scrubbers						
17"	105	0.5 HP	10.5 gal.	15 gal.	MV-SS3-0003	4VDP6
20"	130	0.5 HP	10.5 gal.	15 gal.	MV-SS3-0005	4VDP8
Replacement Brushes and Pad Drivers						
Poly Brush	—	—	—	—	1016765	4VLZ3
Pad Driver	—	—	—	—	1016813	4VLZ2



No. 4VDX6



No. 1MEJ1



No. 1MEJ2



No. 1MEJ3

Floor Machines and Brushes

Speedshine™ multipurpose floor machines clean, strip, and polish hard floors, and clean carpeted floors. Durable, corrosionproof polyethylene construction. Feature twist-grip operation with safety lock. Include pad driver. Rotary brushes won't tear or lose their shape on any surface: new, old, or uneven.

Single-Speed—Operates at 60dBA.

Dual-Speed—Operates at 71dBA. Can switch from low-speed scrubber to a 330-rpm floor polisher for additional versatility.

Scrubbing Rotary Brushes—Polypropylene brushes are an economical choice for general scrubbing.

Rotary Brush—Heavy-duty grit brush for aggressive concrete scrubbing and stripping resilient floors, terrazzo, and tile.

Machine Size	Motor HP	60 Hz Volts	Amps AC	Brush Speed	Cord Length	Brand	Mfr. Model	Item No.
Single-Speed								
17"	1.5	115	15	175 rpm	50 ft.	Nobles	9007330	4VDX6
Dual-Speed								
20"	1.5	115	15	185/330 rpm	50 ft.	Nobles	9007334	4VDX8

Item	Fits Machine	Scrub Path	Brand	Item No.
Pad Drivers and Brushes				
Pad Driver		17"	Tough Guy	1MEJ1
Scrubbing Rotary Brush		17"	Tough Guy	1MEJ2
Scrubbing Rotary Brush		20"	Tough Guy	1MEJ6 †
Rotary Brush		17"	Tough Guy	1MEJ3

† Do not use No. 1MEJ6 brush in 300 rpm mode.



Floor Machines

Durable machines with all-metal construction, triple-planetary gears, and all-steel gear boxes. Can only be used by trained operators, due to safety lockout switches. Each includes pad driver.



Machine Size	Motor HP	60 Hz Volts	Amps AC	Brush Speed	Cord Length	Item No.
Single-Speed						
17"	1.5	115	15	175 rpm	50 ft.	6UFR5
Dual-Speed						
20"	1.5	115	15	185/330 rpm	50 ft.	4NEK1
Replacement Pad Drivers						Item No.
19" Pad Driver for No. 6UFR4						4NEK3

Carpet Extractor



Self-Contained Carpet Extractor

Compact design and easy-to-use controls make unit easy to operate. Onboard hose allows for quick filling and emptying of solution and recovery tanks.

Description	Cleaning Path	Solution Tank Capacity	Pump PSI	Vacuum Motor	Item No.
Self-Contained Extractor					
Carpet Extractor	16"	10 gal.	100	3 Stage	4NEK6
Accessories					
12" Wand					4NEK7
3.5" Hand Tool					4NEK8
15-ft. Vacuum Hose					4NEK9
15" Solution Hose					4NEL1



Speed EX™ Compact Carpet Extractor

Features lift-off solution and recovery tanks for easy cleaning and filling. Also features noncorrosive aluminum scrub head and rotomolded tanks for durability. Handle is adjustable for ease of use and folds down for storage.

Cleaning Path	Solution Tank Capacity	Recovery Tank Capacity	Pump PSI	Vacuum Motor	Mfr. Model	Item No.
15"	5 gal.	5 gal.	65	2 Stage, 1.2 HP	9004201-H	4VDU6



No. 4VDT8



Strive™ Carpet Extractor

ReadySpace® technology allows carpets to dry and be ready for foot traffic in 30 min. or less. Dual counter-rotating brushes separate more soil from front and back of carpet in 1 pass. Powerful dual-shoe vacuum lifts more dirt and debris out of carpet and into tank. Rollers and deep cleaning brushes can perform interim and restorative carpet cleaning.

Cleaning Path	Solution Tank Capacity	Recovery Tank Capacity	Pump PSI	Vacuum Motor	Mfr. Model	Item No.
Strive™ w/ReadySpace®						
22"	21 gal.	21 gal.	100	(2) 3 Stage 0.6 HP	MV-STRV-0001	4VDT8
Accessories						
15-ft. Extraction Hose					160400	4VMA4
5" Metal Hand/Upholstry Tool					200505	4VMA5



Portable Carpet Extractor

Great for spot cleaning small stains and soil concentrations. Easy to transport by cart, and weighs only 18 lb. to safely carry into small spaces. Includes 8-ft. hose and hand tool.



Cleaning Path	Solution Tank Capacity	Recovery Tank Capacity	Pump PSI	Vacuum Motor	Mfr. Model	Item No.
4"	2 gal.	2 gal.	30	2 Stage, 1.12 HP	9007629	4VDV6



Carpet Defoamer Liquid

Pour into the recovery tank to eliminate foam and reduce related problems.

Recommended Dilution	Size	Item No.
1:128	1 qt.	2ZHU1





AMERIVAP® SYSTEMS

Commercial Steam Cleaner

- Max. temp.: 325°F
- 208V

Durable machine generates high-temperature dry vapor steam from tap water to clean, sanitize, and disinfect surfaces and equipment without using chemicals. The high-temperature steam kills mold, mildew, pathogenic bacteria, and bed bugs and their eggs. Operator can choose among 3 pressure settings on the handle. Includes 10-ft. flexible hose, brushes, nozzles, extension tubes, 10-pc. pad assortment with holder, 3 terry towels, and a plastic cart.

Operating Time	Steam Production	H	D	W	Item No.
24/7	8.4 lb./hr.	39"	24"	14"	12H397



SteamVac Spotter/ Carpet Cleaner

Built for quick stain and spill cleanup, with 5 rotating brushes, heated cleaning, and integrated carrying handle. Fingertip solution control adjusts for each stain. Brushes float and automatically adjust to different carpet heights. They are removable for easy cleaning. Off/Low/High brushroll speeds; Off setting is for immediate spill pickup. Automatic shutoff stops suction when recovery tank is full. Includes 48 oz. detergent.



Cleaning Path	Solution Tank Capacity	Recovery Tank Capacity	Cord Length	Item No.
11"	1 gal.	1 gal.	35 ft.	6ENE1

AMERIVAP® SYSTEMS

Steam Cleaner

Completely electronic system cleans, deodorizes, and sanitizes surfaces without chemicals, using only tap water. The internal boiler provides hot vapor for up to 2½ hr. of cleaning and requires only about 10 min. of transition time before it is ready for operation again. Features 3 pressure settings on the handle. Includes a variety of attachments and accessories including brushes, nozzles, a squeegee, and a study plastic carrying cart.

Operating Time	Steam Production	Max. Temp.	Voltage	H	D	W	Item No.
2.5 hr. per Full Tank	8 lb./hr.	290°F	115	12"	18"	13"	12H395





Replacement parts are available; call 1-800-GRAINGER (472-4643) or see Grainger.com®.



No. 4WYR5



No. 4MK44



Commercial Upright Vacuums

- Nonmarking wraparound guard
- Meet OSHA requirements

A. Quiet Clean, 2-Motor—HEPA filtration for improved indoor air quality, and quiet 67dB may contribute to LEED points. Vac cleans carpet, bare floors, and above floors, and lie flat to clean under most bed frames. Includes metal extension wand with built-on retractable dusting brush. HEPA filter is washable. Use disposable paper vacuum bag.

B. Quiet Clean—Quiet 69dB high air filtration may contribute to LEED points. 2-speed, long-life, high-performance motor operates at minimal noise level, great for day cleaning and noise sensitive environments. Chrome steel brush roll with replaceable brush strips for easy maintenance. Features large capacity, top-filling cloth outer bag with disposable filter bag, Quick Kleen® removable clear fan chamber, ergonomic metal handle, and detachable quick-change power cord.

C. Quiet Clean Sealed HEPA—Improve indoor air quality. Quiet 67dB may contribute to LEED credits. 5:1 reinforced stretch hose provides a cleaning reach of 11 ft. Onboard 3-pc. tool set includes crevice wand, extension wand, and dusting brush. No. 3WE84 uses disposable paper bag; No. 4WYR2 has large-capacity dirt cup.

D. Multi Pro—Cleans carpet, bare floor, or above the floor. Extension hose and onboard attachments: dusting brush, wand, and nested crevice wand. Handle folds down for storage or transport. Uses disposable paper bags. Micron exhaust filter for indoor air quality.

E. Quick Kleen®—Heavy-duty vacuums feature removable, easy-access fan chamber and chromed steel beater bar, brush roll, and hood. Nos. 3U712 and 3U478 have a cloth shake-out bag, and No. 4WYR3 has easy-empty clear dust cup.

F. Lightweight Traditional—Features include a hardwood beater bar, bristle brush roll, and a 3-position chrome steel handle with comfort grip. No. 4WT59 has a cloth shake-out bag, and No. 4LU78 has a dust cup.

Key	Cleaning Path	Amps @ 120V	Cord Length	Net Weight	Mfr. Model	Item No.
Vacuums						
A	13"	11.3	50 ft.	20 lb.	SC9180B	1TGZ5 *
B	12"	6.5	50 ft.	16.2 lb.	SC889A	4WYR4 *
C	15"	10	40 ft.	18 lb.	SC5815B	3WE84 *
C	15"	10	40 ft.	18 lb.	SC5845B	4WYR2 *
D	12"	6.5	30 ft.	14 lb.	SC785	1TGZ4 *
E	12"	7	50 ft.	15.8 lb.	SC886E	3U712
E	16"	7	50 ft.	18 lb.	SC899F	3U478
E	12"	7	50 ft.	18.4 lb.	SC887B	4WYR3
F	12"	5	30 ft.	12.2 lb.	SC679J	4WT59
F	12"	5	30 ft.	14 lb.	SC689A	4LU78

Key	Cleaning Path	Amps @ 120V	Cord Length	Net Weight	Mfr. Model	Item No.
Replacement Parts						
Vacuum Belt for Nos. 1AFY6, 1AFY7, 1TGZ3, 4WT59, 3U712, 3U477, 3U478, 4LU78, 1AFZ2					52100C-12	4MK44
Vacuum Belt for Nos. 3WE84, 4WYR2					61120G	1AFY8
Upright Vacuum Chrome Steel Brush Roll for Nos. 3U712, 4WT59, 4LU78					53270A	1AFY9
Accessories						
6" Filter for No. 4WYR2					62136A	4WYR5
HEPA Filter for Nos. 3WE84 and 4WYR2					61840	2TRL5

* CRI (Carpet and Rug Institute) Green Label approved.



No. 36N095



ORECK®

Commercial Upright Vacuums

- Break- and wear-resistant Metaxalloy™ impeller
- Clear, nonmarring bumpers
- Meet OSHA standards

Low-profile design allows handle to drop down almost flat for easy cleaning under furniture. Disposable inner bag traps dust and dirt. Height automatically adjusts when moving between carpet and hard surfaces. Ergonomic handle with easy on/off power switch. Balanced roll and edge cleaning brushes for easy maneuverability. No. 36N095 has advanced fine filtration system and is an economical alternative to HEPA systems, trapping 99.97% of dust and irritants down to 0.3 microns.

No. 36N096 includes EnduroLife V-belt.

Cleaning Path	Amps @ 120V	Cord Length	Net Weight	Mfr. Model	Item No.
Vacuums					
12"	4	35 ft	8 lb.	XL2100RHS	36N095
12"	4	40 ft.	8 lb.	U2000RB-1	36N096
Replacement Parts					
Upright Vacuum Belt for Use with No. 36N095				30.0604	4LB39
Accessories					
Snap-On/Snap-Off Disposable Bags for Nos. 36N095 abd 36N096, Pkg. of 25				PK800025	4LB34



No. 6END7



No. 6END8



Commercial Upright Vacuums

- Nonmarking bumpers
- Manual 4-position height adjustment
- 3-position handle goes flat to pass under low-clearance furniture
- Use Type "A" bags
- UL Listed; meet OSHA standards

Guardsman—Easy-to-change allergen filtration bag. A 2-brush ball-bearing steel brush roll. 50-ft SJT cord.

Hush High Filtration—CRI Certified Bronze bagless upright with HEPA filtration and on-board cleaning accessories, including stretch hose, wand, upholstery tool, dusting brush, and crevice tool. 35-ft., quick-change power cord.

Description	Cleaning Path	Amps @ 120V	Net Weight	Mfr. Model	Item No.
Guardsman	12"	10	18 lb.	C1431-010	6END7
Hush High Filtration	15"	12	16.7 lb.	C1660-900	6END8

No. 6ENE5



No. 6ENE7



ROYAL

Commercial Upright Vacuums

- 5-position height adjustment
- UL Listed; meet OSHA and CRI standards

Lightweight—2-brush roller. Includes 35-ft. 3-wire cord, attached stretch hose, 2 extension wands, crevice tool, and combination dusting and furniture tool.

Heavy Duty—All-metal construction with 4-brush, double-row, ball-bearing, brush roller with stiffener for deep cleaning. Includes 50-ft. 3-wire cord.

Description	Cleaning Path	Amps @ 120V	Net Weight	Mfr. Model	Item No.
Lightweight	15"	12	16 lb.	CR50005	6ENE5
Heavy Duty	14"	10	15.5 lb.	CR5128Z	11W084
Heavy Duty	18"	10	20 lb.	CR5158Z	6ENE7

Dayton



Wide-Area Carpet Vacuum

Extra-wide sweep path helps shorten time needed to vacuum larger areas. 1300 rpm brush roll and large-capacity filter bag. 110V.

Cleaning Path	Amps	Cord Length	Net Weight	Item No.
26"	11	50 ft.	45 lb.	5UMR1



NOBLES

Multipurpose Upright Vacuum

- 70dBA
- Filter down to 0.3 microns
- 3-stage HEPA filtration

Single-motor upright vacuum has automatic pile height adjustment, single-clip latch release, and dual easy-access clean-out ports. Double-strain cord relief eliminates connection or cord replacement hassles. CRI (Carpet and Rug Institute) Silver Performance approved.



Cleaning Path	Amps	Cord Length	Net Weight	Mfr. Model	Item No.
14"	10	50 ft.	16 lb.	1060829	5PFR9



Dual-Action Floor Sweeper

3 brushes and 2 kinds of bristles pick up large debris, smaller crumbs, and dirt. Poly-blend bristle corner brushes. Soft bumper protects furniture. Use on bare floors or low-pile carpets.

Cleaning Path	Mfr. Model	Item No.
7½"	FG421388BLA	4HC27



ORECK

Brushless Floor Sweeper

Nonmarking, washable rubber blades sweep dust and debris from a variety of floor surfaces. Low profile for cleaning under furniture. Horsehair corner brushes direct dirt into the sweep path, for cleaning close to baseboards and walls. Soft bumper protects furniture.

Cleaning Path	Mfr. Model	Item No.
9½"	PR3200	1HA86



Backpack Vacuum

- HEPA filtration

Ergonomic harness helps keep you comfortable and includes clip to secure shoulder straps. Includes 4½ ft. positive locking hose; 2-pc., 2-bend, 57" aluminum wand; 17" crevice tool; 14" floor tool; 14" all-purpose floor tool; 2½" dust brush; 5" upholstery tool; and adapter.



Amps	CFM	Cord Length	Item No.
8.5	120	48 ft.	6ENE2



Nobles® Backpack Vacuum

- Operates at 70dBA
- 4-stage HEPA filtration
- LEED qualifying with CRI SOA Bronze performance

Filter captures 99% of particles at 0.3 microns. Lightweight 11-lb. design. Includes 2-pc. wand, floor tool, crevice tool, dusting brush, and 6-qt. bag.



Amps	Static Pressure	CFM	Motor	Cord Length	Item No.
12	83"	120	1-Stage	60 ft.	5PFT1



No. 6ENE3



No. 11W079



Portable Vacuums

No. 6ENE3—Compact model is ideal for overhead and detail cleaning, plus a narrow footprint allows for easy stair cleaning. Includes triple stretch hose, 2 extension wands, rug and floor tool, wall/floor brush, furniture tool, dusting brush, crevice tool, reusable commercial cloth bag, shoulder strap, and cord storage strap. 33-ft. SJT cord.

No. 11W079—Easy-to-transport unit has dual 1.33 HP/1000W vacuum motors for wet or dry pick-up. Rugged chromed steel tank has 20-gal. capacity for dry pick-up, 15-gal. capacity for wet pick-up. Washable, cloth vacuum filter helps control dust and protects motors from debris. Includes 10-ft. long 1½" dia. vacuum hose and 4-pc. tool kit includes crevice tool, dust brush, scalloped bristle floor brush, and squeegee tool. 50-ft. safety cord.

Description	Tank Type	Peak HP	Amps @ 120V	Item No.
PortaPower Lightweight	—	3.1	7.4	6ENE3
20-gal. Wet/Dry	Stainless Steel	1.33	8.0	11W079



Backpack Vacuum

- 5' x 1½" (1.5m x 3.81cm) locking swivel hose
- 2 lightweight aluminum wands
- Multi-surface floor nozzle
- Single-stage motor
- High-efficiency filtration system
- Easy-access switch
- Carry handle



Designed for quiet performance, indoor air quality, and comfortable cleaning in office buildings, schools, and hotels. 1UG82 features 1½" accessory adapter, 35-ft power cord, micro-lined disposable bag, and semi-permanent cloth filter. 1TFX2 includes crevice tool, utility nozzle, dusting brush, 25-ft power cord, heavy-duty cartridge filter, and high-efficiency collection filter bag.

Description	Amps	Static Pressure	CFM	Motor	Cord Length	Item No.
Heavy-Duty	9	70"	135	1-Stage	35 ft.	1UG82
Light-Duty	12	60"	210	1-Stage	25 ft.	1TFX2

Accessories

Micro-Lined Collection Filters for Nos. 4TR09, 4TR10, and 1UG82, Pkg. of 5	4TR17
Cloth Filter for Nos. 4TR09, 4TR10, and 1UG82	4TR18
HEPA Cartridge Filter Kit for 4TR09, 4TR10, 1UG82	1UG88



Compact Canister Vacuum

- Operates at 71dB

Polycarbonate housing with onboard tool caddy. Includes 7-ft. swivel hose, 2-position floor tool, telescopic metal wand, horsehair dusting brush, crevice tool, upholstery brush, and shoulder strap. 20-ft., 3-wire cord.

Amps @ 120V	Static Pressure	CFM	L	W	H	Item No.
10.0	71"	135	17"	9"	11½"	6NA93



Professional Heavy-Duty Carpet Spotter

Solvent-based aerosol removes oil and petroleum-based spots and stains on carpet. Inverted spray can is easy to use. Not suitable for stain-resistant treated carpets.



Size	Item No.
20 oz.	5DPT8



Scotchgard™ Spot Remover and Upholstery Cleaner

Cleans carpets and upholstery. Releases both oil- and water-based soils. Aerosol foam is sprayed directly on spot with a minimum of overspray. Requires no rinsing; wipe or blot area.



Size	Item No.
17 oz.	3U121

Spot Shot® Spot and Stain Remover

Deodorizes and removes stains without scrubbing or vacuuming. Spray and blot to eliminate oil- and water-based stains. Leaves no residue.

No. 1XEG6



Description	Item No.	Pkg. Qty.
18 oz. Aerosol	1XEG7	12
32 oz. Trigger Spray	1XEG6	12



Citrus Express®

Ready-to-use gel with natural d-Limonene citrus solvent removes carpet stains. Suitable for gum removal. Formula sits on carpet surface for maximum product contact time. Removes adhesives, tar, oil, cosmetics, ink, crayon, and copy toner.



Size	Item No.
32 oz.	2ZHV3



J-Fill® QuattroSelect® Portion Control Carpet Cleaners

Accurately dispense these powerful cleaning chemicals and reduce waste by using the portion control dispenser sold separately on page 46.

Carpet Prespray Cleaner—pH neutral formula is great for loosening particles on heavily soiled carpets before vacuuming.

Carpet Extraction Cleaner—Low-foam, powerful cleaner is compatible with high-pressure extractors and contains corrosion inhibitors to protect your equipment.



No. 11Y648

Description	RTU Yield per Container	Size	Item No.
Carpet Prespray Cleaner	26 gal.	84.5 oz	11Y649
Carpet Extraction Cleaner	170 gal.	2.5 L	11Y648



General Purpose Spotter

For carpet prespraying, spotting, and upholstery cleaning.



Size	Item No.
32 oz.	5FVZ5



Protein Spotter

Removes tough protein-based stains such as blood, egg, and dairy products. Formula helps prevent resoiling, makes rinsing fast and easy.



Size	Item No.
32 oz.	10F962



Heavy-Duty Prespray

Liquid prespray has natural odor- and soil-digesting enzymes to permanently eliminate odors and soils on carpet. Country Morning scent.



Recommended Dilution	pH Range	Size	Item No.
1:12, 1:32	8	1 gal.	10F960



Carpet Deodorizer

Foam spray eliminates household odors trapped in carpet. No vacuuming necessary.



Size	Item No.	Pkg. Qty.
20 oz.	1XEH1	12

REGISTER NOW!

ENJOY THESE FEATURES & MORE

- Access your pricing
- View order history
- Save favorites to your personal lists
- Check real-time product availability



SIGN IN OR REGISTER ON **GRAINGER.COM**® TODAY!



No. 4TJZ9



No. 4TKA1

Carpet Shampoo Concentrate

• USDA BioPreferred designated

For hot or cold extraction. Low-foam formula eliminates need for defoamer. Neutral pH; 100% sustainable plant-based ingredients. Gray water and septic safe, no synthetic perfumes or dyes.

Recommended Dilution	pH	Size	Item No.
1:40	Neutral	1 gal.	4TJZ9
		5 gal.	4TKA1



Carpet Defoamer Liquid

Concentrated liquid removes spots, spills, and stains from carpet and upholstery. Eliminates frequent emptying of foam-filled hoses, tools, and recovery tanks.



Size	Item No.
1 gal.	5FVZ4



Carpet Extraction Cleaner

Effective as an extractor, bonnet cleaner, and traffic lane cleaner. Low-foam formula.

Recommended Dilution	pH	Size	Item No.
1:43 to 1:128	12.5	1 gal.	2WEC3



Spin Bonnet Cleaner

Concentrated cleaner for use with frequent spin cleaning programs.

Recommended Dilution	pH	Size	Item No.
1:8	8.5 to 9.4	1 gal.	2ZHU3



Carpet Shampoo

Foaming shampoo lifts soils from fibers, then dries quickly for easy vacuum removal. Helps prevent redeposition of soils. Fruity floral scent.

Recommended Dilution	pH	Size	Item No.
1:32 to 1:64	8.5	1 gal.	5FVZ3



Carpet Cleaner

• SCAQMD compliant VOC level

Biodegradable, nontoxic formula cleans carpets and upholstery. For spot cleaning or in steam extraction and cold-scrub equipment. Can be diluted or used full strength. Pleasant floral scent. CRI Approved.



Recommended Dilution	pH	Size	Item No.
1:10 to 1:21	6.85 to 8.0	1 gal.	6XWX8



Carpet Extraction Cleaner

Removes carpet stains with 1/4 oz. per gal. of water. Floral scent.

Recommended Dilution	pH	Size	Item No.
1:12, 1:16, 1:28	8.5 to 9.04	1 gal.	10F959





Portable Blowers

- 120V, 60Hz
- Space-saving stackable design
- 2 operating positions
- 3-conductor power cords
- UL and C-UL Listed

Dry carpets, upholstery, and hard floors. No. 5UMP5 has a "Caution" banner on telescoping handle and a thermoplastic blower wheel. No. 4XLE2 has a steel blower wheel.



No. 5UMP5



No. 4XLE2

Type	Blower Wheel Dia.	CFM			Amps	Motor HP	Power Cord L	Housing			Outlet		Item No.
		High	Medium	Low				H	L	W	H	W	
3 Speed Carpet Dryer, Safety Yellow	11"	1800	1300	1000	5.0	1/2	30 ft.	20"	21"	16"	3 1/2"	1 1/4"	5UMP5
2-Speed Carpet Dryer	11"	1648	1260	869	10.0/8.3/5.8	1	25 ft.	19 7/16"	18"	17"	2 1/2"	1 1/2"	4XLE2



Restoration Blower and Fan

- Rugged and reliable
- Space-saving stackable design
- MicroBan® antimicrobial product protection
- 3-conductor power cords

Dry floors, walls, structures, and provide ventilation. UL and C-UL Listed. BLOWER NO. 5UNZ5

- Built-in underside drying vent
- Built-in GFCI protected outlet

Easy grip handle. Up to 3 units can be daisy-chained. FAN NO. 5UNZ3

- High airflow at low amperage
- 6 operating positions
- Stackable for operation and storage
- Nonskid rubber feet



No. 5UNZ5



No. 5UNZ3

Type	Blower Wheel Dia.	Prop. Dia.	No. of Blades	CFM			Amps	Motor HP	Power Cord L	Housing Dim.			Outlet Dim.		Mfr. Model	Item No.
				High	Medium	Low				H	L	W	H	W		
Blowers, 115V, 60 Hz																
Carpet Dryer, 3 Speed	10"	—	—	2700	2400	1900	4	1/3	25 ft.	18 7/8"	18 1/4"	17"	5"	17"	F351	5UNZ5
Fan, 115VV, 60 Hz																
Carpet Dryer, 2 Speed	—	16"	3	2250	—	2139	1.5	1/4	25 ft.	24"	19"	20 1/4"	—	—	F259	5UNZ3
Item	Description							For Use With	Outside Dia. (in.)	L (in.)	Mfr. Model	Item No.				
Accessory	Extension Duct							Directs Warm Air Into Confined Spaces. Semi Rigid.	5UNZ5 Sahara Pro X3	10	180	F134	5UNZ6			



Pivoting Utility Blowers

- 120V, 60 Hz
- 3 speeds
- OSHA-compliant guards

High-velocity, focused air flow and 225° or 270° pivoting fan heads ventilate and cool a work area while keeping dust and debris in check. 2 grounded 120V outlets accommodate power tools or other devices up to 10A total. 3-conductor 10-ft. cords: No. 1XGG2 SO type with 5-15P plug; No. 1XGG3 SO type with 5-15P GFCI plug; No. 2ELA1 SJT type with 5-15P plug. Tested to AMCA standard 230-99. See instructions for applicable limitations of use. ETL Listed for U.S. and Canada.



No. 1XGG2



No. 1XGG3



No. 2ELA1

Blower Wheel Dia.	High	CFM		Amps	Motor HP	W	Housing Dim.			Outlet Dim.		Mfr. Model	Item No.
		Medium	Low				H	L	W	H			
6"	310	260	190	0.65/0.55/0.50	1/16	9 1/4"	11 1/4"	11 1/2"	6 1/2"	3"	9550	1XGG2	
7"	350	300	250	0.95/0.80/0.70	1/13	11"	14 1/2"	13"	8"	4"	9555	1XGG3	
7 1/4"	425	370	330	1.10/0.95/0.80	1/11	12"	15 1/4"	15"	11"	3"	9960	2ELA1	



High-Security Microfiber Janitorial Cleaning Cart

• Long-lasting wheels and swivel casters are nonmarking

Locking doors and security hood open on both sides to allow quick, easy access. Provides more storage than standard janitor carts in the same footprint. Leakproof, zippered, side-opening waste bags. Holds 32- to 55-gal. BRUTE™ containers. With mop bucket dolly attachment, 2 bottle caddies, and 5 rubber tool handle grip holders. Bucket No. 5NY73 (sold separately, this page) snaps securely into the platform.

L	W	H	Color	Casters	Wheels	Item No.
48¼"	22"	53½"	Black	(2) 4"	(2) 8"	1PBJ9



High-Storage Capacity Janitorial Cart

Designed with easy-emptying, zippered vinyl trash bag. Large front platform accommodates buckets of all sizes. Includes trash bag holders.

L	W	H	Color	Casters	Wheels	Item No.
46"	21¾"	38¾"	Black	(2) 4"	(2) 8"	5M880



No. 1PBJ7



Microfiber Janitorial Cleaning Carts

• Long-lasting wheels and swivel casters are nonmarking

Provide more storage than standard janitor carts in the same footprint. Leakproof, zippered, side-opening waste bags. Hold 32- to 55-gal. BRUTE™ containers. With mop bucket dolly attachment, 2 bottle caddies, and 5 rubber tool handle grip holders.

No. 1PBJ8—Features 4 removable, color-coded pails and two 30-qt. storage bins.



No. 1PBJ8

L	W	H	Color	No. of Shelves	Casters	Wheels	Item No.
49¾"	21¾"	38¾"	Black	1	(2) 4"	(2) 8"	1PBJ6
48¼"	22"	44"	Black	1	(2) 4"	(2) 8"	1PBJ7
48¼"	22"	44"	Black	1	(4) 4"	8"	1PBJ8



OPTIMIZE YOUR FACILITY. CUSTOMIZE YOUR SPACE.

UNIQUE NEVER FIT SO WELL.



- ▶ Over 230 color options ranging from classic to edgy. If you can't find what you're looking for, utilize our color matching.
- ▶ We use quality materials like stainless steel, powder-coated steel, galvanized steel, wood, and stone – ensuring receptacles are built to last.
- ▶ Match the receptacle to your facility's image with a wide selection of finishes that range from classic matte to trendy gloss.



For more information, call 1-800-GRAINGER,
click on grainger.com/hospitalitysupplies, or stop by your local branch

©2016 Rubbermaid Commercial Products LLC
8900 Northpointe Executive Park Drive, Huntersville, NC 28078



Full-Size Structural Foam Housekeeping Cart

Cart with dual vinyl bags and convenient under-deck shelf services 13 to 16 rooms. Tough, lightweight cart has ergonomic handles, subdivided top shelf, molded-in tool holders, a vacuum holder, adjustable middle shelf, rotating corner bumpers, and a clutter screen. Zippered vinyl bag opens from the back for easy trash or linen removal without lifting. Wheels and swivel casters are nonmarking. Without doors.

L	W	H	Color	No. of Shelves	Casters	Wheels	Item No.
60"	22"	50"	Black	1	(2) 8"	(2) 8"	1RF35



Turndown Structural Foam Housekeeping Cart

Ultra-compact folding cart has the same cabinet space as No. 1LWP1 (this page) in a 26% smaller footprint. Double-locking doors on one side secure contents. With vacuum holder, removable 10-qt. caddies, and a zippered fabric linen/waste bag. Tough, lightweight cart has ergonomic handles, subdivided top shelf, molded-in tool holders, adjustable middle shelf, rotating corner bumpers, and a clutter screen. Wheels and swivel casters are nonmarking.

L	W	H	Color	No. of Shelves	Casters	Wheels	Item No.
38¼"	22"	44"	Black	2	(2) 4"	(2) 8"	1LWP2



Compact Folding Structural Foam Housekeeping Cart

Space-efficient cart can service 9 to 12 rooms and folds down for storage. Has 5 cu. ft. of cabinet area which can be accessed through double-locking doors on both sides of cart. With vacuum holder, zippered fabric waste/linen bag, removable 10-qt. sanitizing caddies, and long-lasting wheels. Also features ergonomic handles, subdivided top shelf, molded-in tool holders, adjustable middle shelf, rotating corner bumpers, and a clutter screen. Wheels and swivel casters are nonmarking.

L	W	H	Color	No. of Shelves	Casters	Wheels	Item No.
51¾"	22"	44"	Black	2	(2) 4"	(2) 8"	1LWP1



No. 1RF39



No. 1LWP4



No. 1LWP5



Structural Foam Housekeeping Cart Accessories

Handy replacements are designed to fit the carts listed. Nos. 1LWP4 and 1LWP5 are polyester fabric.

For Use With	L	W	H	Color	Item No.
Replacement Bags					
Nos. 1RF37, 1RF35, 1RF38, and 1RF36	10½"	17"	33"	Brown	1RF39
Nos. 1LWP1, 1LWP2, and 1LWP3	33"	10½"	17½"	Black	1LWP4
Pocket Bag					
Nos. 1LWP1, 1LWP2, and 1LWP3	28"	19½"	1½"	Black	1LWP5

No. 2RPH1



Deluxe High-Capacity Metal Housekeeping Carts

• *Ball-bearing locking casters are nonmarking*

No. 2RPG8 provides 8.8 cu. ft. of capacity and No. 2RPH1 provides 11 cu. ft. of capacity. Include one 34-gal. black fabric bag, vacuum holder, and 4 rotating bumpers. Durable steel carts are made of 30% postconsumer recycled steel. Shipped 80% preassembled, requiring only the addition of casters, handles, and bumpers.

L	W	H	Color	No. of Shelves	Casters	Item No.
49"	22"	50"	Black	3	(4) 8"	2RPG8
55"	22"	50"	Black	3	(4) 8"	2RPH1

No. 2RPG9



High-Capacity Metal Housekeeping Carts

• *Ball-bearing locking casters are nonmarking*

No. 2RPG9 has 9 cu. ft. of cabinet capacity and includes one 30-gal. black fabric bag. No. 2RPG6 has 10.2 cu. ft. of cabinet capacity and includes the 30-gal. black fabric bag, vacuum holder, and 4 rotating bumpers. Durable steel carts are made of 30% postconsumer recycled steel. Shipped 80% preassembled, requiring only the addition of casters, handles, and bumpers.

L	W	H	Color	No. of Shelves	Casters	Item No.
55"	22"	44"	Black	2	(4) 8"	2RPG9
55"	19"	50"	Black	3	(4) 8"	2RPG6



Deluxe High-Security Metal Housekeeping Cart

• *Ball-bearing locking casters are nonmarking*

15.3 cu. ft. of cabinet capacity, expands for 30% more linen storage capacity. Locking 4"-deep drawer. Includes 34-gal. mobile fabric bag, vacuum holder, and 4 rotating bumpers. Durable steel cart is made of 30% postconsumer recycled steel. Shipped 80% preassembled, requiring only the addition of casters, handles, and bumpers.

L	W	H	Color	No. of Shelves	Casters	Item No.
55"	22"	56"	Black	3	(4) 8"	2RPH2



Compact Metal Housekeeping Cart

• *Ball-bearing locking casters are nonmarking*

7.3 cu. ft. of cabinet capacity. Includes one 30-gal. black fabric bag. Durable steel cart is made of 30% postconsumer recycled steel. Shipped 80% preassembled, requiring only the addition of casters, handles, and bumpers.

L	W	H	Color	No. of Shelves	Casters	Item No.
49"	22"	44"	Black	2	(4) 8"	2RPG7



No. 2RPH8



No. 2RPH6



Metal Housekeeping Cart Accessories

Description	L	W	H	Color	Item No.
Protective Hood for Nos. 2RPG9, 2RPH1, 2RPH2	39"	19"	12½"	Black	2RPH3
Underdeck Glass Rack Holder for Nos. 2RPG9, 2RPH1, 2RPH2	20"	20"	8¼"	Black	2RPH5
Literature Holder for Nos. 2RPG8, 2RPH1, 2RPH2	¼"	10½"	28"	Black	2RPH8
Mobile Fabric Bag for Nos. 2RPG8, 2RPH1, 2RPH2	11"	18½"	35"	Black	2RPH6
Divided Fabric Bag for Nos. 2RPG6, 2RPG8, 2RPH1, 2RPH2	10"	17½"	33"	Black	2RPH7
Medium Size Fabric Bag for Nos. 2RPG7, 2RPG9	10"	17½"	26½"	Black	2RPH9
Long Fabric Bag for Nos. 2RPG6, 2RPG8, 2RPH1, 2RPH2	10"	17½"	33"	Black	2RPH1



No. 3U496



Stainless Steel Housekeeping Cart

- **Standard nonmarking casters**

Complete with vinyl bag, stainless steel trash lid, and dust mop retainers. 18- to 22-ga. corrosion-resistant stainless steel. Lockable lift-off door fits flush and is double-walled for strength and rigidity.

Item	L	W	H	Color	No. of Shelves	Casters	Item No.
Housekeeping Cart	38"	25"	42½"	Silver	3	(4) 5"	3U496
Replacement Bag	38"	25"	42½"	Blue	—	—	2U654



Epoxy-Coated Housekeeping Cart

- **Standard nonmarking casters**

Corrosion-resistant and impervious to common cleaning chemicals. Features adjustable shelves and auto-locking door. 3.2-bushel nylon reinforced bag has antibacterial protection and hook-and-loop attachment.

L	W	H	Color	No. of Shelves	Casters	Item No.
38"	20¼"	40"	Blue	3	(4) 4"	4KP68



No. 2U670



Epoxy-Coated Housekeeping Cart

- **Standard nonmarking casters**

Superior corrosion protection. Features lift-out rigid ABS liners for easy bottom tray cleaning. 30-gal. vinyl-reinforced bags attach with hook-and-loop fastener. Adjustable shelves and fold-away handles.

Item	L	W	H	Color	No. of Shelves	Casters	Item No.
Housekeeping Cart	38"	20¼"	40"	Blue	3	(4) 4"	2U670
Replacement Bag	—	—	—	Blue	—	—	2U659

Hospitality Source, LLC

Housekeeping Caddy and Door Stop Bags

Caddy and cart bags are designed with double and triple stitching, bar tacks on pockets, heavy-duty buttons and grommets, and 600D polyester material. Also feature PVC backing to help control moisture and cloth covered bottom board to prevent ripping and help bag maintain its shape.

No. 41H537 is used to hold a room door open while the housekeeper moves in and out of the room during cleaning.



No. 41H534
(Cart not included.)

Description	L	W	Item No.
6-Pocket Caddy Bag, Brown	32"	19"	41H534
9-Pocket Caddy Bag, Brown	32"	19"	41H535
Loop and Snap Cart Bag, Brown	36"	18"	41H536
Door Stop Bag, Black	7"	3"	41H537



Carry Tote

Conveniently holds quart bottles and other small cleaning items for 1-handed carrying. Durable plastic construction with handgrip.



L (in.)	H (in.)	D (in.)	Item No.
15½"	4½"	10½"	2NXW4

No. 2HEJ9



Standard Housekeeping Laundry Cart

- 1000 lb. capacity
- 2 rigid, 2 swivel casters
- Powder-coated finish
- 56"L x 21"W x 41"H

Simplifies collecting, sorting, and transporting linen, laundry, and housekeeping supplies. Features 3 shelves, 2 removable heavy-duty blue vinyl bags, and nonmarking rubber corner bumpers.

Description	Item No.
Standard	2HEJ9
Deluxe (Includes Glassware Shelf and Vacuum Bar)	2HEK1



3-Compartment Sorting Cart

- 4" polyurethane casters

Convenient cart includes 3 removable drawstring vinyl bags for easy sorting and collecting. Powder-coated frame is integrated into the hardwood base.

Volume Capacity	Load Cap.	L	W	H	Item No.
15.7 cu. ft.	600 lb.	36"	26"	35"	2HEJ8

No. 1MML5



Swivel Plate Casters

Durable casters feature precision ball bearings, thermoplastic rubber wheels, and thread guards

Wheel Dia.	Wheel Width	Load Rating	Overall Height	Inside Bolt Hole Spacing	Outside Bolt Hole Spacing	SWIVEL Item No.	SWIVEL WITH DIRECTIONAL LOCK Item No.
5"	1 1/4"	325 lb.	6 7/8"	1 3/4 x 2 13/16"	1 3/4 x 3 1/16"	1MML5	1MML6



Convertible Poly Laundry Truck

- Lightweight and durable polymer construction
- Molded hand grips
- Drain holes for easy drainage and cleaning

2 folding plastic shelves can be positioned horizontally or vertically for 3 different truck configurations. Position shelves horizontally for easy transport of and accessibility to fresh linen, or position shelves vertically to create a rolling bin for collection of soiled linen.

Load Cap.	Overall Height	Caster Type	Caster Size	Item No.
800 lb.	68"	(2) Rigid, (2) Swivel	6"	2HEG4



Royal No. 2HEJ7



Metro® No. 2TRK5

Bulk Poly Laundry Trucks

- Lightweight and durable polymer construction
- Molded hand grips
- Drain holes for easy drainage and cleaning

Large-capacity carts easily carry bulky, hard-to-handle items. Great for laundry or bulk supplies.

Load Cap.	Overall Height	Caster Type	Caster Size	Brand	Item No.
800 lb.	68"	(4) Swivel	6"	Royal	2HEJ7
800 lb.	68 1/4"	(4) Swivel	6"	Metro	2TRK5
800 lb.	68 1/4"	(2) Rigid, (2) Swivel	6"	Metro	2TRK6



FRIGIDAIRE

Washers

- **UL Listed**
- **ENERGY STAR® rated**

No. 31EV09—Versatile model features an automatic water level adjustment with 4 manual options and 8 wash cycles including delicates and heavy wash. Includes bleach and fabric softener dispensers.

No. 31EV06—Excellent, thorough cleaning with WaterFall™ wash technology, gentle Immersion Care™ cleaning motion, and a fresh water rinse. Wash cycles include whitest white, comforter and bedding settings. Silentdesign™ and vibration control system keep machine running quietly.

No. 31EV03—Convenient front-loading machine includes a Quick Wash™ setting for a full load of clean laundry in just 20 min. Ready Steam™ feature adds steam to the wash cycle to help lift stains. Vibration control system and Silentdesign™ keep machine running smoothly and quietly.



No. 31EV09



No. 31EV06



No. 31EV03

Washer Capacity	Color	H	W	D	Height with Lid Open	Number of Wash Cycles	Temp. Settings	Amps	Item No.
Top Load Washer									
3.4 cu. ft.	White	42½"	27"	29"	59"	8	3 Stage	8	31EV09
3.4 cu. ft.	White	43"	27"	29"	60"	14	5 Temperature Keys	4	31EV06
Front Load Washer									
3.9 cu. ft.	White	36"	27"	30⅝"	51⅞"	10	5 Temperature Keys	10	31EV03

FRIGIDAIRE

Dryers

• **UL Listed**
Large-capacity units dry even extra-large loads quickly and efficiently.

Nos. 31EV04 and 31EV05—Feature quick dry, One-Touch™ wrinkle release, and balance dry system.

Nos. 31EV10 and 31EV11—Largest capacity. Feature wrinkle release technology and reversible door.

Nos. 31EV07 and 31EV08—Feature Dry Sense™ technology, quick dry, and Energy Saver option.



No. 31EV04



No. 31EV10



No. 31EV07

Dryer Capacity	Color	H	W	D	Depth with Door Open	Dryer Cycle Settings	Temp. Settings	Amps	Voltage	Item No.
Electric Dryers										
7.0 cu. ft.	White	36"	27"	30⅝"	51⅞"	10	5 Temperature Keys	24	240	31EV04
7.0 cu. ft.	White	42½"	27"	29"	50"	8	3 Stage	24	240	31EV10
7.0 cu. ft.	White	43"	27"	29"	50"	14	5 Temperature Keys	30	240	31EV07
Gas Dryers										
7.0 cu. ft.	White	36"	27"	30⅝"	51⅞"	10	5 Temperature Keys	7	120	31EV05
7.0 cu. ft.	White	42½"	27"	29"	50"	8	3 Stage	9	120	31EV11
7.0 cu. ft.	White	43"	27"	29"	50"	14	5 Temperature Keys	9	120	31EV08

FRIGIDAIRE

Laundry Centers

- **ETL Listed**
- **Energy Star Rated**

Space-saving washer/dryer combination units provide a fast, gentle wash. Vibration control system allows balanced, smooth operation. Nos. 31EV14 and 31EV15 are high-efficiency and have stainless tubs.



No. 31EV12



Washer Capacity	Dryer Capacity	H	W	D	Depth with Door Open	Dryer Cycle Settings	Wash Cycle Settings	Amps	Voltage	Item No.
Electric										
4.0 cu. ft.	5.5 cu. ft.	76"	27"	31½"	47½"	3	8	22	240	31EV12
4.0 cu. ft.	5.5 cu. ft.	76"	27"	31½"	47½"	4	9	22	240	31EV14
Gas										
4.0 cu. ft.	5.5 cu. ft.	76"	27"	31½"	47½"	3	8	13	140	31EV13
4.0 cu. ft.	5.5 cu. ft.	76"	27"	31½"	47½"	4	9	13	140	31EV15



Stain Removers

Shout—All-temperature liquid stain remover is formulated with enzymes to penetrate, break up, and remove stains. Safe for colorfast washables.

Iron Out—Powder formula removes rust from white clothes, sinks, and toilets and easily rinses away without scrubbing.

Urine Off—Laundry pretreat formula features high performance bio-enzymes to remove even old, set-in urine stains and odors from bedding, clothing, wheelchairs, and more.

No. 20J188



Container Type	Size	Brand	Item No.	Pkg. Qty.
Trigger Spray Bottle	22 oz.	Shout	20J188	12
Plastic Bottle	28 oz.	Iron Out	4YJW2	1
Plastic Bottle	76 oz.	Iron Out	4YJW3	1
Jug	1 gal.	Urine Off	11Y794	1

Procter & Gamble

Liquid Fabric Softener

Fresh-scented liquid formula makes clothes fluffy, soft, and fragrant. Also helps reduce static cling.

Size	Item No.	Pkg. Qty.
51 oz.	1XEK4	8



Laundry Odor Eliminators

Fabric Freshener—Changes malodor compounds and causes them to evaporate. Eliminates odors caused by tobacco, food, urine and body odors. Fresh scent.

Odor Eliminator Laundry Additive Concentrate—Nontoxic, biodegradable formula eliminates odors from laundry including mildew, smoke, perspiration, and gasoline. Unscented.



No. 46E767

Item	Size	Brand	Item No.	Pkg. Qty.
Fabric Freshener	2.5L	Diversey	46E767	2
Laundry Additive Odor Eliminator Concentrate	5 gal.	Freshwave IAQ	39F984	1



No. 2TRP9



Laundry Detergent

Liquid and powder formulas help remove tough, ground-in dirt and stains. High-efficiency detergents are low-sudsing and especially formulated for high-efficiency washing machines. No. 11U172 is biodegradable, noncaustic to extend fabric life, and won't irritate your skin. Earth Friendly Products detergents are nontoxic, hypoallergenic, and contain a built-in fabric softener.

Description	Size	Fragrance	Item No.	Pkg. Qty.
Tide				
Powder Laundry Detergent	20 oz.	Fresh Scent	11Z506	15
Liquid Laundry Detergent, 2X Concentrate	50 oz.	Original Scent	2TRP9	6
High Efficiency Liquid Laundry Detergent	100 oz.	Original Scent	4XKT2	4
Greening The Cleaning				
Liquid Laundry Detergent	15 gal.	—	11U172	1
Earth Friendly Products				
High Efficiency Laundry Detergent	55 gal.	Magnolia and Lily	6VLC8	1
High Efficiency Laundry Detergent	55 gal.	Lavender	39N059	1



No. 15V286

No. 15V287



No. 5DMN2



Clotheslines and Accessories

Air-drying helps preserve fabrics and reduce energy use.

Description	Item No.	Pkg. Qty.
8 ft. Retractable Clothesline	15V282	1
40 ft. Retractable Clothesline	15V283	1
6-Line Extendable Clothesline	15V286	1
Aluminum Clothesline Pole	15V289	1
Clothespin Bag	15V287	1
Spring Clothespins, Plastic	5DMN2	100
Spring Clothespins, Wooden	5DML9	100
Spring Clothespins, Wooden	5DML8	50



Laundry Hampers

Resin Hampers— These weave-patterned, resin exterior hampers are designed to help you sort whites from colors in a double-bin hamper. 2 full-sized compartments hold 4 loads of laundry. When not in use, hampers fold for easy storage. Feature a flip-top lid with hook-and-loop tabs.

Fabric Hamper— This decorative hamper is clearly marked with “Lights” and “Darks” to help make sorting laundry easy. Features full-sized compartments that can hold extra-large loads of laundry with mesh drawstring top. Sturdy metal frame is removable for storing the hamper when not in use. Laminated interior is easy to clean and keeps mildew from forming on exterior fabric.

Wicker Hampers— Stylish wicker hampers store multiple loads of laundry. Designed from a moisture-resistant material.

Description	Material	L	W	Item No.
Resin Hampers				
1-Compartment	Resin	14"	14"	15V312
2-Compartment	Mesh/Resin	24"	24"	15V310
Fabric Hamper				
Lights/Darks Compartments	—	12½"	25"	15V311
Wicker Hampers				
Corner with Removable Bag	Steel/Canvas	15"	24"	15V313
Square with Cover	Steel/Wicker	13¾"	13½"	15V314
Square with Removable Bag	Steel/Canvas	14"	25"	15V315



No. 25TT98



Laundry Baskets

Wide selection of styles accommodates almost every decor and laundry need.



No. 25TT99

Description	Size	Item No.
1.25 bu. Volume Capacity - Rectangular	11"H x 17¾"W x 23¾"L	25TT98
1 bu. Volume Capacity - Round	11¾"H x 12⅞"-dia.	25TT99
2 bu. Volume Capacity - Round	16¼"H x 16¼"-dia.	25TU01



No. 5DMN4



No. 5DMN5



Laundry and Wash Bags

Mesh wash bags help protect delicates in the washer and dryer. Large-capacity cotton and nylon laundry bags are convenient for all your laundry needs.

Material	Color	L	W	Item No.
Mesh	White	24"	36"	5DMN3
Mesh	Green	24"	36"	5DMN4
Cotton	White	24"	36"	5DMN5
Nylon	White	24"	36"	5DMN6

• Other colors available on Grainger.com®



No. 38UZ96



No. 38VA28



Laundry Bags

These laundry bags are designed to keep laundry separate by washing clothes in the bag. They are often used for color-coding. Commonly used by commercial laundries, the U.S. military, and corrections.

H	W	L	Color	HEAVYWEIGHT	MEDIUMWEIGHT	LIGHTWEIGHT
				Item No.	Item No.	Item No.
No Closure						
½"	24"	36"	White	38VA04	38VA19	38VA26
½"	24"	36"	Green	38VA06	38VA21	—
½"	24"	36"	Blue	38VA07	38VA22	—
½"	24"	36"	Red	38VA08	38VA23	—
Drawcord Closure, ID Patch						
½"	24"	36"	White	38UZ98	38VA14	38VA25
½"	24"	36"	Green	38VA01	38VA16	—
½"	24"	36"	Blue	38VA02	38VA17	—
½"	24"	36"	Red	38VA03	38VA18	—
Rubber Closure, ID Patch						
½"	24"	36"	White	38UZ93	38VA09	38VA24
½"	24"	36"	Green	38UZ95	38VA11	—
½"	24"	36"	Blue	38UZ96	38VA12	—
½"	24"	36"	Red	38UZ97	38VA13	—
Zipper Closure						
½"	15"	20"	Green	—	38VA28	—



SINGER®
Electric Upright Steamer

- 1500W
- Steam ready in 45 sec.
- 90 min. steam output

Compact system has a telescoping hanger pole, pants-clip option, and fabric brush to quickly refresh guest clothing. Also features Auto-Off, crease attachment, rotating hanger, and removable, extra-large water tank.

Description	Water Cap.	Power Cord Length	Weight	Item No.
SteamWorks™ Pro	2.5L	5¾ ft.	11 lb.	16W505



SINGER®
Electronic Steam Press

- 1500W
- Easy-fill tank
- Die-cast aluminum base

Compact, portable press has fabric-specific electronic heat settings, variable steam selections, and steam bursts. Auto-Off has an alarm. Locks for storage and portability. Includes washable pad cover, pressing cushion, spray bottle, and measuring cup.

Description	Water Cap.	Power Cord Length	Weight	Item No.
ESP2 Magic Steam Press	300mL	6½ ft.	21.75 lb.	16W506



No. 33L639

SINGER®
Sewing Machines

Top drop-in bobbin-type machines feature onboard storage in the removable storage bed; also have a free arm for easy access to garments while sewing.

Number of Stitch Patterns	Stitches Per Minute	Stitch Length	Stitch Width	Button Hole Type	Needle Threader	Drop Feed	Item No.
11	1100	4mm	6mm	4-Step	No	Yes	33L639
23	1100	4mm	6mm	1-Step	Yes	Yes	33L640



bathroom

Bath Hardware	80-81
Faucets & Fixtures	82-85
ADA Shower Equipment	86-87
Shower Equipment	88
Sinks & Mirrors	89-91
Toilets & Urinals	92-95
Restroom Equipment	96-98
Soap, Sanitizers & Dispensers	99-101
Paper & Dispensers	102-103
Bathroom Accessories	104-105
Bathroom Fans	106

FEATURED PRODUCTS

Bathroom Fan, 120V,
60 Hz, 0.25A, 29.6W,
120 cfm, No Light

ITEM # 20JP66
Available on
Grainger.com[®]



Stainless Steel
Satin-Finish Grab Bar,
3"H x 24"W x 24"L

ITEM # 6RGJ5
PAGE 86



Commercial Heavy-Duty
Plastic Toilet Seat,
Elongated Shape

ITEM # 2P888
**PAGE
93**



Flush Valve Retrofit
Toilet Kit, Converts
Manual to Automatic,
Top Mounting Position

ITEM # 3UU59
PAGE 95





No. 10G186



No. 2VAL6



No. 4WMJ7



No. 1ECL6



No. 2VAL8



No. 4WMK7



No. 10G197



No. 15F406



No. 15F411



No. 5XTD4



Restroom Accessories

• More styles and finishes available at Grainger.com®

Description	Item No.
Towel Shelves	
18" Exposed Screw, Chrome	10G186
24" Exposed Screw, Chrome	10G187
24" Exposed Screw, Polished SS	10G188
18" Semi-Concealed, Chrome	10G189
24" Semi-Concealed, Chrome	10G190
24" Semi-Concealed, Polished SS	10G191
24" Towel Shelf w/Bar, Chrome-Plated	2VAL7
18" Stainless Steel Towel Shelf w/Double Drying Rod	4EEX3
24" Stainless Steel Towel Shelf w/Double Drying Rod	4EEX4
Towel Racks	
2-Guest Towel Rack, Chrome-Plated	5XTD3
3-Guest Towel Rack, Chrome-Plated	5XTD4
Towel Bar	
24" Towel Bar, Chrome-Plated	2VAL6
Shelves	
Toilet Partition Folding Shelf	4WMJ7
16" Stainless Steel Utility Shelf, No Backsplash	1ECL6
18" Stainless Steel Utility Shelf, No Backsplash	4WMK4
24" Stainless Steel Utility Shelf, No Backsplash	1ECN6
36" Stainless Steel Utility Shelf, No Backsplash	4WMK5
Hooks	
Single Hook, Chrome-Plated	4WMK7
Coat Hook and Bumper, Chrome-Plated	1ECL2
Double Robe Hook, Chrome-Plated	2VAL4
Stainless Steel Single Hook, Satin Finish	4WMK8
Stainless Steel Hat and Coat Hook, Satin Finish	4WMK9
Stainless Steel Robe Hook, Concealed Screws, Satin Finish	1ECL8
Square Clothes Hook, 2½ x 1¼", Satin Finish	1GYA7
Soap Dish	
Wall Mount Soap Dish, Chrome	2VAL8
Description	Item No.
Diamondback Bath Collection	
18" Towel Bar, Satin Nickel	15F393
24" Towel Bar, Polished Chrome	10G195
Towel Ring, Polished Chrome	10G197
Twin Robe Hook, Polished Chrome	10G196
Bathroom Hook, Satin Nickel	15F392
Paper Holder, Brushed Nickel	15F408
Infinity Bath Collection	
18" Towel Bar, Polished Chrome	15F406
24" Towel Bar, Polished Chrome	15F407
Towel Ring, Polished Chrome	15F405
Garment Hook, Polished Chrome	15F404
Maxwell Bath Collection	
18" Towel Bar, Polished Chrome	15F403
24" Towel Bar, Polished Chrome	10G192
Towel Ring, Polished Chrome	10G194
Twin Robe Hook, Polished Chrome	10G193
Tissue Holder, Satin	15F411



No. 15F344



No. 15F348

SPEAKMAN®
Neo™ Modern Bath Collection

Simple, modern design adds impact to luxurious decor.

Description	Item No.
5-Jet Fixed Showerhead	15F343
5-Jet Handheld Showerhead	15F344
Shower Valve, 3½" Deep	15F345
2-Handle 4" Centerset Faucet	15F348
2-Handle 8" Widespread Faucet	15F349
2-Handle 8" Widespread Curved Faucet	15F350



No. 15F375



No. 15F379

SPEAKMAN®
Alexandria™ Traditional Bath Collection

Traditional design enhances the elegance of bathroom decor.

Description	Item No.
5-Jet Fixed Showerhead	15F374
5-Jet Handheld Showerhead	15F375
Pressure Balance Shower Valve and Trim	15F376
2-Handle 4" Centerset Faucet	15F379
2-Handle 8" Widespread Bathroom Faucet	15F380
Wall-Mount Toilet Paper Holder	22FE59



No. 15F360



No. 15F361



No. 15F362

SPEAKMAN®
Caspian™ Contemporary Bath Collection

Streamlined design has contemporary flourishes.

Description	Item No.
5-Jet Fixed Showerhead	15F360
5-Jet Handheld Showerhead	15F361
Shower Valve, 3¾" Deep	15F362
2-Handle 8" Widespread Bathroom Faucet	15F366
Single Lever Bathroom Faucet	15F365



No. 15F366



No. 15F365





No. 2WLN7

VIDEO
AVAILABLE
on **Grainger.com**

No. 6MPG1

SPEAKMAN®

Showerheads

- 1/2" NPT connection
- Polished chrome finish

Adjustable jets deliver powerful, full-body spray. Plunger nozzle system delivers spray intensity at any water pressure. No. 2WLN7 has lower flow rate for water conservation.

Description	Flow Rate (gpm)	Face Dia. (in.)	Mfr. Model	Item No.
Anystream® 4-Jet, 32 Spray Adjustable	1.75	2 1/4	S-2253-E175	2WLN7
Anystream® 5-Jet, 50 Spray Adjustable w/Massage	2.5	3 1/4	S-2005-H	6MPG2
Anystream® 5-Jet, 50 Spray Adjustable w/Massage	2.5	4 1/10	S-2005-HB	2WLN5
Anystream® 6-Jet, 48 Spray Adjustable, Solid Brass	2.0	2 3/4	S-2252-E2	6MPG1
Anystream® 6-Jet, 48 Spray Adjustable, Solid Brass	2.5	2 3/4	S-2252	6MPG0
Anystream® 8-Jet, 64 Spray Adjustable, Solid Brass	2.5	3 3/8	S-2251	2WLN1



No. 3KTD8

VIDEO
AVAILABLE
on **Grainger.com**



Showerheads

- 1/2" NPT connection
- Polished chrome finish

Turbine spray at the lower flow rate reduces water consumption by up to 40%. No. 3KTD8 offers full or combination spray (both at 2.0 gpm) with auto-return that resets the flow rate to 1.5 gpm.

Description	Flow Rate (gpm)	Face Dia. (in.)	Mfr. Model	Item No.
FloWise® 3-Function Water Saving Showerhead	1.5	5 1/2	1660717.002	3KTD8
FloWise® Transitional 3-Function Water Saving Hand Shower	1.5	4 3/4	1660743.002	5UTL6



No. 4FEZ4



SLOAN®

Showerheads

- 1/2" NPT connection
- Polished chrome finish

Each features spring-loaded spray disk to prevent particle clogging and thumb-screw volume control.

Description	Flow Rate (gpm)	Face Dia. (in.)	Mfr. Model	Item No.
Institutional Self-Cleaning Showerhead, Vandalproof, Cast Brass	2.5	—	AC450-2.5	5E547
Cone within Cone Self-Cleaning Showerhead, Cast Brass	2	2 1/2	AC11-2.0	4FEZ4



Buy it for looks. Buy it for life.®

Showerhead

- 1/2" NPT connection
- Polished chrome finish

Showerhead helps conserve water without sacrificing performance. Features full spray, massage rinse, and combination spray. Water usage: 1.75 gpm. Meets ASME A112.18.1 and CSA B125.1.

Description	Flow Rate (gpm)	Face Dia. (in.)	Mfr. Model	Item No.
3-Function Showerhead	1.75	4	3233EP	4NEF1

**Hospitality Supplies
Online Catalog**

Get all the benefits of our print catalog combined with the searchable convenience of the web.

Visit **grainger.com/content/hospitalitycatalog**

TRIDENT™

Showerheads

- Fit to standard 1/2" water supply (MPT)
- Flow rate: 2.5 gpm

Description	Material of Construc.	Color/Finish	Item No.
Wall-Mount Showerheads			
Single Spray Head	Plastic	White	6PB75
Single Spray Head	Plastic	Chrome Plated	6PB76
Single Spray, Rubber Tips, Plastic Ball Joint	Plastic	Chrome Plated	6PB78
3 Spray Massage, Rubber Tips	Plastic	Chrome Plated	6PB90
5 Spray Massage, Rubber Tips	Plastic	Chrome Plated	6PB92
Cone Spray	Brass	Chrome Plated	6PB80
Cone Spray with On/Off	Brass	Chrome Plated	6PB81
Adjustable Spray Pattern, Wing Handle, 2.25" Dia.	Brass	Chrome Plated	6PB86
Handheld Showerheads			
3 Spray Massage, Rubber Tips, 59" Hose	Plastic	White	6PB95
3 Spray Massage, Rubber Tips, 59" Hose	Plastic	Chrome Plated	6PB96
5 Spray Massage, Rubber Tips, 72" Hose	Plastic	Chrome Plated	6PB99



Encore™
by Component Hardware

Antimicrobial Handheld Showerheads

SaniShower® with SANIGUARD® antimicrobial product protection uses an inorganic silver-ion technology to inhibit the growth of nonpublic health bacteria, molds, and mildews that can cause odors, staining, and product deterioration on the treated surfaces. They also keep the treated surfaces cleaner and fresher between routine cleanings.

Description	Flow Rate (gpm)	Mfr. Model	Item No.
With Shutoff	2.0	SS10-0200	2YDV8
Without Shutoff	2.0	SS10-0100	2YDV7



Kissler™

Rainfall-Style Showerhead

Showerhead with elegant European styling provides a luxurious, refreshing full-body spray. Easy to install with 1/2" IPS connection. Chrome finish.

Description	Flow Rate (gpm)	Face Dia. (in.)	Mfr. Model	Item No.
Rainflurry™ Showerhead	2.5	6	776-0080	34A824



American Standard

SPEAKMAN®

Shower and Tub Faucets

- 2.5 gpm, except No. 22FE16 is 1.5 gpm
- ADA compliant, except No. 22FE16

American Standard No. 5UTL7 includes water-saving handheld shower, 25" slide bar, drop ell, and 69" metal hose. Speakman No. 22FE16 has modern square styling. Certified to ASME A112.18.1/CSA B125.1 and NSF 61 standards.



No. 5UTL7



No. 2TGX2



No. 4NGW5



No. 22FE16

Description	Connec. (in.)	Handle Type	Material of Construc.	Brand	Mfr. Model	Item No.
Shower System w/Handheld Showerhead						
FloWise® Water-Saving Shower System Kit	1/2 NPT	—	Metal/Plastic	American Standard	1662743.002	5UTL7
Pressure Balancing Shower Valve						
Antiscald Valve w/Wall Plate	1/2 Sweat	Lever	Brass, Plastic, And Metal	Speakman	SM-3000	4NGW5
Trim Kits						
Colony® Soft Tub/Shower Trim Kit	1/2"	Metal Lever	Brass	American Standard	T675502.002	2TGX2
Tub Faucet						
Tub Faucet with Brushed Nickel Finish	1/2"	Lever	Brass	Speakman	SB-1531-BN	22FE16



No. 4XKZ5



No. 4THP6



No. 4NEJ4



No. 4THR1



Buy it for looks. Buy it for life.®



see what Delta can do



a Gerberit company



Lavatory Faucets

- *Chrome-plated finish (No. 4THP4 is polished chrome)*
- *ADA compliant*
- *Flow rate: 1.5 gpm (No. 5NTU2 is 2.2 gpm)*
- *Nos. 4THP4, 4THP6, 4NLK1, 4THR1, and 4THR2 are WaterSense® certified*

Single-Handle—Space-saving, easy-to-use faucets dispense aerated water, except No. 5UTT8 dispenses a water-saving laminar flow. Nos. 4THP4 and 4THP6 feature pressure compensation.

2-Handle—Design provides easy control of both water temperature and flow rate. No. 4THP3 features a pressure-compensating aerator. Nos. 4THR1 and 4THR2 feature pressure-compensating aerator and rigid/swivel gooseneck spout.

Connec. Size	No. of Holes	Mounting Centers	Faucet Material	Spout Length	Drain Type	Brand	Mfr. Model	Item No.	OEM Replacement Cartridge Item No.
Single-Handle Faucets									
<i>With Drain</i>									
1/2" IPS	3	4"	Brass	4 3/8"	Pop-Up	Moen	L4621	4XKZ5	5NTU5
1/2" NPSM	3	4"	Cast Brass	4 3/16"	Speed Connect® Pop-Up	American Standard	2175502.002	4THP4	2CYW7
3/8"	3	4"	Brass	5"	Pop-Up	Delta	520LF-HDF	10N782	—
<i>Without Drain</i>									
3/8" Compression	1 or 3	1 or 4"	Cast Brass	4 1/2"	Pop-Up	American Standard	1480100.002	4THP6	2CYX3
1/2" Male NPSM	2	4"	Low Lead Cast Brass	4 5/8"	None	Chicago Faucets	420-ABCP	5UTT8	—
1/2" IPS	3	4"	Brass	4 3/8"	None	Moen	L4605	4NEJ7	2P318
3/8" Compression	3	4"	Brass	5"	None	Delta	500-DST	4NLK1	—
2-Handle Faucets									
<i>With Drain</i>									
1/2"	3	4"	Cast Brass	4 5/8"	Pop-Up	Gerber	07-43-431	5NTU2	5NTU7
1/2" NPSM	3	4"	Metal	4 3/16"	Speed Connect® Pop-Up	American Standard	2275509.002	4THP3	2CYW4
<i>Without Drain</i>									
1/2" NPSM	2	4"	Cast Brass	5"	None	American Standard	7500170.002	4THR1	2CYV2
1/2" NPSM	3	8"	Cast Brass	5"	None	American Standard	6530170.002	4THR2	2CYV2
1/2" IPS	2	4"	Metal	4 1 1/32"	None	Moen Commercial	8800	4NEJ4	—



•Don't forget replacement batteries!



a Gerberit company

ECAS[®] Sensor Faucet without Drain

- *Chrome-plated finish*
- *ADA compliant*
- *3/8" compression connection*
- *Flow rate: 0.5 gpm at vandal-resistant outlet; separate 2.2 gpm aerator*
- *6VDC; lithium CRP2 battery included*

Brass construction has total lead content less than 0.25% by weighted average, while the faucet features above-deck electronics and dual-beam infrared sensors. External mixer has user-adjustable temperature control. Operating mode and sensor range can be adjusted by hand or with optional handheld PDA with Gerberit Commander™ software.

Description	Spout Type	Spout Length	Mfr. Model	Item No.
Single Hole, Deck Mount Contemporary w/External Mixer, Dual Supply	Integral Rigid Cast	5 1/8"	116.222.AB.1	5UTX1



Electronic Faucet

- **Chrome finish**
- **ADA compliant**
- **3/8" compression connection**
- **Flow rate: 0.5 gpm at vandal-resistant outlet**
- **Single-hole mounting**
- **Mounting center: 4"**
- **6VDC; lithium battery included**

Faucet features cast-brass construction and has an integral in-line strainer to protect the solenoid. Includes 15" stainless steel flexible supply hose and mounting hardware. Range can be manually adjusted with optional remote control No. 4THG8 (sold separately on Grainger.com®). Order optional 4" or 8" deck plate (Nos. 1FYB6 or 1YHY5) sold separately on Grainger.com®. Meets ADA, ANSI, ASME CSA, and NSF Standards.



Description	Spout Type	Mfr. Model	Item No.
Innsbrook, Selectronic® Proximity Lavatory Faucet®	Standard	6055205.002	4THG6



Infrared Sensor Faucets without Drain

- **ADA compliant**
- **3/8" compression connection**
- **4" mounting centers**

Optima Solis™—Uses light from any source to power the faucet. Integral, adjustable temperature control. Brass with chrome finish.

Optima Plus®—Faucets have pressure-compensating flow control and user-adjustable time out and sensor range settings. Brass with chrome finish. With Bak-Chek® tee for hot/cold supply and metal-jacketed wire protection for sensor leads or solenoid connections. Also feature low-battery indicator light. No. 5YJP9 features audible tone and automatic, self-adaptive sensing. All are vandal-resistant except No. 5YJP8.

Optima IQ®—Modular, 1-pc. construction keeps all components above-deck. Self-adapting double infrared sensors have automatic setup and maintenance indicator light. Die-cast, chrome-plated metal construction with magnetic solenoid valve. Include flexible high-pressure hose, strainer, and spout temperature mixer.

Sloan—Brass with chrome finish. Include Bak-Chek® tee for hot/cold supply and a 36" flex hose.



Description	Spout Type	Flow Rate	Sensor Range	Includes	Mfr. Model	Item No.
Deck Mounted (Include Appropriate Mounting Hardware)						
Optima Solis™	Standard	0.5 gpm	2" to 14"	Lithium Battery	EAF275-ISM	5YJP4
Optima Plus®	Standard	0.5 gpm	2" to 8"	(4) C Alkaline Battery, 4" Center Set Trim Plate	EBF85-4	5YJP9
Optima Plus®	Standard	0.5 gpm	2" to 7"	(4) AA Alkaline Battery, 4" Center Set Trim Plate	EBF615-4	5YJP6
Optima Plus®	Standard	0.5 gpm	2" to 7"	Integral 4" Base for Anti-Rotation, (4) AA Alkaline Battery	EBF650	5YJP7
Optima Plus® Laminar Flow	Gooseneck	2.2 gpm	2" to 7"	(4) AA Alkaline Battery, 4" Center Set Trim Plate	EBF750-4	5YJP8
Optima IQ®	Standard	2.2 gpm	2" to 14"	Lithium Battery	EAF150-ISM	5YJP2
Sloan Faucet	Standard	0.5 gpm	4" to 7"	(4) AA Alkaline Battery	SF2350	5WHX0
Sloan Faucet	Gooseneck	2.2 gpm	4" to 7"	(4) AA Alkaline Battery, 4" Center Set Trim Plate	SF2250-4	5WHW9
Sloan Faucet	Standard	0.5 gpm	4" to 7"	(4) AA Alkaline Battery, 4" Center Set Trim Plate	SF2150-4	5WHW8
Sloan Faucet	Standard	0.5 gpm	4" to 7"	(4) AA Alkaline Battery, 4" Center Set Trim Plate	SF2450-4	5WHX1
Wall Mounted (Include Appropriate Mounting Hardware)						
Optima Plus® Laminar Flow	Gooseneck	2.2 gpm	1" to 8"	(4) AA Alkaline Battery	EBF550	5YJP5



Bathroom Grab Bars

- **Weight capacity: 800 lb.**
- **ADA compliant**

Bars are designed to complement any decor while providing safety and security for guests' peace of mind. Stainless steel construction and mounting hardware. Fasteners Nos. 6UTC7 (4"L) or 6UTC8 (3½"L) sold separately at Grainger.com®. Meet FHA, VA, ANSI, and UFAS standards.



No. 6RGG4

Width	1¼" Dia. Item No.	1½" Dia. Item No.
18"	6RGG4	6RGG5
24"	6RGJ5	6RGG6
36"	6RGJ6	6RGG7
42"	6RGJ7	6RGG8



No. 4WMN2



Grab Bars

- **1½" dia.**
- **Meet ADA requirements when properly installed**
- **Nos. 4WMN2 to 4WMN4 weight capacity: 250 lb.**

Mount on any smooth surface to provide guests with a sense of safety. Satin finish on 304 stainless steel construction. Include stainless steel mounting hardware.

L (in.)	Item No.
12	4WMN2
16	4WMN3
18	5E957
24	5E958
36	5E959
42	5E960
48	4WMN4



Specialty Grab Bars

- **Weight capacity: 250 lb.**

Safety devices mount on any smooth surface to provide guest support and stability. Each includes stainless steel mounting hardware.

No. 4WMH5 is aluminum with plastic arm and rubber tip. Nos. 4WMG8 and 4WMH1 meet ADA requirements when properly installed. 304 stainless steel construction with satin finish. No. 4WMH6 is ADA compliant. Stainless steel with satin finish. No. 4WMJ4 is steel with white powder-coated finish.

Description	Dia. (in.)	Item No.
Standard Toilet Safety Rail	1	4WMH5
Floor-to-Wall, Right Hand	1½	4WMG8
Floor-to-Wall, Left Hand	1½	4WMH1
Tilt-Up Safety Arm	1¼	4WMH6
Bathtub Safety Bar	1	4WMJ4



Shower Seats and Tub Benches

ADA-compliant seating features strong 304 stainless steel frames to help guests feel safe and secure while bathing. White phenolic seat is comfortable and easy to clean. Wall-mount models can be mounted with wall blocking or WingIts® fastening system, sold separately at Grainger.com®.

Shower Seats—L-Shape seats are reversible (no need to distinguish left and right). Feature fold-down legs with cross supports for stability. Height adjusts within ADA requirements. Seats fold up to the wall when not in use. Rated up to 900 lb. capacity.

Tub Benches—No. 15E828 folds down to rest on the outside ledge of the tub for support. In the raised position the bench is held out of the way by a friction hinge. Meet ADA requirements for 250 lb. capacity.

Description	H (in.)	Item No.
L-Shape Reversible 26" x 22.5" Shower Seat With Legs	17 to 19	15E825
L-Shape Reversible 32" x 22.5" Shower Seat With Legs	17 to 19	15E826
Rectangular 24" x 15" Shower Seat With Legs	17 to 19	15E827
Permanent Tub Bench, 29" x 15"	2 ½	15E828
ADA Portable Tub Bench, 26.5" x 15"	15½ to 17½	15E829



No. 1GYB2



Tub/Shower Benches

- **ADA Compliant**

Help keep occupants safe while bathing.

No. 1GYB2—Hinged seat folds up and out of the way when not in use. White phenolic seat. Includes mounting screws.

Nos. 4EEEX1 and 4EEEX2—Backrests and armrests are both reversible for right or left side. White polyethylene bench and backrest. Include assembly kit.



No. 4EEEX2

Description	Frame	Brand	Item No.
L-Shape, Reversible, Wall-Mountable, Hinged, 34½"W x 22"D	304 Stainless Steel	Bradley	1GYB2
Adjustable with Backrest, 31¾"L x 19¼"W x 18 to 22"H	Anodize Aluminum Tubing	GA	4EEEX1
Adjustable with Backrest, Padded, 31¾"L x 19¼"W x 18 to 22"H	Anodize Aluminum Tubing	GA	4EEEX2



Freestanding Shower Stall

Knockdown construction allows easy portability and eases installation. Shower stall is mold- and mildew-resistant and includes a shower valve, curtain, self-draining soap dish, and shampoo container. The slip-resistant floor includes a drain. The Styrene Shower Door No. 4ARZ8 features a polished chrome finish.

Description	W (in.)	H (in.)	D (in.)	Connection	Mfr. Model	Item No.
Freestanding Shower Stall, 2.5 gpm	32	74¾	32	(M)NPT	80	4ARZ7
Styrene Shower Door	24	64	1	—	85.700	4ARZ8



No. 4ARZ7



No. 4ARZ8



Wheelchair-Accessible Terrazzo Shower Floor

Durable, easy-to clean, precast terrazzo material is made of black and white marble chips cast in white Portland cement. The 1-pc. shower floor has no threshold for easier wheelchair access and is ADA Compliant. Includes stainless steel strainer plates.

Description	W (in.)	H (in.)	D (in.)	Connection	Mfr. Model	Item No.
Shower Floor, Terrazzo, Stainless Steel Ramp, No Threshold	65	7	32	2"	ADAWN6030081	29RU40



Walk-In Tubs

These tubs feature a large walk-in door to provide you a safe, easily accessible, and comfortable bathing experience. Constructed of durable, fiberglass-reinforced acrylic with a watertight door system, deep soaking configuration, a built-in chair-height seat, and a textured floor for added safety. Include the Quick Drain® fast water removal system and a built-in grab bar for easier entering and exiting.

Description	W	L	H	Mfr. Model	Item No.
Walk-In Soaking Tub, White, Left-Hand Drain	28"	48"	37½"	2848.114.SLW	22JC99
Walk-In Whirlpool Tub, White, Right-Hand Drain	32½"	59½"	37½"	3260.214.WRW	22JD15
Walk-In Whirlpool and Air Spa Tub, White, Right-Hand Drain	32½"	59½"	37½"	3260.214.CRW	22JD17



No. 22JD15

Americans with Disabilities Act (ADA)

Grainger has a wide selection of the items you need to make your space ADA compliant. Go to Grainger.com® and search "ADA" for our assortment of ADA products. For information on ADA requirements and technical assistance, go to www.ADA.gov.



No. 1ATT5



No. 1ATT6

Hookless®
Patent 5,186,232

Shower Curtains

Embedded Flex-On® rings pop over the shower bar for quick, easy installation and removal. Water-repellent, with ultrasonic bottom hem to reduce mold buildup.

Description	Item No.
Beige Polyester, 71 x 74"L	1ATT5
Beige Polyester, 71 x 77"L	1ATT6



No. 4EEX9

No. 1ECL1



No. 6RGJ1

GA GRAINGER APPROVED WINGITS®

Shower Hardware

Shower Curtains—All sides are hemmed. White vinyl curtains are antifungal.

- **72"L**
- **Aluminum grommets**



No. 6RGJ4

Shower Curtain Rods—Curved rods are shaped to give up to 25% more room in the shower while keeping water in the tub. Compatible with standard shower curtains, with or without hooks. Reduced bow styles fit tighter bathrooms.

- **Rods include pivot brackets and mounting hardware**

Description	Brand	Item No.
Shower Curtains		
Translucent Vinyl, 36"	GA	4EEX5
White Vinyl, 36"	GA	4EEX9
White Nylon, 36"	GA	4EY4
White Vinyl, 42"	GA	4EY1
White Nylon, 42"	GA	4EY5
White Vinyl, 72"	GA	4EY2
White Nylon, 72"	GA	4EY6
Shower Curtain Rods		
Straight Rod, Chrome-Plated, 36"	GA	4EEW2
Straight Rod, Chrome-Plated, 42"	GA	4EEW3
Straight Rod, Chrome-Plated, 72"	GA	2VAN1
Curved Oval Rod, S.S., 57¾"	WingIt	6RGH8
Curved, Crescent Round Rod, S.S., 57¾"	WingIt	6RGH9
Reduced Bow Curved Oval Rod, S.S., 57¾"	WingIt	6RGJ0
Reduced Bow Curved Crescent Round Rod, S.S., 57¾"	WingIt	6RGJ1
Shower Curtain Hooks (Pkg. of 13)		
Stainless Steel	GA	1ECL1
Nickel-Plated Brass w/Roller Balls	GA	4EEW6
Shower Rod Accessories		
Cover Plates for Oval Shower Rods, Nos. Mfr. No. WOCBS5SP, WOCBS5-6SP	WingIt	6RGJ2
Cover Plates for Crescent Round Shower Rods, Nos. Mfr. No. WCRBS5SP, WCRBS5-6SP	WingIt	6RGJ3
Pivot Brackets for Crescent Round Shower Rods, Nos. 6RGH9, 6RGJ1	WingIt	6RGJ4



No. 2CJP1



No. 20UM90



Shower/Bath Rugs and Mats

- **White color**

Shower and Bath Mats—Textured, latex-free surface helps prevent slipping while suction cups on the back side help keep mat firmly in place. Ideal for use in shower stalls or bathtubs.

Bath Rugs—Made from Monaco cotton and have a nonskid cushion latex backing.

W	L	Brand	Item No.	Pkg. Qty.
Shower and Bath Mats				
13 ¹ / ₁₆ "	21 ³⁹ / ₆₄ "	GA	32WF53	4
15 ¹ / ₁₆ "	27 ¹ / ₂ "	GA	32WF54	4
17 ¹ / ₁₆ "	35 ¹³ / ₁₆ "	GA	32WF55	4
20 ¹³ / ₁₆ "	20 ¹³ / ₁₆ "	GA	32WF56	4
22 ¹ / ₂ "	14"	Rubbermaid	2CJP1	4
22 ¹ / ₄ "	22 ¹ / ₄ "	Rubbermaid	2CJP4	4

Description	Brand	24"L x 17"W Item No.	34"L x 21"W Item No.	36"L x 21"W Item No.	36"L x 24"W Item No.	40"L x 24"W Item No.	Pkg. Qty.
Bath Rugs							
29 oz. 1/2" Cut Pile	Lacey Mills	20UM89	20UM90	20UM91	20UM92	20UM93	1



Lavatory System

- ADA compliant
- 1/2" NPT inlet and 1 1/2" drain connections
- Flow rate: 0.5 gpm
- Working pressure: 20 to 80 psi
- Meets Greenguard certification for indoor air quality

Multiheight fixture is accessible by adults, children, and those with disabilities. Chemical-, stain-, burn-, and impact-resistant solid Terreon® surface is easily repaired. Single-supply connections and flow restrictors assure efficient operation. 24VAC operation; battery-operated faucet.



Description	Color	Operation Type	L (in.)	W (in.)	H (in.)	People Served	Item No.
High on Left and Right	Riverstone	Capacitive Sensing	92.88	29	17	3	3FLZ9



No. 1MEU8



Bradstone® Washfountains

- 1" supply and 2" drain connections
- Flow rate: 1.25 to 5 gpm
- Working pressure: 20 to 80 psi

Thermoseal polyester bowl has durable stainless steel scuff base and standard foot control. Low water consumption. Fountains come with 1 set of water supplies and 1 valve set for easy installation and cleanup. Liquid soap dispenser also included. 29 1/2" basin height. Carbon color. UPC Certified. Drain type A is an off-line vent with water supplies from below. Drain type B has central rising vent and water supplies from above.

Description	People Served	Overall H (in.)	DRAIN TYPE A	DRAIN TYPE B
			Item No.	Item No.
36" Semicircular	3	42 1/2	1MEU8	1MEU9
54" Semicircular	4	46 1/4	1MEV1	1MEV2



No. 1MEV8



Multi-Fount™ Sinks

- 1/2" NPT inlet and 1 1/2" drain connections
- Flow rate: 0.5 gpm
- Working pressure: 20 to 80 psi
- ADA compliant
- Meet Greenguard Certification for indoor air quality

Accommodate multiple users in the space of a single-head sink; spray heads are individually controlled by separate infrared sensors. Solid Terreon® surface is chemical-, stain-, burn-, and impact-resistant; easily repaired. Empire gray color. With 304 stainless steel pedestal frame and access panels. 24VAC. UPC Certified.

Description	No. of Spray Heads	Overall Length (in.)	Overall Width (in.)	Overall H (in.)	Item No.
Tri-Fount™	3	36	26	39 3/4	1MEV7
Quadra-Fount™	4	46	26	40	1MEV8



White Vitreous China Lavatory Sinks

- 1 1/4" drain opening
- Faucet not included

Durable, dependable sinks complement any decor.



No. 1VNW3



No. 1VNW7

Description	Faucet Mounting Centers	Overall Length	Overall Width	Overall Height	Bowl Size L x W x D	Back Splash	Mfr. Model	Item No.
Wall Mount (Includes Wall Hanger)								
Lucerne™, ADA Compliant	4"	18 1/4"	20 1/2"	12 1/8"	15" x 10" x 6 1/2"	Yes	0355012.020	1VNW3
Lucerne™, ADA Compliant	4"	18 1/4"	20 1/2"	12 1/8"	15" x 10" x 6 1/2"	Yes	0355012PL.020	15W679
Declyn™, ADA Compliant	4"	17"	18 1/2"	10"	14 1/4" x 10 3/4" x 6"	No	0321026.020	2NJL9
Lucerne™, ADA Compliant	8"	18 1/4"	20 1/2"	12 1/8"	15" x 10" x 6 1/2"	Yes	0356015.020	1VNW4
Murro Everclean®, ADA Compliant	4"	20 1/2"	21 1/4"	6 1/2"	15 1/2" x 13 1/2" x 5"	Yes	0954004EC.020	41H863
Undercounter Mount (Includes Cut-Out Template and Mounting Kit)								
Ovalyn™	—	17 3/8"	21 1/2"	7 1/2"	19" x 15 3/8" x 5 1/2"	No	0497221.020	1VNW6
Ovalyn™	—	17 3/8"	21 1/2"	7 1/2"	19" x 15 3/8" x 5 1/2"	No	0497221PL.020	15W680
Countertop Mount (Includes Cut-Out Template)								
Rondalyn®	4"	19 1/8"	19 1/8"	7 1/16"	15" x 12 1/8" x 5 3/4"	No	0491019.020	1VNW7
Aqualyn®	4"	17 3/8"	20 3/8"	7 5/8"	16" x 10" x 5 5/8"	No	0476028.020	1VNW8



No. 6MX Y3



No. 14C573



Medicine Cabinets

Builder-grade cabinets have attractive stainless steel framed mirrored doors mounted on piano hinges and a durable baked enamel steel body. Adjustable glass shelves are securely mounted on locking aluminum shelf clips.

Description	Body Material	H (in.)	W (in.)	D (in.)	Includes	Item No.
Recessed	Painted White Enamel Steel, 26 Ga.	26	16	4½	Mirrored Doors, Piano Hinges, Magnetic Door Catch, (3) ¼" Adjustable Glass Shelves	6MX Y3
Surface Mount	Painted White Enamel Steel, 26 Ga.	22	16	5	Mirrored Doors, Piano Hinges, Magnetic Door Catch, (2) ¼" Adjustable Glass Shelves	6MX Y4
Surface Mount	Painted White Enamel Steel	33¾	16	5	(3) Glass Shelves, Integral Light Fixture	14C573



Mirror

Theft-proof mirror features galvanized steel back with stainless steel frame. Includes mounting hardware.

H (in.)	W (in.)	D (in.)	Item No.
36	24	½	14C575



Ligature-Resistant Mirror

Designed to be both stylish and functional while creating a ligature-resistant environment. For use in behavioral/mental health facilities where anti-ligature products are required.

Body Material	W (in.)	H (in.)	D (in.)	Item No.
Stainless Steel	13	23 ²³ / ₆₄	¾ ₁₆	38C412



Anti-Ligature Mirror Guards

Complete your anti-ligature mirror installation with these aluminum anti-ligature mirror guards.

W (in.)	H (in.)	D (in.)	Item No.
18	1¼	⅝	38R019
24	1¼	⅝	38R020

No. 38R019





Make-Up Mirrors

Magnified 2-sided mirrors feature an adjustable arm that extends to where you need it. All are wall-mount, except free-standing model No. 30AC25. No. 30AC25 also features a 15x magnification mirror inset. 120V lighted mirrors are UL Listed and include an extra light bulb, mounting hardware, and 6-ft. cord.

Magnification	Dia.	W	Arm Length	Finish	Item No.
Wall-Mount					
<i>Direct Hardwire</i>					
5X	8"	10"	14"	Chrome	30AC21
5X	8"	10"	14"	Nickel	30AC19
5X	8"	10"	14"	Bronze	30AC17
5X	8"	10"	14"	Brass	30AC23
<i>Corded Plug-in</i>					
5X	8"	10"	14"	Chrome	30AC20
5X	8"	10"	14"	Nickel	30AC18
5X	8"	10"	14"	Bronze	30AC16
5X	8"	10"	14"	Brass	30AC22
5X	10"	11"	14"	Chrome	30AC24
Freestanding					
10X	10"	10"	8"	Nickel	30AC25



Wall-Mount Makeup Mirrors

Reversible magnification mirrors are designed to be mounted on wall, and feature an adjustable swing arm. Include mounting hardware.

Magnification	Dia.	W	Arm Length	Finish	Item No.
7X	8"	11"	13"	Bronze	30AC27
7X	8"	11"	13"	Chrome	30AC28
7X	8"	11"	13"	Nickel	30AC29



Pedestal Makeup Mirror

Magnification	Dia.	W	Arm Length	Finish	Item No.
5X	9"	9"	8"	Chrome	30AC26



MirrEdge™ Mirror Strip Installation Kits

These mirror framing systems transform unframed bathroom mirrors into framed centerpieces.

Material	For Mirror Size	MIRROR Item No.	WHITE Item No.	CHERRY WALNUT Item No.	ROYAL OAK Item No.
Acrylic	48" x 48"	45WK78	45WK90	—	—
Acrylic	60" x 60"	45WK81	45WK84	—	—
Wood Grain Plastic	60" x 60"	—	—	45WK79	45WK80
Wood Grain Plastic	60" x 60"	—	—	45WK82	45WK83



No. 15W681



Flush Valve Toilets

- *White, vitreous china*
- *Elongated bowl*
- *10" rough-in (floor-mount toilets)*
- *1½" top inlet spud*

Powerful, low-flow, direct-fed siphon jet-action flush provides more efficient cleaning and helps conserve water. Seats and flushometers sold separately.

Madera™ FloWise® No. 1YHZ1—High-efficiency toilet (HET) uses 20% less water than standard toilets. EverClean® surface inhibits the growth of stain- and odor-causing bacteria, mold, and mildew on the surface. Condensation channels route sweated water into the bowl.

Commercial-Grade Toilet Seat—Heavy-duty solid plastic seat has a stainless steel hinges.



No. 4TMH8

Description	Gal. per Flush	Water Surface Area	Bowl Height	Bowl Width	Bowl Depth	Mfr. Model	Case Qty.	Item No.
Floor Mount Toilets								
Madera™ FloWise®	1.28	10" x 12"	15"	14"	27¼"	3451001.020	1	1YHZ1
Madera™ FloWise® (Priced Each, Sold in Pallets of 6 Only)	1.1 to 1.6	10" x 12"	15"	14"	27¼"	2234001PL.020	6	15W677
Madera™ FloWise® less EverClean®	1.1 to 1.6	10" x 12"	15"	14"	27¼"	2234001.020	1	1ZKZ4
Madera™ FloWise® ADA EverClean® (Priced Each, Sold in Pallets of 6 Only)	1.1 to 1.6	10" x 12"	16½"	14"	27¼"	3043001PL.020	6	15W681

Description	Mfr. Model	Item No.
Commercial-Grade Toilet Seat		
Toilet Seat, Elongated, Open Front, Less Cover	5901100.020	4TMH8



No. 4TMH1

Replacement Parts are available; call 1-800-GRAINGER or see Grainger.com®.



Pressure-Assist Toilets

- *White vitreous china*
- *12" rough-in*
- *Toilet seats sold separately*

Floor-mount toilets compress air with water in the tank to create a push that effectively clears the bowl. High-efficiency toilets (HET) are EPA WaterSense® certified. EverClean® surface inhibits the growth of stain- and odor-causing bacteria, mold, and mildew on the surface. Sanitary dam prevents liquids from seeping between tank and bowl.



No. 4TMG8

Description	Gal. per Flush	Water Surface Area	H	W	D	Mounting Style	Mfr. Model	Item No.
Toilet Tank	1.1	None	14¼"	20½"	9"	—	4142100.020	4TMH1
Toilet Bowl, Elongated Front	1.1 to 1.6	10" x 12"	15"	14"	29¼"	Floor	3481001.020	4TMG9
Toilet Bowl, Elongated Front, ADA	1.1 to 1.6	10" x 12"	16½"	14"	29¼"	Floor	3483001.020	4TMG8



No. 3ETV1



No. 1ATP5

SLOAN. FLUSHMATE™

Pressure-Assist Flush System

Pressurized flush eliminates double flushing and clogs and saves water. Fewer moving parts, which extends service life. Includes tank-to-bowl gasket. Flush cartridge, upper supply, and lower supply are replacement parts for all Flushmate systems.

Note: Flushmate system is not sold as a retrofit component for a gravity-fed toilet.

Description	Mfr. Model	Item No.
System		
Flushmate® System for All OEM Except Kohler and 10" Rough-In Tanks	M-101526-F31	3ETV1
Replacement Parts		
Flush Cartridge	C-100500-KIT	1ATP5
Upper Supply	BU100505-KIT	1ATP7
Lower Supply	BL100504-KIT	1ATP9



Toilet Systems

- *Elongated bowl*
- *1½" top spud outlet*
- *11½" rough-in*

Fixed metering bypass system helps ensure water conservation. High-copper, low-zinc brass fittings resist dezincification. Include all mounting hardware.

No. 5NFL4 has a chrome-plated, quiet-operating exposed valve with free-spinning, vandal-resistant stop cap. It features an ADA-Compliant oscillating, nonhold-open handle and an adjustable tailpiece.

Nos. 5NFL5 and 5NFL3 have solar-powered, sensor-operated, dual flush systems that use power from any natural or artificial light as energy source; no need for electricity. A solar-powered sensor sets the flushing mechanism when a user is detected and completes the flush when the user steps away. Systems use 4 AA batteries as a back-up power source and have an LED low-battery indicator. ADA-compliant. Meet AMSE A112.19.2 and ASSE 1037.



Description	Gal. per Flush	Water Surface Area	H	W	D	Mfr. Model	Item No.
With Royal Manual Flushometer							
Wall Mount Toilet	1.28	9½" x 8¼"	14¼"	17½"	26¾"	WETS2050.1041	5NFL4
With Solis® Solar Powered Sensor Operated Flushometer							
Wall Mount Toilet	1.6/1.1	9½" x 8¼"	14¼"	17½"	26¾"	WETS2052.1201	5NFL5
Floor Mount Toilet	1.6/1.1	9½" x 8¼"	15"	15⅞"	26¾"	WETS2002.1201	5NFL3



Toilet Seats

- *Large, color-matched, molded-in bumpers*
- *All seats are white elongated*

Select models have the Bemis® STA-TITE® Commercial Fastening System™, which cuts installation time by ½ and anchors the seat to the bowl, eliminating the need to retighten. Excellent for high-traffic areas. The Bemis® Just•Lift® Hinge enhances cleanability on seats with that feature.

Commercial Plastic—Chemical-resistant injection-molded seats clean easily, and resist wear, chips, and stains. Stainless steel mounting hardware.

DuraGuard®—Antimicrobial properties are built in to protect the seat from the growth of microorganisms.

Slow-Close™—Color-matched, locked-in hinges quietly close the seat, the lid, or both, without wobbling. Seat and lid can be easily removed for cleaning.



Front Type	Cover	Hinge Design	Seat Height	Seat Width	Mfr. Model	Item No.
Commercial Plastic Toilet Seats						
Closed	Yes	Plastic	2¼"	14"	1900-000	2P890
Closed	Yes	Stainless Steel	2⅝"	14⅞"	7600TJ-000	6MPR2 *†
Open	No	Stainless Steel	2¾"	14¼"	1955CT-000	2P888 *
Open	Yes	Plastic	2¼"	14"	1950-000	2P891
Open	Yes	Stainless Steel	2⅝"	14⅞"	GR7650TJ	6MPR3 *†
Commercial Toilet Seats with DuraGuard®						
Closed	Yes	Stainless Steel	2¼"	14"	7800TDG-000	5AV30 *
Open	No	Stainless Steel	2¾"	14¼"	2155CT-000	5AV25 *
Open	Yes	Stainless Steel	2¼"	14"	7850TDG-000	5AV29 *†
Slow-Close™ Toilet Seats						
Closed	Yes	Plastic Lift-Off	2⅝"	14"	7BGR1200SLT 000	5AV12 *

* With Bemis® STA-TITE® Commercial Fastening System™. † With Bemis® Just•Lift® Hinge.



Feminine Hygiene Dispensers

Coin-operated dispensers offer a convenient and discrete way to meet the needs of your guests. Each dispenser holds 15 Pads Nos. 3U818 or 4HJ66 and 25 Tampons No. 3U822 (available separately on Grainger.com®). \$0.25 slots. No. 4HJ63 is made of 18-ga. 304 stainless steel. Starter kit includes 60 Maxithins® pads, 60 Tampax® tampons, and 60 disposal bags. For use with any dual sanitary napkin/tampon dispenser.

Description	Mfr. Model	Item No.
Dispensers		
Stainless Steel Vendor	D1-SS	4HJ63
White Metal Vendor	MT-1-25	3U821
Kits		
Starter Kit	MT-180	3U820





No. 4FB38



No. 4TMG5



No-Flush Urinals

- *White vitreous china*
- *Touch-free operation*
- *Install to standard 2" drain line*

Efficient systems conserve up to 40,000 gal. of water per unit per yr. Subject to local code approval.

Sloan—Cartridge system collects uric sediments and allows remaining liquid to flow through drain; good for up to 7000 uses. Biodegradable sealant liquid eliminates odors. Urinal includes wall hanging brackets and 1 cartridge. Additional cartridges sold separately.

American Standard FloWise® Flush Free Urinal—A large 48-oz. trapway allows for longer use before required maintenance. A unique drain insert helps prevent waste buildup and is easy to service. Unit provides up to 15,000 uses before requiring maintenance.

American Standard FloWise® Flush Free Replacement Kit—Includes two 16-oz. bottles of odor barrier liquid, 2 drain inserts, and 2 insert removal tools.

Description	H (in.)	W (in.)	D (in.)	Item No.
Sloan				
Waterfree Urinal	26¼	19¼	14¾	4FB38
Cartridge Kit	—	—	—	4FB39
Waterfree Urinal Cleaner Starter Kit	—	—	—	3ETX4
Replacement Cleaner Concentrate, 12 Uses	—	—	—	3ETX5
American Standard				
FloWise® Flush Free Urinal	24½	15¾	15½	4TMG5
FloWise® Flush Free Replacement Kit	—	—	—	4TMG6



No. 1ZKZ1



No. 15W678



Flush Valve Urinals

- *White vitreous china*
- *Meet all ANSI and ASME water conservation requirements*
- *¾" top inlet spud (included)*
- *Flush valve sold separately*

Low-consumption urinals have a powerful flushing action for efficient cleaning. Elongated rim (14" from wall) meets ADA requirements when installed at proper height.

No. 1ZKZ1 includes 2 wall hangers and outlet connection.

Description	Gal. Per Flush	Bowl Type	H (in.)	W (in.)	D (in.)	Mfr. Model	Item No.
Trimbrook™	1.0	Siphon Jet	26¾	17½	14	6561017.020	1ZKZ1
Washbrook® FloWise® High Efficiency Urinal	0.125 - 1.0	Washout	26¾	18¾	14¾	6590001PL.020	15W678



No. 2PPR5



No. 4TMG7



No. 2PPR4



Ultra-High-Efficiency Urinal Systems

- *White vitreous china*
- *Include flush valve*
- *No. 4TMG7 is EPA WaterSense® certified*

Ultra-low-consumption systems deliver up to 85% water savings over conventional 1.0 gpf urinals. Sloan models are vandal-resistant and have a diaphragm-style flushometer. American Standard No. 4TMG7 has a piston-style flushometer and an override so it can operate if battery fails. Manual range adjustment, or use Remote Control No. 4THG8, available on Grainger.com®.



Description	Gal. Per Flush	Bowl Type	H (in.)	W (in.)	D (in.)	Brand	Mfr. Model	Item No.
With Manual Flushometer								
High-Efficiency Urinal, Manual Operation	0.125	Washout	27	17	14¼	Sloan	WEUS1000.1001	2PPR5
With Sensor-Operated, Battery-Powered Flushometer								
Washbrook® FloWise® Selectronic® HEU	0.125	Washdown	26¾	18¾	14¾	American Standard	6590525.020	4TMG7
ECOS® OPTIMA Plus®, Battery Power, HEU Flushometer and Urinal	0.125	Washdown	25	17	14¼	Sloan	WEUS1000.1401	2PPR4



No. 4LW39



No. 5P013

SLOAN

Manual Flushometers

Exposed valves have free-spinning, vandal-resistant stop caps. Integral vacuum breaker helps prevent back siphoning. ADA-compliant oscillating, nonhold-open handles and an adjustable tailpiece. Meet ASSE 1037, ANSI/ASME 112.19.6 and Mil. Spec. V-29193. IAPMO listed; CSA Certified.

Gal. per Flush	Inlet Size	Spud Coupling	Rough-In	Mfr. Model	Item No.
Toilet					
1.6	1"	1½"	11½"	Royal 111	4LW39
1.6	1"	1½"	27"	Royal 116 1.6	4LW40
3.5	1"	1½"	11½"	Royal 110	5P009
3.5	1"	1½"	27"	Royal 116	5P011
Urinal					
1	¾"	¾"	11½"	Royal 186-1	4LW43
1.5	¾"	¾"	11½"	Royal 186	5P013
3.5	1"	1¼"	11½"	Royal 180	5P012



No. 2VEF7



No. 3UU59

SLOAN

ECOS/G2 Automatic Flushometers

- 11½" rough-in
- Include 4 AA batteries
- Meet ASSE 1037 and ANSI/ASME 112.19.6; Mil. Spec. V-29193; CSA Certified

Install exposed, battery-powered, sensor-operated flushometers on floor-mounted or wall-hung top spud bowls to help meet ADA requirements. Features include 3-sec. flush delay, manual override button, unit reset, and unit shutdown. 3-yr. warranty. Dual Flush Nos. 2VEF7 and 2VEF9 detect user presence and duration to determine more-efficient, effective flush volume—reduced cycle for liquid waste; full cycle for solid waste. Split-button design allows manual activation of either cycle. Include control module, flex tube diaphragm, installation strap wrench, screwdriver device, and 2 instructional wall plates. Urinal models have courtesy flush 24 hr. after last flushing cycle. Full units have quiet, diaphragm-type valves that can be used with either left- or right-hand supply; include valve body, tailpiece, and control stop.

Fixture Type	Inlet Size	Gal. per Flush	Spud Coupling	Mfr. Model	Item No.
Exposed Flushometers					
Toilet	1"	1.6/1.1	1½"	ECOS 8111	2VEF7
Toilet	1"	1.6	1½"	G2 8111	3UU62
Toilet	1"	1.28	1½"	G2 8111-1.28	2VED5
Urinal	¾"	1.5	¾"	G2 8186	3UU63
Urinal	¾"	1	¾"	G2 8186-1	3UU64
Urinal	¾"	0.5	¾"	ECOS 8186-0.5 OR	5XTG7
Retrofit Kits					
Toilet	—	1.6/1.1	—	ECOS RESS-C 1.6/1.1	2VEF9
Toilet	—	1.6 or 3.5, Depending on Regulator Installed	—	RESS-C	3UU59
Urinal	—	1.0 or 1.5, Depending on Regulator Installed	—	G2 RESS-U	3UU60

SLOAN



Automatic Flushometer Retrofit Converters

Installation tools included.

Side-Mount—Install without water shutoff. Adjustable sensor range. 24-hr. courtesy flush option. Does not include valve body, supply stop, or vacuum breaker. Metal cover.

Over-Handle—Simply slide unit over the flushometer handle and tighten. Can be adapted for left- or right-hand supply. Batteries included.



No. 1GAB2



No. 2TEU1

Mounting Position	Fixture Type	Brand	Mfr. Model	Item No.
Side	Toilet/Urinal	Sloan	EBV89AM	1GAB2
Side, Over Handle	Toilet/Urinal	Sloan	EBV200A	1GAB3
Side, Over Handle	Toilet/Urinal	Rubbermaid	FG401804A	2TEU1



dyson

Airblade™ Hand Dryer

- 50% quieter than original Dyson airblade dryers

Touch-free design provides an extremely fast and hygienic way to dry hands. Tough enough for high-traffic areas. HEPA filter removes 99.97% of bacteria at 0.3 microns from air used to dry hands. Engineered to fit a variety of restroom environments. NSF Certified.

Dry Time	H	W	D	Voltage	Amps	Item No.
12 sec.	26"	11 7/8"	9 3/4"	115	12	20RX04



No. 5W630



No. 3DYH3



Hand Dryers

- C-UL and CE Certified; XLERATOR® dryers are UL Listed

Industrial Dryers Nos. 5W630 and 5W631 have a porcelain enamel finish that won't break, dent, or scratch; excellent for high-use locations. Commercial Low-Profile dryer No. 3BU95 protrudes only 4" from wall for ADA Compliance.

XLERATOR® high-speed, energy-efficient dryers dry hands 3 times faster and use 80% less energy. Dryers are GreenSpec listed and can contribute to LEED points for energy efficiency. No. 2KJJ8 features a vandal-resistant cover. Nos. 2KJJ9 and 2KJK1 have a chip-resistant epoxy cover. ADA Recess Kit No. 3DYH4 converts dryers for ADA Compliance.

Nozzle Type	Cover	Activator	Dry Time	Voltage	Amps	Item No.
Dayton						
Industrial						
Swivel	Cast Iron	Push Button	30 sec.	115	20	5W630
Swivel	Cast Iron	Push Button	30 sec.	230	10	5W631
Fixed	Steel	Push Button	30 sec.	115	20	3NXE7
Commercial Low Profile						
Fixed	Cast Aluminum	Automatic	30 sec.	115, 200, 230	8/7/6	3BU95
XLERATOR®						
Dryers						
Integral	BMC	Automatic	10 sec.	115	12.5	2KJJ8
Integral	Zinc Diecast	Automatic	10 sec.	115	12.5	2KJJ9
Integral	Zinc Diecast	Automatic	10 sec.	115	12.5	2KJK1
Integral	Steel	Automatic	10 sec.	115	12.5	3DYH3
Accessories						
Noise-Reducing Nozzle	—	—	—	—	—	3PDE6
ADA Recess Kit, Stainless Steel	—	—	—	—	—	3DYH4



No. 3EB48



enMotion® Automatic Touchless Roll Towel Dispensing System

Roll Towels—High-capacity rolls for use with enMotion® touch-free dispensers. Soft, absorbent towels dry hands quickly. 800-ft. rolls with 10"W sheets. No. 6RA74 contains post-consumer and recovered fiber content.

Note: The enMotion® towel dispenser, owned by Georgia-Pacific Corporation, is not available for sale, but is subleased to end user customers by Grainger, an authorized distributor of this product. The Grainger price is therefore a one-time sublease acquisition fee. The sublease requires that only Georgia Pacific enMotion® product be used in this dispenser. You will receive your sublease registration form in the mail within 30 days of order placement. The sublease form will also register your enMotion® dispenser for Georgia Pacific's Lifetime satisfaction program.

Dispensers—Touch-free dispensers are activated by hand motion. Feature adjustable paper length (8", 12", or 16") and time-delay settings (1, 2, or 3 sec.). 4 D batteries included. Plastic, surface wall-mount.

Description	Core Dia.	Mfr. Model	Item No.	Pkg. Qty.	
Roll Towels					
High-Capacity Roll Towels, White	1 3/4"	89460	3EB46	6	
High-Capacity Roll Towels, White	1 5/8"	89490	6RA74	6	
H	W	D	Color	Mfr. Model	Item No.
Dispensers					
16 3/4"	14 3/4"	9 3/4"	Splash Blue	59460	3EB48
16 3/4"	14 3/4"	9 3/4"	Translucent Smoke	59462	3EB49



No. 4ECN2



No. 4TE15



Hardwood Roll Towels and Dispensers

Roll Towels—Reliable Envision® towel is soft and absorbent. Nos. 2U231, 4ECN3, and 2U232 are EcoLogo™ Certified and have 100% recycled content.

of cross-contamination. Up to 800-ft. capacity and reserve stub roll feature reduce service frequency. 12"H x 11 7/8"W x 9 3/4"D. Mounts directly to wall or with mounting bracket No. 4DB80 (sold separately on Grainger.com®).

Dispenser—Hands-free, "elbow-push" mechanical dispenser helps reduce risk

Core Dia.	Sheet Size	Roll Length	Color	Mfr. Model	Item No.	Pkg. Qty.
Roll Towels						
1 5/8"	Continuous	350 ft.	White	28706	4ECN2 *	12
1 5/8"	Continuous	350 ft.	Brown	26401	2U231 *	12
1 3/4"	Continuous	400 ft.	White	26610	6JHT0	6
1 5/8"	Continuous	800 ft.	White	26601	4ECN3 *	6
1 5/8"	Continuous	800 ft.	Brown	26301	2U232 *	6
Dispensers						
—	—	—	Translucent Smoke	54338	4TE15	1

* Meet EPA guidelines for post-consumer recycled fiber content.



Centerpull Hand Towels and Dispensers

SofPull® Towels—High-quality towels are soft, thick, and absorbent. Choose high capacity for use in high-traffic operations, regular capacity for consistent-use areas, and junior capacity for areas where saving space is critical.

Preference® Towels—2-ply embossed towels have great absorbency and softness.

Dispensers—One-at-a-time hands-free operation provides sanitary, contamination-resistant dispensing. High-capacity dispenser is for use in high-traffic areas and junior capacity is for areas where saving space is critical.



No. 4TH58

Description	Sheet Size	Color	Sheets per Roll	Mfr. Model	Item No.	Pkg. Qty.
Hand Towels						
SofPull® High-Capacity Towels	7 7/8" x 15"	White	560	28143	1PHJ3	4
SofPull® Regular-Capacity Towels	7 7/8" x 15"	White	320	28124	4TH48	6
SofPull® Junior-Capacity Towels	7 7/8" x 12"	White	275	28125	1FC67	8
Preference® Towels	8 1/4" x 12"	White	520	44000	4CJ91	6

Description	H	W	D	Mfr. Model	Item No.
SofPull® Dispensers					
High-Capacity	11 1/2"	10 7/8"	10 3/8"	58201	4TH58
Junior-Capacity	10 7/8"	6 1/16"	7 1/4"	58008	4TE14

No. 1ECK4



Folded Towel Dispensers

Surface mount to any flat surface.

Description	Cap.	H	W	D	Item No.
White/Steel (255) Multifold/(400) C-Fold		14 1/2"	11"	4"	1ECK7
Satin/Stainless Steel (350) Multifold/200 C-Fold		8"	11 1/4"	4"	1ECK3
White/Steel (400) S-Fold		6 5/16"	11 5/16"	5 1/16"	22LC61
Satin/Stainless Steel (255) Multifold/(400) C-Fold		14 1/2"	11"	4"	1ECK4

No. 4CJ95



Folded Towel Dispensers

Combination multifold/C-fold towel dispensers surface-mount to complement any decor. Covered key-lock design protects against waste and pilferage and makes refilling quick and easy.

Color	Material	Cap.	H	W	D	Mfr. Model	Item No.
Chrome	Steel	(600) Multifold/(500) C-Fold	15"	11 1/4"	4"	56620	1CF38
Translucent Smoke	Plastic	(600) Multifold/(400) C-Fold	15 3/8"	11 1/4"	5 1/4"	56650/01	4CJ95



No. 4CJ76



Folded Towels

• Nos. 2U228, 2U229, and 2U227 are EcoLogo™ Certified

Multifold—Interfolded for continuous one-at-a-time dispensing. Embossed design enhances performance.

C-Fold—Specially designed for added strength to reduce tabbing during dispensing. Embossed patterns enhance softness and absorbency.

Description	Folded Width	Color	Pack Count	Packs per Case	Mfr. Model	Item No.
Multifold, Sheet Size 9 3/16" x 9 3/8"						
Premium 2-Ply	3 1/4"	White	125	16	21000	3JG98
Economy 1-Ply	3 1/4"	White	250	16	24590	2U228 #
	3 1/4"	Brown	250	16	23304	2U229 #
C-Fold, Sheet Size 10 1/8" x 13 1/4"						
Premium 2-Ply	3 5/8"	White	120	12	23000	3JG99
Standard 1-Ply	3 5/8"	White	200	12	20241	4CJ76
Economy 1-Ply	3 5/8"	White	240	10	25190	2U227 #

Meet EPA guidelines for post-consumer recycled fiber content.



Paper Towels

Multifold—Interfolded for continuous one-at-a-time dispensing. Embossed design enhances performance.

C-Fold—Specially designed for added strength to reduce tabbing during dispensing. Embossed pattern enhances softness and absorbency.

Single Fold—Embossed towels are interfolded to provide continuous dispensing.



No. 36P068

Color	Ply	Sheet Size	Folded Width	Number of Sheets	Item No.	Pkg. Qty.
Multifold						
White	1	9 1/2" x 9 1/4"	3 1/4"	250	38C404	16
Brown	1	9 1/2" x 9 1/4"	3 1/4"	250	38C403	16 #
C-Fold						
White	1	10" x 12"	3 3/8"	200	36P069	12
Single Fold						
Brown	1	10" x 9 1/4"	5 1/16"	250	36P068	16



Bath Tissue Dispensers

Chrome-plated dispensers hold 4½"-wide roll of tissue up to 5" in dia. No. 3P895 is surface-mount. No. 3P914 is surface-mount with a concealed push-button hinge release.

Description	H	W	D	Item No.
Single w/Plastic Spindle	3¼"	8¾"	2"	3P895
2-Roll Side-By-Side	4¼"	10½"	2¾"	3P914
Repl. Spindle, White	—	6¼"	1"	3ZHT6
Repl. Spindle, Chrome	—	6¼"	1"	3ZHT8



No. 4TH54



Coreless Bath Tissue Dispensing System

Bath Tissue—EcoLogo™ Certified tissue has 100% recycled content. Soft, absorbent Compact® tissue eliminates stub roll waste. Unique poly package reduces inventory space and provides easier product storage and retrieval than corrugated boxes. 3⅞" x 4" white 2-ply sheets.

Bath Tissue Dispenser—Covered design fits any decor and allows one-at-a-time roll usage, while protecting spare roll. Compact® 2-roll dispenser holds up to 3000 2-ply sheets or 6000 1-ply sheets of coreless tissue.

Sheets per Roll	Mfr. Model	Item No.	Pkg. Qty.
Bath Tissue			
1000	19375	4TH42 #	36
1500	19378	1FC17 #	18

H	W	D	Color	Mfr. Model	Item No.
Compact® Bath Tissue Dispenser					
7⅞"	10⅞"	6¾"	Translucent Smoke	56784	4TH54

Meets EPA guidelines for post-consumer recycled fiber content.



No. 4TE17



Bath Tissue

Nos. 4TE17 and 1PHJ2 are EcoLogo™ Certified and have 100% recycled content.

Standard—Embossed white tissue fits most standard-size dispensers.

Jumbo—Soft, white bath tissue reduces maintenance costs, stub roll waste, and pilferage. Jumbo 9" rolls last up to 6 times longer than standard rolls.

Description	Ply	Roll Length	Mfr. Model	Item No.	Pkg. Qty.
Standard Rolls					
Angel Soft® ps Ultra	2	133 ft.	16560	5ERE6	60
Preference®	2	183 ft.	18280/01	2TRN8 #	80
Envision®	2	183 ft.	19880/01	4TE17 #	80
Jumbo Rolls					
Envision®	2	1000 ft.	12798	1PHJ2 #	8
Acclaim®	1	2000 ft.	13718	1PHJ1	8

Meets EPA guidelines for post-consumer recycled fiber content.



Bath Tissue Dispenser

Double roll dispenser dispenses one roll at a time. Door slides for easy access to next roll. Durable polypropylene, translucent smoke cover. ABS frame with steel lock. Includes mounting hardware.

Description	H	W	D	Item No.
Side-by-Side, 2-Roll	8"	13½"	4⅞"	22LC64

No. 4DJU8



Jumbo Roll Dispenser

Durable, high-impact, translucent smoke plastic with key-lock. See-through door eases monitoring of paper supply.

Description	H	W	D	Mfr. Model	Item No.
Jumbo 9" 2-Roll	11 ½"	20"	5 ½"	59209	4DJU8
Jumbo Sr. 1-Roll w/Stub Roll	16¾"	21 ½"	5 ⅞"	59350	4CJ96



No. 36P063



Bath Tissue

100% recycled content.

Standard Rolls—Soft, absorbent, and biodegradable. Safe for use in septic systems, boats and motor homes. Nos. 38C405 and 38C406 are Eco-Logo™ Certified.

Jumbo Rolls—Larger size extends the time between rolls changes to help reduce maintenance costs.

Description	Core Dia.	Ply	Roll Length	Item No.	Pkg. Qty.
Standard Rolls					
500-Sheet Roll	1 ⅝"	2	—	38C405 #	48
1000-Sheet Roll	1 ⅝"	1	—	38C406 #	48
Jumbo Rolls					
9" Dia.	3¼"	1	2000 ft.	36P063	8
9" Dia.	3¼"	2	1000 ft.	36P064	8
12" Dia.	3¼"	1	4000 ft.	36P065	6
12" Dia.	3¼"	2	2000 ft.	36P066	6

Meets EPA guidelines for post-consumer recycled fiber content.

Don't forget replacement batteries!



No. 2VEH4



No. 2VEH5

SLOAN

Deck-Mount Soap Dispensers

Electronic touch-free dispensers have chrome-plated cast brass spout and low soap level indicator. ADA Compliant.

Sensor Activated Liquid Soap Dispenser No. 2VEH4—Provides up to 75,000 activations with 4 D batteries (included). Soap refills sold separately; call your local branch.

Electronic Foam Soap Dispenser No. 2VEH5—Plugs into a 20VAC/6VDC electrical outlet. Disposable 1000mL soap refill No. 5XTH7 (sold separately on Grainger.com®) is easy to replace.

Description	H	W	D	Item No.
Soap Dispenser	4¼"	1 13/16"	5 3/8"	2VEH4
Soap Dispenser	4"	1 5/8"	4 1/4"	2VEH5



Lavatory- or Countertop-Mount Soap Dispensers

• **ADA Compliant**

For use with thin liquid soaps, synthetic detergents, and vegetable oil-based soaps. Stainless steel spout with corrosion-resistant valves that operate with less than 5 lb. of press force.



No. 1DYD3

Description	Size	H	W	D	Item No.
4"L Press Valve	32 oz.	16 1/2"	3 1/4"	5 3/8"	1DYD4
6"L Press Valve	32 oz.	16 1/2"	3 1/4"	7 3/8"	1DYD3



Monaco Soap Dish

Stainless steel construction with contemporary design coordinates with every decor. 4¼" x 3½" x 1½". Pkg. of 24.

Description	Mfr. Model	Item No.
Monaco Soap Dish	14703	41N715



Wall-Mount Bulk Soap Dispenser

Stainless steel push-in dispenser for liquid and lotion soaps. Resists tampering and theft. Top fill with service key.

Description	Size	H	W	D	Item No.
Soap/Lotion Dispenser	47 oz.	6 1/2"	7 7/32"	4 1/8"	6DMY0



No. 1AUP2



No. 1MBH6



CX™ Series Soap Dispensers

• **ADA Compliant**

Counter-mount foam dispensers are designed to keep sinks and counters clean. CX™ features a snap-in-place cartridge system and 1-hand push force. CXi™ is a touch-free system. Include 4 D batteries.

Description	Size	Color	Mfr. Model	Item No.
GOJO® CX Counter-Mount Manual	CX 1500 mL	Chrome	8500	1AUP2
GOJO® CXi Counter-Mount Touch-Free	CXi 1500 mL	Chrome	8520	1MBH6



Wall-Mounted Soap Dish

Classic chrome-finish dish accents any decor. 3 7/8" x 3 1/8". Includes mounting hardware.

Description	Item No.
Wall Mount Soap Dish, Chrome	2VAL8

No. 4HGW2



TFX™ Touch-Free Dispensers

Trouble-free operation. ADA Compliant. Purell® products dispense sanitizer; Gojo® products dispense foam soap. Include 3 C batteries.



Description	Size	Color	Mfr. Model	Item No.
PURELL® TFX™ Touch-Free	1200mL	Dove Gray	2720	1PKP9
PURELL® TFX™ Touch-Free	1200mL	Nickel	2780-12	4HGW2
PURELL® TFX™ Touch-Free	11¼" x 6⅞" x 4"	Brushed Metallic	2790-12-EEU00	4HGW3
GOJO® TFX™ Touch-Free	1200mL	Dove Gray	2740	1PKP7
GOJO® TFX™ Touch-Free	1200mL	Brushed Metallic	2799-12-EEU00	4HGW1
GOJO® TFX™ Touch-Free	1200mL	Nickel	2789-12	4HGW9

No. 40CP23



FMX™ Push-Style Dispensers

FMX™, FMX-12™, and FMX-20™ manually dispense soaps with 1-hand push operation. Include key lock. No. 1VZP4 is ADA Compliant for push force.



Description	Refill Size	Mfr. Model	Item No.
PURELL® FMX™ Foam Dispenser	1200mL	5120	1VZP4
GOJO® FMX-12™	1000mL and 1200mL	5150	3WU72
GOJO® FMX-20™	2000mL	5270-06	40CP23

No. 5VN15



NXT® Space Saver™ and Maximum Capacity™ Dispensers

Manually dispense soap with 1-hand push operation. ADA Compliant.



Description	Size	Color	Mfr. Model	Item No.
PURELL® NXT® Space Saver™	1000mL	Dove Gray	2120	5VN15
PURELL® NXT® Maximum Capacity™	2000mL	Dove Gray	2220	5VN41
GOJO® NXT® Maximum Capacity™	2000mL	Dove Gray	2230	5VN44

No. 1XHJ1



BIB Dispensers

Bag-In-Box dispensers are ADA Compliant for push force.



Description	Size	Color	Mfr. Model	Item No.
GOJO® Bag-in-Box	BIB 800mL	Ceramic White	9034	5W626
Tough Guy® Lotion Soap Dispenser	800mL	White	—	1XHJ1



Auto Foam Soap Dispenser Starter Kit

Touch-free system helps reduce the spread of germs and encourages use. Controlled dispensing also helps eliminate overuse and waste. Kit includes 1 dispenser, an 1100mL Enriched Foam™ lotion soap with moisturizers refill, and 4 C batteries. Disposable refill helps keep soap fresh and germ-free. Dispenser features include refill level and battery life indicators. ADA Compliant in force and one-handed operation.



Description	Mfr. Model	Item No.
Auto Foam Touch-Free Soap Dispenser	FG750334	15A694

No. 41D373



Foaming Hand Soap and Sanitizer

Pkg. of four 15.2-oz. pump dispensers.



Dial Complete®—High-level, broad-spectrum antibacterial soap with Activated Triclosan™ technology helps prevent the spread germs and bacteria. Unscented.

Dial® Basics—Lotion soap with aloe is mild and gentle on the skin; ideal for frequent washing. Dermatologist-tested and hypoallergenic. Light, fresh scent. Green Seal Certified®.

Description	Mfr. Model	Item No.
Dial® Complete Antibacterial	DIA 98606	41D372
Dial® Basics Lotion Soap with Aloe	DIA 98609	41D373



Soaps and Dispensers

No. 1LWU4 Green Certified Foam Handwash features biodegradable formula which is effective, yet mild enough for general hand washing. Certified by Green Seal® and EcoLogo™ to meet their joint standard (GS-41/CCD-104) for hand cleansers and hand soaps.

Description	Size	Fragrance	Brand	Mfr. Model	Dispenser Style	Item No.	USE WITH DISPENSER	
							Item No.	
Antibacterial/Antimicrobial								
Antimicrobial Handwash	1 gal.	Floral Balsam	Tough Guy	—	—	1XHJ5	4	—
Broad Spectrum Antimicrobial	1 gal.	Floral	Dial	DIA 88047	—	4XKR5	4	—
Broad Spectrum Antimicrobial	7.5 oz.	Floral	Dial	DIA 84014	—	4XKR6	12	—
Foam Soaps								
Green Certified Foam Handwash	1500mL	Unscented	Gojo	8565	Touch-Free	1LWU4	2	3EUF3 1
Green Certified Foam Handwash	1500mL	Unscented	Gojo	8565	CX	1LWU4	2	1AUP2 1
Green Certified Foam Handwash	1500mL	Unscented	Gojo	8565	CXI	1LWU4	2	1MBH6 1
Luxury Foam Handwash	1250mL	Cranberry	Gojo	5161-03	FMX	3CB52	3	3WU72 1
Luxury Foam Handwash	1500mL	Cranberry	Gojo	8561	Touch-Free	1AUP3	2	3EUF3 1
Luxury Foam Handwash	2000mL	Cranberry	Gojo	5261-02	FMX	3CB49	2	3WU71 1
Premium Foam Handwash with Skin Conditioners	1200mL	Cranberry	Gojo	5361-02	TFX	1PKN8	2	1PKP8 * 1
Shower/Shampoo/Bathing								
Luxury Foam Hair & Body Wash	2000mL	Cucumber Melon	Gojo	5263-02	FMX	3CB51	2	3WU71 1

* CX=counter mount system, FMX=foam soap system, NXT=high-capacity liquid soap system, TFX=touch-free system.



No. 1XHJ5

No. 1LWU4



No. 3CB49



No. 1PKN8



Hand Sanitizers and Dispensers

Kill 99.99% of most common germs that may cause illness. Nos. 3EUF4 and 3EUF5 have an advanced efficacy gel formula. Nos. 3CEX8 and 5GDJ9 have an alcohol-free formula that is nonflammable, FDA/NSF E3 Food Code Certified.

Description	Size	Brand	Mfr. Model	Dispenser Style	Item No.	Pkg. Qty.	USE WITH DISPENSER	
							Item No.	Pkg. Qty.
Gel Hand Sanitizers								
Advanced Instant Hand Sanitizer	1200mL	Purell	5496-04	TFX	3EUF4	4	1PKP9 *	1
Advanced Instant Hand Sanitizer	1200mL	Purell	6196-03	FMX	3EUF5	3	1VZP4	1
Hand Sanitizer	1 gal.	Zep Professional	R10924	Flat-Top	4YJZ5	4	1DYC9	1
Hand Sanitizer	500mL	Zep Professional	R10901	—	4YJZ4	12	—	—
Instant Hand Sanitizer	2 oz.	Purell	9689-24	—	3EUF6	24	—	—
Instant Hand Sanitizer with Dermglycerin System™	1200mL	Purell	5451-04	TFX	5GJZ5	4	1PKP9 *	1
Foam Hand Sanitizers								
Alcohol-Free Hand Sanitizer	8 oz.	Tough Guy	5GDJ9	—	5GDJ9	1	—	—
Alcohol-Free Hand Sanitizer	1000mL	Tough Guy	3CEX8	Touch-Free	3CEX8	2	3CEX7	1
Alcohol-Free Hand Sanitizer	1000mL	Tough Guy	3CEX8	Touch-Free	3CEX8	2	4GHV4	1
Accessories								
Hand Sanitizer Dispenser, White/Gray	—	Purell	2423-DS	—	4XVJ4	1	—	—
Monarch Black	—	Purell	2425-DS	—	4XVJ5	1	—	—

* TFX=touch-free system, FMX=foam soap system, NXT= high-capacity liquid system.



No. 3EUF6



No. 4YJZ4



No. 3CEX8

•Don't forget the batteries!



No. 4XVJ5



Metered Odor Control Dispenser

Dispenser has an LCD screen with visual countdown to next spray, and a low battery and refill indicator. Also features Intensity Plus Event for extra odor control delivery at preset times.

Description	Item No.
9000 Aerosol System Programmable Dispenser	
3 7/8"W x 9 7/16"H	22XA9
Refills	
Linen Refill for 3000 System	22XF3
Citrus Refill for 3000 System	22XF4
Bouquet Refill for 9000 System	22XF5



No. 22XA9



No. 22XF3

No. 1LYJ9



No. 4TE16



Georgia-Pacific



Envision® Bath and Facial Tissue

Economical tissues made with recycled fiber are an affordable solution for all areas and will please environmentally concerned guests. Facial Tissue is 2-ply.

Description	Rolls/Packs per Case	Item No.
Bath Tissue		
Standard, 1-Ply, 1210 Sheets per Roll	80	1LYJ9 #
Nonperforated, 1-Ply, 550 Sheets per Roll	80	4TE16 #†
Boxed Facial Tissue		
Flat Box, 8 x 8½" Sheet Size, 100 Sheets per Pack	30	2U250 #
Cube Box, 7¾ x 8¾" Sheet Size, 85 Sheets per Pack	36	4DJV5 #

Meet EPA guidelines for postconsumer recycled fiber content. † EcoLogo® certified.

No. 4DJV5



No. 2U250

No. 5ERE6



No. 5ERE4



No. 5ERE5



Georgia-Pacific

Angel Soft® ps Ultra Bath and Facial Tissue

2-ply white tissues offer premium softness and quality for guests in luxury hotels, fine dining, and top casinos. Bath Tissue has richly embossed sheets to help reduce usage. Fits standard dispensers. Facial Tissue has color indicator sheets to signal the need for refilling.

Description	Rolls/Packs per Case	Item No.
Bath Tissue		
Standard, 2-Ply, 400 Sheets per Roll	60	5ERE6
Boxed Facial Tissue		
Flat Box, 7¾ x 8¾" Sheet Size, 96 Sheets per Pack	30	5ERE4
Cube Box, 7¾ x 8½" Sheet Size, 125 Sheets per Pack	36	5ERE5

No. 2TRN8



No. 4DJV4



No. 2U251



Georgia-Pacific



Preference® Bath and Facial Tissue

Soft, absorbent 2-ply white tissues offer a cost-effective solution for high-traffic facilities. Embossed Bath Tissue fits standard dispensers. Near premium Facial Tissue has color contrast sheets to indicate when it's time to replace the box.

Description	Rolls/Packs per Case	Item No.
Bath Tissue		
Standard, 2-Ply, 550 Sheets per Roll	80	2TRN8 #
Standard, 2-Ply, 550 Sheets per Roll	40	4DJV1 #
Boxed Facial Tissue		
Flat Box, 7¾ x 8¾" Sheet Size, 100 Sheets per Pack	30	2U251 #
Cube Box, 8¾ x 8¾" Sheet Size, 100 Sheets per Pack	36	4DJV4 #

Meet EPA guidelines for postconsumer recycled fiber content.



Boxed Facial Tissue Dispenser

Durable, washable stainless steel dispenser provides years of service. It wipes clean quickly to prevent the spread of germs.

Description	H	W	D	Item No.
Flat Box Stainless Steel	2¾"	11¼"	5½"	1ECK6

Hospitality Solutions from Georgia-Pacific Professional



In the Guest Room



At the Breakfast Bar

In the Public Restroom

Georgia-Pacific Professional solutions can help upgrade a property's image and increase efficiency in public washrooms, guest rooms and foodservice areas.

For more information, call 1-800-GRAINGER, click on grainger.com/hospitalitysupplies or stop by your local branch.



Georgia-Pacific



No. 35MG19



No. 2ELE6



Baby Changing Stations

Wall-mounted stations provide a family-friendly location for parents and caregivers to change diapers. Appropriate for men's, women's, and family restrooms as well as common areas. Disposable table liners provide a barrier between the changing surface and baby.

Description	Closed Height	Closed Width	Closed Depth	Brand	Mfr. Model	Item No.
Polyethylene Baby Changing Station						
Vertical	15½"	12"	4"	Foundations	5806086	35MG25
Vertical	32"	19½"	4"	Foundations	100-EV-BP	39F736
Vertical	35½"	22"	5¼"	Koala Kare Products	KB101-00	2ELE6
Horizontal	15½"	34¼"	4"	Foundations	100-EH-P	39F735
Horizontal	15¾"	34¼"	4"	Foundations	100EH-SC	35MG24
Polypropylene Baby Changing Station						
Horizontal	22¼"	35¾"	4"	Koala Kare Products	KB200-00	6PXW4
Stainless Steel/Polyethylene Baby Changing Station						
Horizontal	21¾"	37¾"	4"	Foundations	100-SSC-SM	39F738
Stainless Steel Baby Changing Station						
Horizontal	21¾"	34"	1"	Foundations	100SS-R	35MG20
Horizontal	21¾"	34"	4"	Foundations	100SS-SM	35MG19
Vertical	35½"	23"	1"	Foundations	100SSV-R	35MG22
Vertical	35½"	23"	4"	Foundations	100SSV-SM	35MG21
Changing Table Liners for Baby Changing Stations, 19" x 13"						
Waterproof Changing Table Liners, Pkg. of 500				Foundations	036-LCR	39F741
3-Ply Biodegradable Paper Liners, Pkg. of 500				Koala Kare Products	KB150-99	2ELZ8



Baby Wall Seat

Fits inside restroom stall without compromising space. Seat has molded-in bag hook, Y-harness safety belt, concave bed, and head and side support. Includes mounting hardware.

Description	Closed Height	Closed Width	Closed Depth	Mfr. Model	Item No.
150-lb. Capacity	22¼"	13¼"	3¾"	67018	1MDU8



No. 5YL92

No. 2VEX5



No. 1ECK2



Toilet Seat Covers and Dispensers

Toilet Seat Covers—Biodegradable seat covers provide a hygienic barrier for sanitary protection.

Plastic Dispenser—Holds 500 ½-fold (11½"H x 16¼"W x 1½"D) seat covers.

Stainless Steel Dispenser—Holds 250 single-fold or ½-fold seat covers. 11"H x 15¾"W x 2"D.

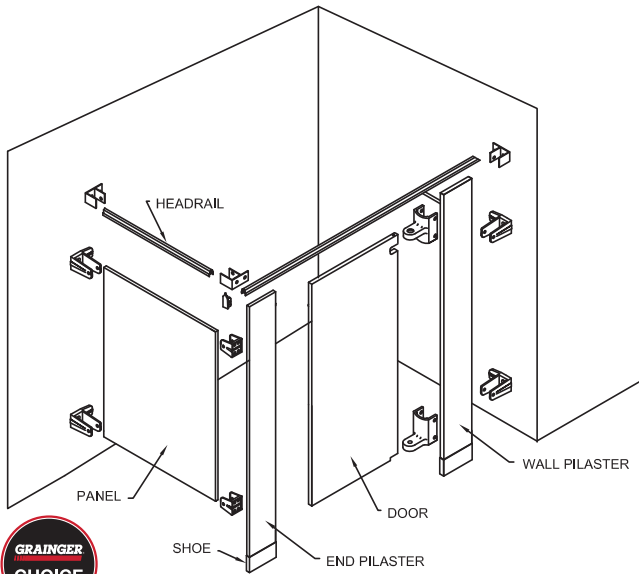
Description	Color	Sheets Per Pack	Packs Per Case	Item No.
Disposable Toilet Seat Covers				
¼ Fold, Paper	White	200	25	2VEX5
½ Fold, Paper	White	250	20	2VEX6
Toilet Seat Cover Dispensers				
Plastic for ½ Fold	White	—	—	2VEX8
304 22 Gauge Stainless Steel	Satin	—	—	1ECK2



Access Doors

Allow quick access to wall or ceiling compartments. Steel door conceals hidden opening. Paint 16-ga. frame and door to match wall. Flush-mounted door has pin hinge and screwdriver-operated lock.

Door Height	Door Width	Rough Opening Width	Rough Opening Height	Item No.
8"	8"	8¼"	8¼"	5YL92
12"	12"	12¼"	12¼"	5YL94
18"	18"	18¼"	18¼"	2VE85
24"	24"	24¼"	24¼"	5YL97



Bathroom Partition Kits

- Include all necessary components and hardware
- For a full selection of styles and colors, and for individual pieces, visit Grainger.com

Choose from a variety of materials, heights, widths, and depths to create the right-sized public bathroom stalls when building or remodeling.

Description	W	H	D	Color	Item No.
Baked Enamel Steel					
Single Compartment Toilet Partition	36"	82"	60"	Almond	7YP86
ADA Single Compartment Toilet Partition	61"	82"	62"	Almond	7YP88
Add-On Compartment for Partition	36"	82"	60"	Almond	7AG23
Floor-Mount Urinal/Privacy Screen	7"	70"	24"	Almond	7YP81
Floor-Mount Urinal/Privacy Screen	7"	70"	36"	Almond	7YP94
Stainless Steel					
Single Compartment Toilet Partition	36"	82"	60"	Satin	7A0A1
ADA Single Compartment Toilet Partition	61"	82"	62"	Satin	7A0A3
Add-On Compartment for Partition	36"	82"	60"	Satin	7AG22
Floor-Mount Urinal/Privacy Screen	7"	70"	24"	Satin	7A0A4
Floor-Mount Urinal/Privacy Screen	7"	70"	36"	Satin	7A0A5
Plastic Laminate					
Single Compartment Toilet Partition	36"	82"	60"	Almond	7AG25
Single Compartment Toilet Partition	36"	82"	60"	Sand	7AW47
ADA Single Compartment Toilet Partition	61"	82"	62"	Almond	7AG28
ADA Single Compartment Toilet Partition	61"	82"	62"	Sand	7AW51
Add-On Compartment for Partition	36"	82"	60"	Almond	7AG26
Add-On Compartment for Partition	36"	82"	60"	Sand	7AW49
Floor-Mount Urinal/Privacy Screen	7"	70"	24"	Almond	7AG29
Floor-Mount Urinal/Privacy Screen	7"	70"	24"	Sand	7AW53
Floor-Mount Urinal/Privacy Screen	7"	70"	36"	Almond	7AG30
Floor-Mount Urinal/Privacy Screen	7"	70"	36"	Sand	7AW55



Sharps Container

Puncture-resistant container provides safe, cost-effective sharps disposal. With locking top flap and rotating cylinder top.



Cap.	L	W	H	Item No.
1 1/4 gal.	12 1/2"	5 1/3"	10 1/3"	2TUW8



Restroom Signs

Contemporary signs feature identifiable pictograms and easy-to-read lettering to help guests quickly identify restrooms throughout your facility.

Nos. 6JKX2 and 6JKX6—Signs are reverse screened on acrylic and mount with included adhesive foam strips. Radius corners give a professional look.

Nos. 8ATM5, 8ATN9, and 2UWZ8—Include Braille for ADA compliance. Nos. 8ATM5 and 8ATN9 are plastic, surface-mount signs. No. 2UWZ8 includes adhesive mounting pads.

Description	Legend/Back Ground Color	Brand	Item No.
Men, 3"H x 9"W	White/Brown	United Visual Products	6JKX2
Women, 3"H x 9"W	White/Brown	United Visual Products	6JKX6
Men, 9 1/8"H x 7"W, ADA	White/Navy Blue	Intersign	8ATM5
Women, 9 1/8"H x 7"W, ADA	White/Navy Blue	Intersign	8ATN9
Men, Women, 9"H x 6"W, ADA, 2 Signs	White/Black	Cosco	2UWZ8



TAYLOR Bath Scales

- All digital scales include batteries
- Weighing surface same as overall dimensions

Digital Bath Scales—These models track weight and fitness goals using BMI (Body Mass Index) and feature a large readout with 4 memories.

Description	Cap.	Weighing Surface Depth	Weighing Surface Width	Item No.
Mechanical				
Steel, White Mat	136kg/300 lb.	2"	10 1/2"	3NZN7
Steel, Black Mat	136kg/300 lb.	2"	10 1/2"	3NZN8
5" Dial, Steel, White Mat	300 lb.	2"	11 1/2"	3NZP1
5" Dial, Steel, Black Mat	300 lb.	2"	11 1/2"	3NZP2
Digital				
1.3" SuperBrite Red LED, Plastic, 9 Volt Battery	150kg/330 lb.	3"	13 1/2"	3NZP5
1" LCD, Plastic	160kg/350 lb.	2"	12"	3NZP6
1.5" LCD, Plastic	160kg/350 lb.	2 1/2"	14"	3NZP7
1.2" LCD, Stainless Steel, Thin Profile, Blue Backlight	180kg/400 lb.	1 1/2"	13"	3NZP8
1" LCD, Tempered Glass	180kg/400 lb.	2 1/4"	14 1/4"	3NZP9



BROAN

ULTRA™ Series Fans

- 120V
- Ceiling-mount

These ultra-quiet fans have the quietest-available sound rating, to deliver intermittent and continuous ventilation without disturbing your guests' rest. Energy-efficient to save on operating costs. Designed for easy installation in either new construction or retrofit applications. ENERGY STAR® qualified. UL Listed, HVI Certified, and ASHRAE compliant.

Description	CFM @ 0.100" SP	Sones @ 0.100" SP @ 5 ft.	Amps	Duct Dia.	Grille L	Grille W	Housing H	Housing L	Housing W	Mfr. Model	Item No.
Fan	80	Less than 0.3	0.1	4" or 6"	13"	14"	7 ⁵ / ₈ "	10 ¹ / ₂ "	11 ³ / ₈ "	XB80	22CV87
Fan/Light	80	Less than 0.3	0.7	4" or 6"	13"	13 ³ / ₄ "	7 ⁵ / ₈ "	10 ¹ / ₂ "	11 ³ / ₈ "	XB80L	22CV89
Fan with Humidity Sensing	110	Less than 0.3	0.3	6"	13 ¹ / ₈ "	14"	7 ⁵ / ₈ "	10 ¹ / ₂ "	11 ³ / ₈ "	XB110H	22CV95
Fan/Light with Humidity Sensing	110	Less than 0.3	1	6"	13 ¹ / ₈ "	14"	7 ⁵ / ₈ "	10 ¹ / ₂ "	11 ³ / ₈ "	XB110HL	22CV96



No. 4C540

BROAN

Bulb-Type Fan/Heaters

Fan and heater can be operated independently or together. Easy-to-mount 4-pt. adjustable mounting brackets. White polymeric grilles and quiet plastic damper to prevent backdrafts. Use 250W, R40 infrared lamp (not included). UL Listed for 60° wiring/retrofits.

Description	CFM @ 0.100" SP	Sones @ 0.100" SP @ 5 ft.	Voltage	Amps	Heat Watts	Duct Dia.	Grille L	Grille W	Housing H	Housing L	Housing W	Mfr. Model	Item No.
1-Bulb	70	3.5	120V	2.5	250	4"	10 ¹ / ₄ "	10 ¹ / ₄ "	6 ³ / ₈ "	8 ¹ / ₂ "	8 ³ / ₈ "	162	4C538
2-Bulb	70	3.5	120V	4.5	500	4"	15 ⁵ / ₈ "	10 ¹ / ₄ "	6 ³ / ₈ "	14 ¹ / ₄ "	8 ³ / ₈ "	164	4C540



No. 4C379

No. 5AFH0

BROAN

Ceiling Fans

UL Listed for ceiling use over bathtubs and showers when connected to a GFCI-protected branch circuit. Nos. 1CVK8 and 5E831 are ENERGY STAR® qualified.

Humidity-Sensing— Fans turn on automatically when they detect a rapid rise in humidity. Auto-Off is adjustable from 5 to 60 min. Low-profile white polymeric grille. HVI Certified. No. 1CVK8 has ultra-silent operation.

Heavy-Duty— Designed for continuous operation in commercial applications. Prewired outlet box, built-in mounting bracket, and 4" dia. polymeric duct connector with built-in backdraft damper. Rugged metal grille.

Combination Fan/Heater/Lights— Type IC. Accept 100W incandescent lamps (sold separately on Grainger.com®). Each includes mounting brackets. HVI Certified. No. 3EJP9 features adjustable heater direction.

Description	CFM @ 0.100" SP	Sones @ 0.100" SP @ 5 ft.	Voltage	Amps	Duct Dia.	Grille L	Grille W	Housing H	Housing L	Housing W	Mfr. Model	Item No.
Ceiling Fans												
Humidity Sensing	100	1.5	120V	0.3	4"	13"	13 ³ / ₄ "	7 ⁵ / ₈ "	11 ³ / ₈ "	10 ¹ / ₂ "	QTRE100S	5AFH0
Humidity Sensing, Ultra Silent	110	0.7	120V	0.3	6"	12 ⁷ / ₈ "	13 ³ / ₄ "	7 ⁵ / ₈ "	11 ³ / ₈ "	10 ¹ / ₂ "	QTXE110S	1CVK8
Heavy-Duty	51	1.5	120VAC	0.40	—	—	—	—	—	—	HD50	5E831
Heavy-Duty	84	2.5	120VAC	0.50	—	—	—	—	—	—	HD80	5E832
Combination Fan/Heater/Light												
Incandescent	70	4.0	120V	12.8	4"	16 ³ / ₄ "	10 ⁵ / ₈ "	5 ³ / ₄ "	14 ¹ / ₄ "	8 ¹ / ₂ "	655	4C379
Incandescent	100	2.0	120V	14	4"	17 ¹ / ₂ "	11 ¹ / ₂ "	5 ⁷ / ₈ "	16"	10 ¹ / ₄ "	100HL	3EJP9





break room

Disposables & Dispensers	108-115
Food & Beverage	116-117
Break Room Supplies	118-119
Break Room Equipment	120-122

FEATURED PRODUCTS

30.5-oz. Classic Roast Coffee

ITEM # 45JR79
PAGE 116



Side-by-Side Stainless Steel Refrigerator, 26 cu. ft. Total Capacity

ITEM # 31EV18
PAGE 149



Plastic Fork Dispenser, 17-11/32"H x 8-1/4"W x 6-11/64"D, 80 Capacity

ITEM # 21AN12
PAGE 112

10-oz. Disposable Hot Cups, Pkg. of 300

ITEM # 12N418
PAGE 108





No. 12L824



No. 15J243



Paper Hot Cups

Disposable cups have attractive graphic designs to fit almost any style.

Size	Color	Brand	Item No.	Pkg. Qty.
4 oz.	White	Solo Cup	12L824	1000
8 oz.	Brown	Solo Cup	12N424	500
8 oz.	White	Dixie	15J139	500
8 oz.	White	Dixie	15J240	1000
8 oz.	Brown	Dixie	15J239	1000
10 oz.	Brown	Solo Cup	12N418	300
10 oz.	Brown	Dixie	15J241	1000
12 oz.	Brown	Solo Cup	12N420	300
12 oz.	White	Dixie	15J140	500
12 oz.	White	Dixie	15J244	1000
12 oz.	Brown	Dixie	15J243	1000



Simplicity
No. 6GED5



Javalicious
No. 6GEE2



Café
No. 1UCU8



Printed Cold/Hot Foam Cups

Disposable polystyrene cups are insulated to keep beverages hot or cold while attractive graphics provide a pop of color.

Size	WINCUP SIMPLICITY		WINCUP JAVALICIOUS		DART CAFÉ	
	Item No.	Pkg. Qty.	Item No.	Pkg. Qty.	Item No.	Pkg. Qty.
8 oz.	6GED4	1000	6GEE1	1000	23UA71	1000
12 oz.	6GED5	1000	6GEE2	1000	1UCU8	1000
16 oz.	6GED6	500	6GEE3	500	23UA72	500
20 oz.	6GED7	500	6GEE4	500	23UA73	500
24 oz.	6GED8	300	6GEE5	300	—	—



No. 15J209



No. 15J214



Hot Cup Lids

Disposable lids protect you from spills and allow you to easily sip coffee when you're on the move.

Fits Cup Size	Color	Item No.	Pkg. Qty.
Tear Back			
10 oz.	White	15J214	1000
10 to 20 oz.	White	15J215	1000
Drink Thru			
8 oz.	White	15J207	1000
12 to 20 oz.	White	15J208	1000
12 to 20 oz.	Black	15J209	1000
20 or 24 oz.	White	15J210	1000
20 or 24 oz.	Black	15J211	1000



No. 4KMV5
(Cups and Lids Sold Separately)

Cup Sleeves

Use paper sleeves to help protect your hands and hold hot beverages comfortably.

Description	Item No.	Pkg. Qty.
Corrugated Hot Cup Sleeves, Brown, Fit 8-oz. Cups	1PTV8	1200
Corrugated Hot Cup Sleeves, Brown, Fit 10 to 20-oz. Cups	1PTV3	1200
Eco-Clutch Paperboard Sleeve, Fits 10 to 20-oz. Cups	4KMV5	1200



No. 1PTR3



Insulated PerfectTouch® Cups

Temperature-preserving foam cups please customers with comfortable textured grip and an attractive design.

Size	INSULATED CUPS		DRINK THRU DOME LID, WHITE	
	Item No.	Pkg. Qty.	Item No.	Pkg. Qty.
8 oz.	1PTR3	500	1PTT5	1000
12 oz.	1PTR8	500	4KMU8	500
16 oz.	1PTU6	500	4KMU8	500
20 oz.	15J221	500	15J210	1000



Cold/Hot Cups and Lids

Polystyrene foam cups are insulated to keep beverages cold or hot longer.



Cold/Hot Cup



Vented Lid



Straw Slot Lid



Tear Tab Lid



Drink Thru Lid

Size	COLD/HOT CUPS		TRANSLUCENT VENTED LID		TRANSLUCENT STRAW SLOT LID		WHITE TEAR TAB, DRINK THRU		WHITE DRINK THRU, DOME	
	Item No.	Pkg. Qty.	Item No.	Pkg. Qty.	Item No.	Pkg. Qty.	Item No.	Pkg. Qty.	Item No.	Pkg. Qty.
4 oz.	6GEA6	1000	6GEG4	1000	—	—	—	—	—	—
6 oz.	6GEA7	1000	6GEG5	1000	—	—	—	—	—	—
8 oz.	6GEA8	1000	6GUK6	1000	6GUK7	1000	6GUK8	1000	—	—
10 oz.	6GEA9	1000	6GUK9	1000	6GULO	1000	6GUL1	1000	—	—
12 oz.	6GEC0	1000	6GUL5	1000	6GUL6	1000	6GUL7	1000	6GUL8	1000
14 oz.	6GEC1	1000	6GUL5	1000	6GUL6	1000	6GUL7	1000	6GUL8	1000
16 oz.	6GEC2	500	6GUL5	1000	6GUL6	1000	6GUL7	1000	6GUL8	1000
20 oz.	6GEC3	500	6GUL5	1000	6GUL6	1000	6GUL7	1000	6GUL8	1000
24 oz.	6GEC4	300	6GUL5	1000	6GUL6	1000	6GUL7	1000	6GUL8	1000
32 oz.	6GEC5	500	—	—	6GUM1	500	—	—	—	—
42 oz.	6GEC6	250	—	—	6GUM1	500	—	—	—	—



No. 12N438



FK Fabri-Kal

Plastic Cold Cups

Lightweight cups hold any iced or cold beverage and are disposable for easy cleanup. See-through design makes it easy to see how much drink you have left and when it's time for a refill.

Size	TRANSLUCENT			CLEAR		
	Item No.	Brand	Pkg. Qty.	Item No.	Brand	Pkg. Qty.
5 oz.	12N438	Solo	750	—	—	—
7 oz.	12N439	Solo	750	—	—	—
9 oz.	4KMV6	Fabrikal	2500	—	—	—
10 oz.	12N435	Solo	500	—	—	—
12 oz.	12N436	Solo	500	1UCU1	Dixie	500
12 oz.	—	—	—	2ERV2	Fabrikal	1000
16 oz.	—	—	—	2ERV3	Fabrikal	1000
16 oz.	2ERV1	Fabrikal	1000	1UCT9	Dixie	500



No. 2ERV2



No. 25K814

No. 15J133



Paper Cold Cups

Convenient disposable cups hold any iced or cold beverage and are easy to dispose of when finished.

Size	Pattern	Brand	Item No.	Pkg. Qty.
Cone Cups				
4 oz.	Bare	Solo Cup	12N416	5000
4.25 oz.	White	GA	25K814	200
4.25 oz.	White	GA	25K815	1000
Flat Bottom Cups				
4 oz.	White	Solo Cup	12N414	5000
5 oz.	Pathways	Dixie	15J133	1200
12 oz.	Pathways	Dixie	15J132	1200
12 oz.	Jazz	Solo Cup	13A996	2000
16 oz.	Jazz	Solo Cup	12N447	1000



No. 6ADK7



No. 6ADL1



No. 6ADL2



No. 6ADL3



No. 6ADP5



EZ-Fit® Cup Dispensers

Accommodate any size of disposable cup. The one-size-fits-all EZ-Fit® gasket design works with paper, plastic, and foam beverage cups. In-counter models can be mounted vertically or horizontally. Countertop models are designed to allow for maximum flexibility while minimizing counter space.

Description	Holds	Material	Item No.
In-Counter			
1 Portion Cup Dispenser	½ to 2 ½ oz. Cups	Plastic	6ADK6
1 Cup Dispenser	6 to 24 oz. Cups	Plastic	6ADK7
1 Cup Dispenser	8 to 46 oz. Cups	Plastic	6ADK8
1 Cup Dispenser	32 to 64 oz. Cups	Plastic	6ADK9

Description	Holds	Material	Item No.
Countertop			
2 Cup Dispenser System	8 to 46 oz. Cups	Stainless, Plastic	6ADL0
3 Cup Dispenser System	8 to 46 oz. Cups	Stainless, Plastic	6ADL1
2 Cup Dispenser System	8 to 46 oz. Cups	Plastic	6ADL2
3 Cup Dispenser System	8 to 46 oz. Cups	Plastic	6ADL3
2 Portion Cup Dispenser	½ to 2 ½ oz. Cups	Stainless, Plastic	6ADP5



No. 6ADN9



No. 6ADL5



No. 6ADP4



No. 6ADL6



No. 6ADN7



No. 6ADN8



Surface-Mount and Pull-Type Cup Dispensers

Ideal for under the counter, wall mounting, or even end cap applications. Adjustable collar easily conforms to each cup size, ensuring optimal dispensing without damage to cups. Surface-mount design can be mounted horizontally, vertically, or at a 45° position with different springs for each type of application.

Description	Material	Tube Length (in.)	Tube Dia. (in.)	Item No.
Pull-Type Cup Dispensers				
Holds 3 to 5 oz. Cups	Plastic	16	3½	6ADP0
Holds 3 to 5 oz. Cups	Stainless	16	3	6ADN9
Holds 4 to 10 oz. Cups	Plastic	16	4½	6ADL4
Holds 4 to 10 oz. Foam Cups	Plastic	23½	4¾	6ADP1
Holds 4 to 10 oz. Cups	Plastic	23½	4¾	6ADP2
Holds 4½ to 12 oz. Cups	Plastic	16	4¾	6ADL8
Holds 6 to 10 oz. Cups	Stainless	23½	4¾	6ADL7
Holds 8 to 24 oz. Cups	Stainless	16	4¾	6ADN3
Holds 12 to 24 oz. Cups	Stainless	23½	5	6ADN2
Holds 12 to 24 oz. Foam Cups	Plastic	23½	4¾	6ADP3
Holds 32 to 46 oz. Cups	Stainless	23½	6¼	6ADN6

Description	Material	Tube Length (in.)	Tube Dia. (in.)	Item No.
Counter-Mount Cup Dispensers				
Holds 6 to 10 oz. Cups	Stainless	23½	6	6ADL5
Holds 12 to 24 oz. Cups	Stainless	23½	6½	6ADL9
Holds 32 to 46 oz. Cups	Stainless	23½	7½	6ADN4
Holds 8 to 44 oz. Cups	Plastic	23½	7½	6ADP4
Surface-Mount Cup Dispensers				
Holds 6 to 10 oz. Cups	Stainless	23½	4¾	6ADL6
Holds 12 to 24 oz. Cups	Stainless	23½	5	6ADN0
Holds 12 to 24 oz. Cups	Stainless	23½	5	6ADN1
Holds 32 to 46 oz. Cups	Stainless	23½	6¼	6ADN5
Countertop Cup and Lid Dispenser Stand				
Holds 4 Wall Mount Dispensers	Steel	—	—	6ADN7
Countertop Cup and Lid Dispenser Kit				
Includes 1 Stand, 2 Cup Dispensers, 1 Lid Dispenser	Stainless	—	—	6ADN8



No. 4KDJ2



No. 4KDJ6



No. 4KDJ9



Cup and Lid Dispensers

Stainless steel construction. Cup dispensers fit all standard sizes of disposable cups.

Gravity-Feed Cup Dispensers—Tube-shaped dispensers adjust to fit: small holds 6- to 11-oz. cups and large holds 24- to 46-oz. cups. 2 quick-release mounting brackets for wall mounting.

Countertop Lid and Straw Dispenser—Divider adjusts to accommodate all standard lid sizes. Straw panel can be removed for additional lid storage. 2 key-lock holes for wall mounting.

Adjustable Cup Dispensers—Vertical cabinets have spring-loaded holders to dispense 1 cup at a time.

Description	Holds	Item No.
Gravity-Feed Cup Dispensers		
Small	6 - 11 oz cups	4KDJ2
Large	12 - 24 oz cups	4KDJ3
Countertop Lid and Straw Dispenser		
4 Station, Counter	Lids and Straws	4KDJ6
Adjustable Cup Dispensers		
2-Cup	8 - 48 oz cups	4KDJ7
3-Cup	8 - 48 oz cups	4KDJ8
4-Cup	8 - 48 oz cups	4KDJ9



No. 6CAG1



No. 6CAG7



No. 6CAG0



No. 6CAF8



No. 6CAG9



No. 6CAG8



No. 6CAG5



Lid Dispensers and Countertop Organizer

Provide portable, high-capacity dispensing of several different lids and condiments in 1 compact footprint.

Description	Material	W (in.)	H (in.)	Item No.
Countertop Lid and Straw Dispenser				
Holds 8 to 46 Oz Lids, Includes 2 Lid Compartments, 1 Straw Compartment	Plastic	20½	7¼	6CAG1
Holds 8 to 46 Oz Lids, Includes 3 Lid Compartments, 1 Straw Compartment	Plastic	26½	7¼	6CAG2
Holds 8 to 46 Oz Lids, Includes 4 Lid Compartments, 1 Straw Compartment	Plastic	32½	7¼	6CAG3

Description	Material	W (in.)	H (in.)	Item No.
Countertop Lid Dispenser				
Adjustable	Stainless	14¾	5½	6CAF8
Adjustable	Stainless	6¾	5½	6CAF9
Holds 6 to 24 Oz Lids	Stainless	4¾	24	6CAG9
Holds 8 to 24 Oz Lids	Plastic	28	10	6CAG6
Holds 8 to 46 Oz Lids	Plastic	9¾	27¾	6CAG7
Holds 24 to 46 Oz Lids	Plastic	10¼	10¼	6CAG8
Holds 24 to 46 Oz Lids	Stainless	5½	24	6CAH0
Counter-Mount Lid Dispenser				
Holds 8 to 24 Oz Lids	Plastic	6½	26	6CAG0
Holds 24 to 46 Oz Lids	Plastic	7¼	26	6CAG4
Countertop Condiment and Straw Organizer				
10¼"H x 11½"W x 27"D	Polystyrene	—	—	6CAG5



No. 33RL42



No. 21AM96



No. 21AN17



SmartStock® Cutlery Dispensers and Refills

Enclosed dispensers store utensils and distribute one at a time for hygienic dispensing. Also help reduce waste and countertop clutter. Touchless Dispensers provide the ultimate in hygienic dispensing with guests touching only what they use. Mini Dispensers are 30% shorter and take up 30% less counter space versus the Classic SmartStock® Dispenser. Dispensers work with preassembled Disposable Cutlery Refills (available separately) to help speed restocking. Dispensers are only available via a lease agreement with authorized distributors.

Description	H	W	D	Color	FORK Item No.	KNIFE Item No.	SPOON Item No.
Dispensers							
Classic, Capacity 120 Pcs.							
For Medium Weight Polypropylene Cutlery	24¾"	10"	8 ²⁵ / ₃₂ "	Translucent Smoke	33RL42	33RL43	33RL44
For Medium Weight Polystyrene Cutlery	24½"	10"	6½"	Smoke	6ZCP8	6ZCP7	6ZCP9
For Heavy Weight Polystyrene Cutlery	24½"	10"	8¾"	Black	13F558	13F559	13F560
Mini, Capacity 80 Pcs.							
For Medium Weight Polypropylene Cutlery	17 ¹¹ / ₃₂ "	8¼"	6 ¹ / ₆₄ "	Gray	21AN12	21AN13	21AN14
For Medium Weight Polystyrene Cutlery	17 ¹¹ / ₃₂ "	8¼"	6 ¹ / ₆₄ "	Gray	21AN16	21AN18	21AN17
Touchless, Capacity 160 Pcs.							
For Medium Weight and Bio-Blend Cutlery	23"	10"	6¼"	Walnut	21AN03	21AN04	21AN02
For Medium Weight and Bio-Blend Cutlery	23"	10"	6¼"	Gray	21AM96	21AM97	21AM95
For Medium Weight and Bio-Blend Cutlery	23"	10"	6¼"	Black Marble	21AM99	21AN01	21AM98
Refills, 960 per Pkg.							
Medium Weight Polystyrene	—	—	—	Black	6ZCR0	6ZCR2	6ZCR1
Medium Weight Polypropylene	—	—	—	White	13F542	13F543	13F545
Heavy Weight Polystyrene	—	—	—	Black	13F546	13F547	13F548
Bio-Blend	—	—	—	Beige	21AN05	21AN07	21AN06
Description	H	Dia.	Color	Item No.			
Cutlery Dispenser Display Stand							
Floor Mount	21½"	19½"	Black	13F561			

No. 1JYY2



Disposable Cutlery

Single-use dining utensils are great for outdoor and casual service.

No. 1JYY4



Description	Color	Pkg. Qty.	Brand	FORK Item No.	KNIFE Item No.	TEASPOON Item No.
Boxed						
Medium Weight	White	1000	Dixie	1JYY4	1JYY6	1JYY3
Heavy Weight	White	100	Dixie	21AN19	15J155	15J175
Bulk Packaged						
Medium Weight	White	1000	Dixie	4KMW6	4KMW7	4KMW5
Heavy Weight	White	1000	Dixie	4KMW9	4KMX1	4KMW8
Description	Color	Brand	Item No.	Pkg. Qty.		
Prepackaged Sets						
Spoon, Fork, Knife Combo Set: 60 of Each Utensil	Clear	Dixie	1JYY2	180		
Fork/Knife/Teaspoon Wrapped Cutlery Kit	White	Dixie	15J146	250		
Fork/Knife/Teaspoon/Napkin/Salt and Pepper Wrapped Cutlery Kit	White	Dixie	15J144	250		



Disposable Dinnerware

Provides the same quality service of traditional paper and plastic products, while helping to protect the environment. Hot cups are lined with Ingeo™ biopolymer, made from natural plant sugars. Compostable lids are made from resin derived from plants. Biodegradable plastic utensils offer excellent rigidity and heat resistance.

Description	Size	Color	Brand	Item No.	Pkg. Qty.
Paper Hot Cups					
Planet Plus Paper	8 oz.	White	Stalkmarket	4KMU3	500
Planet Plus Paper	12 oz.	White	Stalkmarket	4KMU4	500
Planet Plus Paper	16 oz.	White	Stalkmarket	4KMU5	500
Plastic Sip-Thru Lids					
For Use with Hot Cups No. 4KMU4 and 4KMU5	—	Translucent	Stalkmarket	4KMU6	500
Plastic Plates					
EcoSense Recyclable Polypropylene	6" Dia.	Black	WNA Comet	4KMU9	180
EcoSense Recyclable Polypropylene	9" Dia.	Black	WNA Comet	4KMV1	180
Paper Plates					
100% Recycled Content	6" Dia.	Bare Design	Solo Cup	12N427	500
100% Reclaimed Fiber	6¾" Dia.	White	Chinet	4KMW1	1000
Sugar Cane Fiber	7" Dia.	White	Stalkmarket	2ERW3	1000
100% Recycled Content	8½" Dia.	Bare Design	Solo Cup	12N428	250
100% Reclaimed Fiber	8¾" Dia.	White	Chinet	4KMW2	500
Sugar Cane Fiber	9" Dia.	White	Stalkmarket	2ERW4	500
100% Reclaimed Fiber	10½" Dia.	White	Chinet	4KMW3	500
Paper Bowls					
Compostable	12 oz.	White	Stalkmarket	2ERW2	500
Plastic Utensils					
EcoSense Heavy Weight Fork	—	Black	WNA Comet	4KMV3	1000
EcoSense Heavy Weight Knife	—	Black	WNA Comet	4KMV2	1000
EcoSense Heavy Weight Spoon	—	Black	WNA Comet	4KMV4	1000
Compostable Fork	—	Ivory	Jaya	2ERV9	1000
Compostable Knife	—	Ivory	Jaya	2ERV8	1000
Compostable Spoon	—	Ivory	Jaya	2ERV1	1000



No. 12N427



No. 4KMV3



No. 4KMU9



No. 4KMU3

Description	Sheet Size	Color	Item No.	Pkg. Qty.
Napkins				
EasyNap®, Interfold	6½ x 9¾"	White	4DB86	6000
EasyNap®, Interfold	6½ x 9¾"	Brown	6JYL3	6000
EasyNap® Half Fold	6½" x 9¾"	White	31EW50	6000
EasyNap® Half Fold	6½" x 9¾"	Brown	31EW51	6000
EasyNap Jr.®, Interfold	4 x 9¾"	Brown	6JYNO	9000
EasyNap Jr.®, Interfold	4 x 9¾"	White	6JYL9	9000
Acclaim® ¼ Fold	11½ x 12½"	White	6WA87	6000
MorNap® Full Fold	12 x 17"	White	45EV01	6000
BevNap® ¼ Fold	9½ x 9½"	White	1LYK2	4000
Preference® ⅓ Fold	15 x 16"	White	4ECN1	3000
HyNap® Tall Fold	7 x 13½"	White	4CJ87	10000
EasyNap® Dispensers and Carousel				
Tower Dispenser w/Stand, Holds 1000 Napkins	—	Black	6ZUN6	1
Tower Dispenser w/Stand, Holds 1000 Napkins	—	Gray	31EW46	1
Tower Dispenser w/Stand, Holds 1000 Napkins	—	Red	31EW47	1
Tabletop Dispenser, Holds 250 Napkins	—	Black	6JYL6	1
Tabletop Dispenser, Holds 250 Napkins	—	Red	31EW48	1
Countertop Dispensers, Holds 200 Napkins	—	Red	31EW49	1
Carousel, Holds 3 EasyNap® Dispensers	—	Black	36N064	1
EasyNap® Jr. Dispensers				
Dispenser, Holds 200 Napkins	—	Black	6JYL8	1
Dispenser, Holds 200 Napkins	—	Blue	31EW44	1
Dispenser, Holds 200 Napkins	—	Red	31EW45	1
HyNap® Dispenser				
Holds 150 Tallfold Napkins	—	Black	2U240	1



Napkins and Dispensers

More sizes and colors available on Grainger.com®.

EasyNap® Napkins—Napkins are made of 100% recycled fiber.

Acclaim® ¼-Fold Napkins—1-ply luncheon napkins are poly wrapped and do not require a dispenser.

MorNap® Full-Fold Napkins—Large (12" x 17"), full-fold napkins fit high-capacity dispensers for quick service.

BevNap® ¼-Fold Napkins—1-ply beverage napkins come in a perforated poly pack.

Preference® ⅓-Fold Napkins—2-ply Preference® dinner napkins are ideal for restaurants.

HyNap® Tall-Fold Napkins—1-ply dispenser napkins are a cost-effective option for restaurants and cafeterias.



No. 6JYL3



No. 1LYK2



No. 6JYL6



No. 2U240



Disposable Paper & Foam Plates

Single-use plates are a cost-effective choice for casual and outdoor service.



No. 21AM92

No. 38V881

Size	Color	Brand	Item No.	Pkg. Qty.
Economic Paper				
6"	White	Spring Grove	16W470	1000
9"	White	Dixie	1JYY1	250
9"	White	Spring Grove	16W471	1000
9"	White	Spring Grove	16W472	1200
Heavyweight Paper				
5 7/8"	White	Dixie	21AM92	1000
Pathways Paper				
6 7/8"	White w/Leaf	Dixie	38V881	500
8 1/2"	White w/Leaf	Dixie	15J136	300
8 1/2"	White w/Leaf	Dixie	15J134	500
10 1/8"	White w/Leaf	Dixie	15J138	500

Size	Color	Brand	Item No.	Pkg. Qty.
Fiber				
8 3/4"	White	Pactiv	6CHE8	500
10 1/4"	White	Pactiv	6CHE9	500
Foam				
6"	White	Pactiv	6CHD5	1000
8 7/8"	White	Pactiv	6CHD3	500
9"	White	Dart	1JYY7	500
3-Compartment Plates				
9"	White	Dixie	21AM89	500



Disposable Food Containers and Lids

White polystyrene foam containers keep food hot or cold in ready-to-serve portions or carryout meals. Polystyrene lids are available in more styles at Grainger.com®.



No. 6GEF6



No. 6GUM9



No. 6GUM6

Type	Dia.	DISPOSABLE CONTAINERS		NONVENTED TRANSLUCENT LID		VENTED TRANSLUCENT LID		FOAM, VENTED WHITE LID		HIGH DOME CLEAR LID	
		Item No.	Pkg. Qty.	Item No.	Pkg. Qty.	Item No.	Pkg. Qty.	Item No.	Pkg. Qty.	Item No.	Pkg. Qty.
4 oz.	2 7/8"	6GEE9	1000	6GUM2	1000	—	—	—	—	—	—
6 oz.	3 1/2"	6GEF0	1000	6GUM4	1000	6GUL2	1000	—	—	—	—
8 oz.	3 1/2"	6GEF1	1000	6GUM4	1000	6GUM3	1000	—	—	—	—
8 oz.	3 7/8"	6GEF2	500	6GUM7	1000	6GUM3	1000	6GUM5	500	6GUM6	1000
12 oz.	3 7/8"	6GEF3	500	6GUM7	1000	6GUM3	1000	6GUM5	500	6GUM6	1000
16 oz.	3 7/8"	6GEF4	500	6GUM7	1000	6GUM3	1000	6GUM5	500	6GUM6	1000
16 oz.	4 1/2"	6GEF5	500	—	—	6GUM0	500	6GUM9 *	500	—	—
24 oz.	4 7/8"	6GEF6	500	—	—	6GUP0	500	—	—	—	—
32 oz.	4 7/8"	6GEF7	500	—	—	6GUP0	500	—	—	—	—
32 oz.	4 1/2"	6GEF8	250	—	—	6GUM0	500	—	—	—	—

* Ribbed foam lid.



Disposable Bowls and Lids

Single-use polystyrene bowls keep food hot or cold for carryout or preportioned serving. Polystyrene lids are available in more styles at Grainger.com®.



No. 6GEF9



No. 6GUP1



No. 6GUP3

Size	Brand	DISPOSABLE BOWLS		NONVENTED TRANSLUCENT LID		VENTED TRANSLUCENT LID		DOME-VENTED TRANSLUCENT LID		FOAM, VENTED WHITE LID	
		Item No.	Pkg. Qty.	Item No.	Pkg. Qty.	Item No.	Pkg. Qty.	Item No.	Pkg. Qty.	Item No.	Pkg. Qty.
5 oz.	WinCup	6GEF9	1000	6GUM7	1000	6GUP1	1000	6GUP3	1000	—	—
6 oz.	WinCup	6GEG0	1000	6GUM7	1000	6GUP1	1000	6GUP3	1000	—	—
8 oz.	WinCup	6GEG1	1000	6GUM7	1000	6GUP1	1000	—	—	—	—
10 oz.	WinCup	6GEG2	1000	6GUM7	1000	6GUP1	1000	—	—	—	—
12 oz.	WinCup	6GEG3	1000	—	—	6GUM0	500	—	—	6GUM9 *	500

* Ribbed vented foam lid.



Disposable Food Trays

Polycoated paper food trays are designed to resist moisture and grease, helping to eliminate the need for liners.

H	W	L	Weight Cap.	Item No.
White				
1 3/8"	6 1/16"	5"	2 lb.	32WF87
2 9/10"	8 3/8"	5 1/16"	3 lb.	32WF88
Red and White				
1 3/8"	6 1/16"	5"	2 lb.	32WF89
2 9/10"	8 3/8"	5 1/16"	3 lb.	32WF90



White



Red & White



No. 6CHE5



No. 6CHE2



No. 6CHD7



No. 6CHF5



Disposable Food Carryout Containers

• See Grainger.com® for more product offerings

Durable construction for multiple food applications. Foam containers are insulated to keep foods at desired temperatures.

Description	Color	Item No.	Pkg. Qty.
Deli Containers with Flat Lid			
24-oz., 6 1/2" x 7 1/2"	Clear	6CHE5	200
32-oz., 6 1/2" x 7 1/2"	Clear	6CHE6	200
Dome Plate Covers			
8 7/8"	Clear	6CHD7	126
10 1/4"	Clear	6CHD8	250
Foam Hinged Containers			
1 Compartment, 9" x 9"	White	6CHC9	150
3 Compartment, 9" x 9"	White	6CHD0	150
Medium Sandwich, 5 3/4" x 5 3/4"	White	6CHD1	504
Deep Rectangular, 5" x 9 3/4"	White	6CHD2	560
Hinged Containers			
6" x 5 3/4"	Clear	6CHD9	500
8 5/16" x 8 1/4"	Clear	6CHE0	200
8 7/8" x 9 1/4"	Clear	6CHE1	200
9" Hexware	Black/Clear	6CHE2	110
7" Hexware	Black/Clear	6CHE3	120
9" x 9" Molded Fiber	White	6CHF0	150
Round Aluminum Carryout Containers			
7" with Board Cover	Silver	6CHF5	200
Specialty Carryout Trays			
2 Compartment Nacho Tray, 6" x 8"	Clear	6CHE4	500
Molded Fiber Beverage Tray, Holds (4) 8 to 32-oz. Cups	Gray	6CHE7	300
Steam Table Pans and Covers			
Steam Table Pan, 12-13/4"L x 10 3/4"W x 2 1/2"D	Silver	6CHF6	100
Pan Cover For Use with No. 6CHF6	Silver	6CHF7	100
Steam Table Pan, 20 3/4"L x 12 3/4"W x 3 3/8"D	Silver	6CHF8	40
Pan Cover For Use with No. 6CHF8	Silver	6CHF9	80



No. 6CHE7



No. 6CHF6



No. 38F842



No. 12M201

Beverages

Please your guests with well-known brands of popular drinks including coffee, hot chocolate, iced tea, and lemonade.

Description	Makes	Size	Brand	Item No.	Pkg. Qty.
Ground Coffee, Regular					
Black Silk	190 to 200 Cups	24.2 oz.	Folgers	45JR80	1
Original Roast	240 Cups	30.6 oz.	Maxwell House	38F842	1
9 to 5 Medium Roast	240 to 270 Cups	33.9 oz.	Office Snax	23MJ64	1
Gourmet Office	240 to 270 Cups	34.5 oz.	Chase & Sanborn	23MJ65	1
Classic Roast	240 Cups	30.5 oz.	Folgers	45JR79	1
Original Blend Medium Roast	240 Cups	30.5 oz.	Chock Full O-Nuts	45JR82	1
Ground Coffee, Decaffeinated					
Classic	160 to 180 Cups	22.6 oz.	Folgers	1BFL7	1
Coffee Packets, Regular					
Original	12 Cups	1.5 oz.	Maxwell House	1BEY8	42
Ultra Roasted	12 Cups	0.9 oz.	Folgers	4TDK7	40
Ultra Roasted	12 Cups	0.9 oz.	Folgers	1BEY7	42
Classic Roast	12 Cups	1.5 oz.	Folgers	4TDK8	42
Original Blend Medium Roast	10 to 12 Cups	1.1 oz.	Hills Brothers	1UCU6	42
Coffee Packets, Decaffeinated					
Ultra Roasted	12 Cups	0.9 oz.	Folgers	1BEY6	42
Classic Roast	12 Cups	1.5 oz.	Folgers	4TDK9	42
Instant Coffee Single-Serve Packets					
Regular Freeze-Dried	1 Cup	1.7g	Taster'S Choice	12M201	80
Hot Chocolate Packets					
Regular	1 Cup	0.73 oz.	Swiss Miss	1BEZ2	300
Sugar-Free	1 Cup	1 oz.	Swiss Miss	1BEZ3	144
Lemonade Single-Serve Packets					
Sugar-Free	500 ml (16.9 oz)	0.18 oz.	Crystal Light	1BEZ7	30



No. 39CP35



No. 40TU79

Single-Serve Coffee Cups

Description	Item No.	Pkg. Qty.	Description	Item No.	Pkg. Qty.
Authentic Donut Shop Blend					
Original Roast	39CP33	24	Category 5	39CP43	24
Original Dark	39CP34	24	Colombia El Nino	39CP44	24
Chocolate Chip Cookie	39CP35	24	Butter Toffee Tsunami	39CP45	24
Vanilla Hazelnut	39CP36	24	Coconut Fudge Typhoon	39CP46	24
Barnie'S Coffee Kitchen					
Barnie's Blend	39CP38	24	Nor'easter	39CP47	24
Barnie's French Roast	39CP40	24	9 To 5 Coffee		
Barnie's Creme Brulee	39CP41	24	Medium Roast	40TU77	110
Santa White Christmas	39CP42	24	French Roast	40TU79	110
			L.A. Coffee		
			Light Roast	45PA59	24
			Medium Roast	45PA60	24
			French Roast	45PA61	24
			Authentic Donut Shop Blend		
			Original Roast Decaf	39CP37	24
			Hurricane Coffee		
			Cape Verde Decaf	39CP48	24



No. 1BEZ5



No. 26ZL33

Tea Bags

Offer your guests a variety of single-serving teas that brew in just minutes.

Description	Brand	Item No.
Natural, Box of 100 Bags	Lipton	1BEZ5
Green Tea, 6 Boxes of 20 Bags	Pickwick	26ZL32
Green with Lemon Tea, 6 Boxes of 20 Bags	Pickwick	26ZL33
Earl Grey Tea, 6 Boxes of 20 Bags	Pickwick	26ZL34
Breakfast Tea, 6 Boxes of 20 Bags	Pickwick	26ZL36
Herbal Peppermint Tea, 6 Boxes of 20 Bags	Pickwick	26ZL35



No. 4HDX5



No. 23MJ46

Sugar and Artificial Sweeteners

Granular sugar substitutes sweeten beverages, cereal, and fresh fruit. Convenient packets keep coffee area neat. Equal® is kosher.

Description	Size	Brand	Item No.	Pkg. Qty.
Packets				
Sucralose Artificial Sweetener	1g	Splenda	4AZH9	1600
Saccharin Artificial Sweetener	1g	Sweet N Low	4HDX5	1600
Aspartame Artificial Sweetener	1g	Equal	1BEZ9	100
Aspartame Artificial Sweetener	1g	Equal	4TDL2	500
Granulated Sugar	0.10g	Domino	1BFL5	2000
Granulated Sugar	2.8g	Office Snax	23MJ48	1200
Canister				
Granulated Sugar	20 oz.	Office Snax	23MJ46	24
Granulated Sugar	20 oz.	Domino	1BFL4	24



No. 1BFL6



No. 23MJ47



No. 1BEZ8

No. 4FCC6

Creamer

Easily dispensed packets add creaminess and flavor to guests' coffee. Need no refrigeration.

Description	Size	Brand	Item No.
Powder			
Packets, Bulk Pkg. 1000	2.5g	Domino	1BFL6
Packets, Bulk Pkg. of 800	2.2g	Office Snax	23MJ49
Canister, Pkg. of 24	12 oz.	Office Snax	23MJ47
Liquid			
The Original, Dispenser Box (50 per Box), Pkg. of 4	1g	Coffee Mate	1BEZ8
French Vanilla, Dispenser Box (50 per Box), Pkg. of 4	0.38 oz.	Coffee Mate	4FCC6



No. 38ED45

No. 38EE12

No. 38ED61



No. 38ED20

No. 38ED41



No. 38ED38



Snack Bars

Flavor	Size	Item No.	Pkg. Qty.
Kashi TLC Chewey Granola Bars			
Trail Mix	35 g	38ED45	12
Honey Almond Flax	35 g	38ED46	12
Quaker® Chewy Granola Bars			
Chocolate	0.84 oz.	38EE12	96
Assorted	0.84 oz.	38EE13	96
KIND Plus Nutrition Boost Bars			
Cranberry Almond plus Antioxidants	1.4 oz.	38ED61	12
Pomegranate Blueberry Pistachio Plus Antioxidants	1.4 oz.	38ED62	12
Chocolate Cherry Cashew Plus Antioxidants	1.4 oz.	38ED63	12
Peanut Butter Dark Chocolate Plus Protein	1.4 oz.	38ED64	12
KIND Fruit & Nut Bars			
Fruit and Nut Delight	1.4 oz.	38ED65	12
Almond and Coconut	1.4 oz.	38ED66	12
KIND Nuts and Spices Bars			
Madagascar Vanilla Almond	1.4 oz.	38ED67	12
Dark Chocolate Nuts and Sea Salt	1.4 oz.	38ED68	12
Kellogg's® Special K® Cereal Bars			
Strawberry Cereal Bars	0.81 oz.	38ED20	12
Strawberry Protien Meal Bars	1.59 oz.	38ED33	8
Chocolate and Peanut Butter Protien Meal Bars	1.59 oz.	38ED34	8
Strawberry Pastry Crisps	0.88 oz.	38ED51	9
Blueberry Pastry Crisps	0.88 oz.	38ED52	9
Kellogg's® Nutri-Grain® Cereal Bars			
Apple Cinnamon	1.3 oz.	38ED41	16
Blueberry	1.3 oz.	38ED42	16
Raspberry	1.3 oz.	38ED43	16
Strawberry	1.3 oz.	38ED44	16
Kellogg's® Pop Tarts®			
Blueberry	3.52 oz.	38ED38	6
Cinnamon	3.52 oz.	38ED40	6



No. 38ED18

No. 38ED59

No. 38ED70

Crackers and Pretzels

Description	Size	Item No.	Pkg. Qty.
Keebler® Zesta Saltine Crackers	0.2 oz.	38ED18	300
Keebler® Sandwich Club and Cheddar Crackers	1.8 oz.	38ED26	12
Keebler® Sandwich Cheese and Peanut Butter Crackers	1.8 oz.	38ED27	12
Keebler® Sandwich Crackers - Peanut Butter	1.8 oz.	38ED28	12
Keebler® Sandwich Crackers - Pepper Jack Cheese	1.8 oz.	38ED37	12
Austin® Sandwich Crackers Toast and Peanut Butter	1.38 oz.	38ED56	45
Sunshine® Cheez-It® Crackers White Cheddar	1.5 oz.	38ED25	8
Sunshine® Cheez-It Crackers	48 oz.	38ED59	1
Sunshine® Cheez-It® Crackers	1.5 oz.	38ED24	8
Sunshine® Cheez-It® Crackers	1.5 oz.	38ED57	45
Sunshine® Cheez-It® Crackers	1.5 oz.	38ED23	60
Rold Gold® Tiny Twists Pretzels	1 oz.	38ED70	88



No. 38ED55

No. 38ED58

No. 38ED29

Cookies

Description	Size	Brand	Item No.	Pkg. Qty.
Highlanders Shortbread	2 pk.	Walkers	20VG51	144
Chocolate Chip Shortbread	2 pk.	Walkers	20VG52	144
Keeblers® Mini Fudge Stripes	2 oz.	Keebler	38ED29	8
Austin® Mini Cookie and Cracker Snack Packs - Assorted	1.38 oz.	Austin	38ED54	45
Austin® Zoo Animal Crackers	2 oz.	Austin	38ED55	36
Austin® Zoo Animal Crackers	2 oz.	Austin	38ED48	80
Famous Amos® Cookies - Chocolate	2 oz.	Famous Amos	38ED58	42
Famous Amos Cookies - Chocolate Chip	2 oz.	Famous Amos	38ED60	8
Grandma's® Cookies - Assorted	2.5 oz.	Grandma's	38ED69	36
Grandma's® Mini Vanilla Crème Sandwich Cookies - Vanilla	3.71 oz.	Grandma's	38ED71	24



No. 38EC82

No. 38EC86

Microwave Popcorn

Flavor	Size	Item No.	Pkg. Qty.
Butter	1.2 oz.	38EC84	10
Extra Butter	3.5 oz.	38EC81	6
Homestyle	3.5 oz.	38EC82	3
Homestyle	3.5 oz.	38EC83	6
Homestyle	1.2 oz.	38EC85	10
Movie Theatre Butter	1.75 oz.	38EC86	10
Movie Theatre Butter	3.5 oz.	38EC95	3
Movie Theatre Butter	3.5 oz.	38EC96	6



No. 40JF52

Jack Link's Jerky

Case quantities available at Grainger.com®.

Description	Size	Item No.
Jerky		
Original	1.25 oz.	40JF52
Peppered	1.25 oz.	40JF53
Teriyaki	1.25 oz.	40JF54
Original	2.85 oz.	40JF55
Peppered	2.85 oz.	40JF56
Teriyaki	2.85 oz.	40JF57
Steakhouse	2.85 oz.	40JF58
BBQ Pork	2.85 oz.	40JF59
Turkey Original	2.85 oz.	40JF60
Beef Steaks		
Teriyaki	1 oz.	31VF60
Original	1 oz.	31VF61
Peppered	1 oz.	31VF62
Sticks		
Squatch Original	1 oz.	31VF63
Squatch Mild	1 oz.	31VF64



No. 31VF60

No. 31VF64



No. 30XM96



No. 30XM97



No. 30XM95



No. 30XN02



No. 30XM99



No. 30XM89



Kitchen Organizers

Organize your kitchen or breakroom counterspace, cabinets, and drawers with these innovative storage solutions.

Description	H	W	L	Item No.
Lid Organizer	3 ³ / ₁₆ "	5 ⁵ / ₁₆ "	13 ⁹ / ₁₆ "	30XM96
Plate Organizer	5 ⁵ / ₁₆ "	5"	10 ³ / ₄ "	30XM97
Can Rack	5 ¹ / ₁₆ "	11"	5 ¹ / ₁₆ "	30XM95
Organizer w/Drawer	11"	17 ³ / ₄ "	14 ³ / ₄ "	30XN01
Organizer w/Drawer	10 ¹ / ₂ "	17 ¹ / ₂ "	11 ³ / ₄ "	30XN02
Shelf Organizer	26"	14 ⁷ / ₈ "	6"	30XM99
Organizer Rack	5"	5 ¹ / ₄ "	11 ¹ / ₂ "	30XM94
Organizer Rack	6 ¹ / ₂ "	7"	12"	30XM93
Organizer Rack	7 ¹ / ₄ "	7 ¹ / ₄ "	18"	30XM90
Organizer Rack	8"	9 ³ / ₄ "	15 ³ / ₄ "	30XM92
Organizer Rack	9 ¹ / ₁₆ "	10"	22 ¹ / ₁₆ "	30XM91
Organizer Rack	9 ²⁹ / ₆₄ "	12 ¹ / ₈ "	18 ⁹ / ₁₆ "	30XM89
Organizer Rack	10"	7 ¹ / ₂ "	10"	30XM98



No. 30XN03



Cutlery Trays

This convenient kitchen drawer organizer is a great way to keep the drawers in your workplace kitchen, coffee niche, or breakroom organized and neat. Steel tray has a silver powder-coated finish.

No. of Compart.	H	W	L	Item No.
1	2"	3"	6"	30XN09
1	2"	3"	9"	30XN10
1	2"	3"	12"	30XN11
1	2"	6"	9"	30XN12
1	2"	6"	15"	30XN08
1	9 ³ / ₄ "	6 ¹ / ₂ "	12 ¹ / ₂ "	30XN07
3	2"	11"	16"	30XN05
5	2"	9 ¹ / ₄ "	12 ¹ / ₄ "	30XN03
6	2"	11 ¹ / ₄ "	16"	30XN04
7	2"	20 ¹ / ₄ "	16 ¹ / ₂ "	30XN06

BUNN

Coffee and Iced Tea Filters

Sturdy, coffee filters hold coffee grounds and allow coffee to flow through. are used for most coffeemakers that brew 8 to 12 cups. Iced tea filters hold loose tea leaves and bags even when wet, ensuring your drink is free from loose tea particles. Can be used with Bunn Iced tea brewers.



No. 1BEZ1

Size	For Use With	Item No.	Pkg. Qty.
Coffee Filters			
8 ¹ / ₄ x 3"	8 to 10 Cup Home Brewer	20Y355	1000
9 ¹ / ₂ x 3 ¹ / ₄ "	Regular Narrow 12 Cup Decanter	20Y353	1000
9 ³ / ₄ "	Most 10 and 12 Cup Coffee Makers	1BEZ1	1000
9 ³ / ₄ x 4 ¹ / ₄ "	Regular 12 Cup Decanter	20Y354	3000
9 ³ / ₄ x 4 ¹ / ₄ "	Regular 12 Cup Decanter	20Y352	3024
17 ¹ / ₄ x 7 ¹ / ₄ "	Coffee Urns 6DHC2 and 6DHC3	20Y347	252
21 x 8 ³ / ₄ "	6 Gallon Coffee Urn	20Y349	250
24 ¹ / ₄ x 10 ³ / ₄ "	Coffee Urn 12D172	20Y348	252
Iced Tea Brewer Filters			
12 ³ / ₄ x 5 ¹ / ₄ "	Ice Tea Brewer	20Y351	500
13 ³ / ₄ x 5 ¹ / ₄ "	Ice Tea Brewer	20Y350	500



No. 6EZL7



No. 6EZL9



Toothpick and Straw Dispensers

Acrylic, stainless steel, or plastic construction suits any dining area.

Description	Item No.
Acrylic Toothpick Dispenser	6EZL6
Stainless Steel Toothpick Dispenser	6EZL7
Plastic Toothpick Dispenser	6EZL8
2 Sided Stainless Steel Straw Dispenser	6EZL9



No. 19YW88



No. 19YW89



No. 19YW87

Capresso

Personal-Use Coffee Makers

- Auto Off
- UL Listed
- For coffee, see page 116.

Coffee makers feature a coated non-stick warming plate and 2-hr. safety shut-off. Ideal for use in hotels, dormitories, and at desktops. No. 19YW88 has a stainless steel-lined heating system to reduce calcium deposits. Stainless steel carafe.

No. 19YW89 features an easy-to-use and easy-to-clean permanent GoldTone filter. Glass carafe.

No. 19YW87 features a special Aroma setting maximizes flavor to ensure the best taste when brewing a full pot or a few cups at a time. Glass carafe.

Cap.	Color	Watts	H (in.)	W (in.)	D (in.)	Item No.
10 Cup	Black/Silver	1200W	14	9	8	19YW88
12 Cup	Black	900W	13	7¼	10	19YW89
12 Cup	Black/Silver	1000W	13¾	6½	9	19YW87

- Find more servers, carafes, and decanters on page 145

CRESTWARE

Airpots

Pump design allows you to fill a coffee cup with just 1 pump. Pots are easy to transport with attached handle. Glass-lined pots provide a longer holding time and stainless steel lined models provide enhanced durability.

Material	Cap.	Mfr. Model	Item No.
Glass Lined	2.2L	APL22G	19H509
Glass Lined	2.5L	APL25G	19H512
Glass Lined	3.0L	APL30G	19H514
Stainless Steel Lined	2.2L	APL22S	19H510
Stainless Steel Lined	2.5L	APL25S	19H513
Stainless Steel Lined	3.0L	APL30S	19H515



No. 19H509



No. 45KK01

No. 45KJ99

No. 45KK02



Single-Serve Coffee Brewers

- 120 VAC

Touch coffee makers quickly brew a hot cup of coffee in a minute. 30 second warm up time when turned on. Removable water reservoir is easy to fill and clean. Feature push-button control panel and has a high gloss silver powdered-coating finish on side covers. Accepts most single-cup coffee brands. No. 45KK01 allows single serving or a carafe brew option. Nos. 45KJ99 and 45KK02 have a strength control setting that lets you brew a mild, medium, or stronger cup of coffee.

Min. Brewing Capacity	Max. Brewing Capacity	Adjustable Strength Settings	Plumbing Req.	Color	H	W	L	Item No.
6 oz.	14 oz.	1	No	Black	14"	8¾"	11½"	45KJ98
6 oz.	18 oz.	1	No	Silver	14"	8¾"	11½"	45KK01
6 oz.	14 oz.	3	No	Silver	14"	8¾"	11½"	45KJ99
6 oz.	14 oz.	3	Yes	Silver	14"	8¾"	12"	45KK02



Single-Serve Coffee Holder

INTERNATIONAL

This coffee holder with a sliding drawer helps keep your coffee area or breakroom organized and clutter free. Convenient pull out mesh drawer holds up to 36 single-serve cups. Coffee brewer, coffee cups, and coffee not included.

H	L	D	Item No.
3⅞"	14 19/64"	13"	30XM85



FRIGIDAIRE

Upright Refrigerator/Freezers

Feature humidity-controlled crisper drawers and bright lighting that makes it easy to see what's inside. Include Store-More™ gallon shelf, clear dairy door, and reversible door. Also includes SpaceWise® adjustable wire shelves. Perfect for break rooms, residential, and hospitality applications. ENERGY STAR qualified where noted.



Black



Silver Mist

Refrigerator Capacity	Freezer Capacity	Color	H	W	D	Mfr. Model	Item No.	ENERGY STAR QUALIFIED	
								Mfr. Model	Item No.
14 cu. ft.	4 cu. ft.	Stainless Steel	66 1/8"	30"	30 1/8"	FFTR1821QM	33E891	FFHT1831QM	33E888
14.13 cu. ft.	4.07 cu. ft.	White	66 1/8"	30"	29 7/8"	FFTR1814QW	33E893	—	—
14.13 cu. ft.	4.07 cu. ft.	Black	66 1/8"	30"	29 7/8"	FFTR1814QB	33E892	FFHT1814QB	33E889

No. 6RNP8



Danby

Compact Refrigerators

Feature mechanical thermostat with automatic defrost. Integrated door handle and reversible door swing for convenient left- or right-hand opening. Feature Canstor® beverage dispenser and tall bottle storage. No. 6RNP8 has a smooth back design and 1.5 wire shelves. Nos. 6RNP9 and 6RNR0 have 2.5 wire shelves. No. 6RNR0 features adjustable door shelves and an interior light. UL and C-UL Listed. Energy Star Rated.

Refrigerator Capacity	Color	H	W	D	Item No.
1.7 cu. ft.	Black	19 1/16"	17 1/8"	19 5/8"	6RNP8
2.5 cu. ft.	White	27 13/16"	17 13/16"	20 3/16"	6RNP9
4.4 cu. ft.	White	32 13/16"	20 3/4"	21 1/16"	6RNR0

No. 6RNP6



Danby

Refrigerator/Freezers

Feature full freezer section, manual push-button defrost, integrated door handle, and convenient CanStor® beverage dispenser. Mechanical thermostat, tall bottle storage, smooth back design, and reversible door swing for left- or right-hand opening. No. 6RNP6 features 2.5 wire shelves and scratch-resistant work top. No. 6RNP7 has 1 full shelf and 3 half shelves for maximum storage. UL and C-UL Listed. Energy Star Rated.

Refrigerator Capacity	Freezer Capacity	Color	H	W	D	Item No.
2.6 cu. ft.	0.3 cu. ft.	White	32 11/16"	17 11/16"	18 1/2"	6RNP6
4.4 cu. ft.	—	White	32 11/16"	20 1/8"	21 1/16"	6RNP7



Refrigerator/Microwave Combination Appliances

Feature fully integrated charging station for recharging electronic devices with the safety and energy conservation benefits of Safe Plug® technology. Nos. 6RNN4 and 6RNN6 have single-door refrigerator with 700W microwave oven; No. 6RNN6 also has full-width ice compartment. Nos. 6RNN5, 6RNN7, and 6RNN8 have 2-door refrigerator/freezers with 700W microwave oven; No. 6RNN8 has 850W microwave oven. UL Listed. Energy Star Rated, except for Nos. 6RNN4 and 6RNN7.



No. 6RNN4



No. 6RNN5

Refrigerator Capacity	Freezer Capacity	Color	H	W	D	Item No.
Refrigerator/Microwave						
2.3 cu. ft.	—	Black	35 1/8"	18 1/8"	19 1/8"	6RNN4
3.6 cu. ft.	—	Black, White	44 1/8"	18 1/8"	20 1/8"	6RNN6
Refrigerator/Freezer/Microwave						
2.20 cu. ft.	0.8 cu. ft.	Black	44 1/8"	18 1/8"	20 1/8"	6RNN5
3.3 cu. ft.	1.37 cu. ft.	Black	56 1/8"	18 1/8"	22 1/8"	6RNN7
7.9 cu. ft.	2.4 cu. ft.	White	71 1/4"	23 1/8"	27"	6RNN8



No. 25TU09



No. 25TU06



No. 25TU12

No. 25TU14



GA GRAINGER APPROVED

Breakroom/Pantry Supplies

Everyday supplies that are essential for any breakroom, pantry, or kitchenette.



No. 25TU10

Description	Color	Item No.	Pkg. Qty.
Plastic Tumbler - 22 oz. Cap.	Red/Blue	25TU08	4
Plastic Tumbler - 32 oz. Cap.	Red/Blue	25TU09	2
Plastic Bowl - 21 oz. Cap.	Red/Blue	25TU05	4
Plastic Bowl - 44 oz. Cap.	Assorted	25TU04	3
Plastic Bowl - 6 qt. Cap.	Red/Blue	25TU06	1
Dish Rack	White	25TU12	1
Dish Rack with Drain Tray	White	25TU13	1
Refrigerator Bottle - 8 oz. Cap.	Clear	25TU14	1
Refrigerator Bottle - 32 oz. Cap.	Clear	25TU15	1
Refrigerator Bottle - 64 oz. Cap.	Clear	25TU16	1
Plastic Colander - 4 qt. Cap.	White	25TU10	1



No. 21HE86



GA GRAINGER APPROVED

SHARP

Microwave Ovens

- 11 power levels
- 120V @ 60 Hz



No. 6T038

Consumer—Feature automatic microwave or steam defrost, 6 microwave cooking settings, and microwave sensor or manual steam reheating options. Include LCD, grilling rack, glass tray, drip tray, and 2 steam trays. UL Listed.

Professional—Compact design with automatic cook options allow 1-touch cooking and has up to 10 memory presets. Suitable for high-volume use. Commercial UL Listed (E44459). C-UL Listed. NSF Certified. Meet FCC and DHHS standards.

Description	Outside W	Outside H	Outside D	Brand	Item No.
Consumer-0.9 cu. ft., 900W					
White	19 ¹ / ₄ "	11 ¹ / ₁₆ "	14 ¹ / ₈ "	GA	21HE86
Black	19 ¹ / ₄ "	11 ¹ / ₁₆ "	14 ¹ / ₈ "	GA	21HE87
Professional-0.95 cu. ft., 1000W					
Stainless Steel, Digital Display	20 ¹ / ₂ "	12 ¹ / ₈ "	16"	Sharp	6T038
Stainless Steel, Dial Timer	20 ¹ / ₂ "	12 ¹ / ₈ "	16"	Sharp	6T392



Café & Bistro Tables

Contemporary, sleek tables and chairs invite people to come together whether it's for a quick meeting or spontaneous break with coworkers. Tables feature melamine top and underside seal help prevent moisture absorption with T-mold edge. Sturdy, all steel powder-coated silver base with adjustable feet help with uneven flooring. Chair and stool are ergonomically designed for comfort. Feature seat pan and back for extra support and ease of getting in and out of chair. Easy-to-clean and dent-and-scratch resistant. Powder-coated steel tube frame with nonmarring feet.



Description	WALNUT Item No.	GRAY Item No.	GRAPHITE GRANITE Item No.
Cafe Tables			
36" x 36" Square	22YK01	22YK02	22YK03
36" Round	22YK05	22YK04	22YK06
Bistro Tables			
36" x 36" Square	22YK08	22YK07	22YK09
30" Round	22YK10	22YK11	—
36" Round	22YK12	22YK13	22YK14
Description	Color	Pkg. Qty.	Item No.
Bistro Stool			
22" Depth	Graphite	1	22YJ99
Cafe Chair			
19" Depth	Black	2	22YJ98



Bistro Table with (2) Bistro Stools

Café Table with (2) Café Chairs

No. 3W289



Enclosed Cork Boards

Push-pin holes reseal themselves when pins are removed from the resilient, nonporous tacking surface. Shatter-resistant acrylic swing doors provide tamperproof message display. Aluminum frame. Include mounting hardware and lock.

W	H	No. of Doors	Item No.
24"	36"	1	4W096
48"	36"	2	3W289
72"	48"	3	2CY64

GENEVA CLOCK COMPANY

Battery-Operated Quartz Clocks

• **Batteries not included**

12-hr. clocks have a plastic case, and require 1 AA battery. Atomic clocks automatically reset themselves daily using radio signals, and automatically adjust for Daylight Savings Time. Access to transmitted radio waves is necessary for these clocks to set properly.



No. 6NN64



No. 6NP04

Lens Material	Overall Dia.	Face Dia.	D	Case Color	Item No.
Indoor					
Plastic	7"	6"	1¾"	Black	6NN64
Glass	13¾"	12½"	1¾"	White	2CHZ3
Plastic	14"	12"	2⅞"	Black	5H495
Glass	15"	13"	1½"	Black	6NN65
Indoor/Outdoor					
Glass	10¼"	8⅞"	1½"	White	6NP04
Plastic	13½"	12"	1¾"	Black	5H849



No. 2ZB15

AMANO CINCINNATI INC.

Digital Time Tracking System

- **Total hours for up to 100 employees**
- **Generate tardiness and overtime reports**

Automatically calculate weekly, biweekly, semimonthly, and monthly hours; can round totals. Generate employee and department totals and exception reports, and exports data to Quickbooks, ADP®, Paychex®, Peachtree, and more. 3-yr. battery backup. Clocks automatically adjust for year, month, date, and daylight savings, with battery backup for memory protection. Includes clock, software, 50-ft. cable, and 25 badges. Use with magnetic badges (sold separately) or assign PINs.

Description	W	H	D	Req'd Power (Hz)	Item No.
MTX-15 Digital Time Recorder	4¼"	8¼"	2½"	50/60 Hz	2ZB15
Magnetic Strip Numbered Badges 1-25	3⅞"	2¼"	—	—	2ZB16
Magnetic Strip Numbered Badges 26-50	3⅞"	2¼"	—	—	2ZB17



No. 4TH70



AMANO CINCINNATI INC.

TCX-11 Series Time Recorder

- **Automatic or manual punch**
- **Large analog dial**

Prints in standard or military time, minutes, hundredths, or tenths; uses easily replaced cartridge ribbon. Automatically adjusts for year, month, date, and daylight savings. Illuminated window for proper card alignment. 3-yr. battery backup for memory protection.

Description	W	H	D	Voltage	Frequency	Item No.
TCX-11 Time Recorder	6⅞"	8¼"	6¼"	100/120VAC or 220/240VAC	50/60 Hz	4TH70
Payroll Time Cards (1000 per Pkg.)	3⅞"	8¼"	—	—	—	6T198
Job Cost Time Cards (1000 per Pkg.)	3⅞"	8¼"	—	—	—	6T199



banquet & food service

- Food Preparation124-131
- Food Service132-141
- Dispensers142-143
- Beverage Service144-145
- Service Supplies146-147
- Appliances148-160
- Food Service Cleaners161-163
- Banquet164-172
- Barware173-176
- Dish Handling177-182
- Food Carts & Carriers183-189
- Matting190-191
- Furniture Transport192

FEATURED PRODUCTS

18-Slot Food Transport Rack

ITEM # 4PLV5

**PAGE
186**



Table Mover, 1000-lb. Load Capacity, Steel Platform/Frame, Anti-Skid Poly Vinyl Finish

ITEM # 4ADD1

Available on

Grainger.com®



Stainless Steel Popcorn Maker, 6-oz. Capacity, 120V, 60 Hz, 10.8A, 1300W

ITEM # 31EV88

**PAGE
143**

Stainless Steel Food Service Cart

ITEM # 35ZW26

Available on

Grainger.com®





No. 3NZR5



No. 14F305

TAYLOR



Refrigerator/Freezer Thermometers

Convenient thermometers help avoid food spoilage.

Analog—HACCP (Hazard Analysis and Critical Control Points) color-coded for food service applications.

Digital—Bold face digits are easy to read. Includes foldable hanger and lithium battery.

Features	Size	Temp. Range (°F)	Accuracy	Std.	Brand	Item No.
Analog						
Bimetal						
Surface Mount	2¾" Dia.	-20° to 80°	±2°F, ±2°C	NSF	Taylor	3NZR5
Surface Mount	3" Dia.	-30° to 70°	±2°F, ±2°C	NSF	Taylor	3NZR7
Adjustable Clip	2" Dia. with 18"L Stem	30° to 165°	±2°F	—	Cooper Atkins	5WX67
Hanging Bracket	2" Dia.	-20° to 80°	±2°F	NSF	Trutemp	35HV42
Liquid-Filled Vertical Display						
Clip Bracket or Suction Cup Mount	3¾"L	-20° to 80°	±2°F, ±2°C	NSF	Taylor	14F312
Clip Bracket or Suction Cup Mount	4¾"L	-20° to 120°	±2°F	—	Rubbermaid	6HXE9
Hanging Bracket	6"L	-20° to 60°	1°F	NSF	Taylor	23WF60
Liquid-Filled Horizontal Display						
Suction Cup Mount	4¾"L	-20° to 60°	From 0° to 40°F ±1.5°F	—	Taylor	6DKD5
Suction Cup Mount	1"H x 8¾"L	-20° to 86°	±2°F	NSF	Trutemp	35HV38
Digital						
LCD with Magnetic Back and Foldable Hanger	1½"H x 2¾"L	-4° to 140°	±0.1°F/C	—	Taylor	14F305



No. 3NZR8



No. 35HV26



No. 2FGK7

TAYLOR



Food Service Thermometers and Safety Monitor

Thermometers and monitors are essential to ensuring that foods are cooked to the proper temperature and equipment is calibrated to the correct degree.

Features	Size	Accuracy	Temp. Range (°F)	Std.	Brand	Item No.
Analog Thermometers—Pocket Style						
Antimicrobial Sleeve and 1-Point Calibration	1¾" Dia. with 5" Stem	±2°F, ±1°C	0° to 220°	NSF	Taylor	14F307
Antimicrobial Sleeve and 3-Point Calibration	1" Dia. with 5" Stem	±1%	0° to 220°	NSF	Taylor	3NZR8
Field Recalibratable, Pocket Sheath	1" Dia. with 5" Stem	±5°F	50° to 550°	NSF	Taylor	35HV47
Field Recalibratable, Pocket Sheath	Analog	±2°F	0° to 220°	NSF	Taylor	35HV45
Digital Thermometers—Pocket Style						
Memory Recall and Protective Sleeve	LCD Readout with 5" Stem	—	14° to 392°	—	Taylor	3NZR9
Antimicrobial Sleeve, Hold Function, Auto Shut-Off, and Dishwasher Safe Construction	LCD Readout with Backlight and 4½" Stem	—	-40° to 500°	NSF	Taylor	3NZT4
Auto-Off, Pocket Sheath	LCD Readout with 5" Stem	±3.5°F	-40° to 302°	NSF	Taylor	35HV46
Programmable Alarm, Probe	LCD Readout with 4" Stem	±5°F	32° to 392°	NSF	Taylor	35HV48
Digital Thermometers—Pocket Style with Step-Down Probe Tip						
Antimicrobial Sleeve, Auto Shut-Off, and Waterproof Construction	LCD Readout with 4" Stem	—	-40° to 450°	NSF	Taylor	3NZT1
Meat Thermometers						
Cooked Meat						
Field Recalibratable, Brown Coded, Pocket Sheath	Analog	±2°F	0° to 220°	NSF	Taylor	35HV24
Raw Meat						
Field Recalibratable, Red Coded, Pocket Sheath	Analog	±2°F	0° to 220°	NSF	Taylor	35HV26
Fish						
Field Recalibratable, Blue Coded, Pocket Sheath	Analog	±2°F	0° to 220°	NSF	Taylor	35HV23
Poultry						
Field Recalibratable, Yellow Coded, Pocket Sheath	Analog	±2°F	0° to 220°	NSF	Taylor	35HV27
Allergy Thermometers						
Field Recalibratable, Purple Coded, Pocket Sheath	Analog	±2°F	0° to 220°	NSF	Taylor	35HV25
Auto-Off, Pocket Sheath	LCD Readout with 5" Stem	±2°C	-40° to 302°	NSF	Taylor	35HV28
1.5mm Step-Down Tip, Pocket Sheath	LCD Readout with 5" Stem	±1°F	-40° to 500°	NSF	Taylor	35HV29
Candy/Jelly/Deep Fryer Thermometers						
Digital with Multiposition Head, Magnetic Back, Timer, Alarm, and Auto Shut-Off	LCD Readout with 9" Stem	±2°F, ±1°C	-40° to 450°	—	Taylor	14F310
Candy Prep Guidelines, Pan Clip	Analog	±5°F	100° to 380°	NSF	Taylor	35HV40
Safety Cap, Pan Clip	Analog	±5°F	100° to 400°	NSF	Taylor	35HV43
Kettle/Deep Fryer Thermometers						
Bimetal with Adjustable Vessel Clip	2½" Dia. with 15" Stem	±1°F	50° to 550°	—	Cooper Atkins	5WX72
12" Long Stem, Pan Clip	Analog	±10°F	50° to 550°	NSF	Taylor	35HV50
Coolit-Rite™ Safety Monitor						
Programmable Timer and Adjustable Vessel Clip	LCD Readout with 15" Stem	±2°F	-4° to 302°	NSF, CE, RoHS, WEEE	Cooper Atkins	2FGK7



No. 14F306



No. 6DKE1



No. 6DKD7

TAYLOR

Oven and Hot Holding Thermometers

Thermometers help you prevent food safety issues by ensuring that foods are cooked to the proper temperature and ovens are calibrated to the correct degree.

Description	Size	Accuracy	Temp. Range (°F)	Std.	Item No.
Oven					
Liquid-Filled	2 5/8"W x 4 7/8"L	±10°F	100° to 600°	—	14F306
Bimetal	2" Dia.	± 5°F	100° to 600°	NSF	35HV41
Bimetal	2 1/4" Dia.	±5° at 350°F	100° to 600°	NSF	6DKD7
Hot Holding					
Bimetal	2 3/4" Dia.	130° to 180°F ±5°	100° to 180°	NSF	6DKE1



No. 14F320



No. 35HV22

TAYLOR

Infrared Thermometers

Infrared technology easily measures surface temperature without contact, helping to prevent cross contamination.

Description	Accuracy	Temp. Range (°F)	Item No.
With Fixed Emissivity @ 0.95 and Scan/Hold Feature	±2°F/±1°C	-49° to 752°F	14F320
With Fixed Emissivity @ 0.95	± 0.10%	-67° to 428°	35HV21
With Fixed Emissivity @ 0.95	± 1%	-58° to 662°	35HV22

TAYLOR

Scales

Precise digital models and mechanical units with internal stop mechanisms are all durable enough to meet the needs of the required application, while maintaining the importance of accuracy.

Description	Cap.	Item No.
Digital Portioning Scales		
5" x 5" Stainless Steel Platform, 115VAC or Battery Operated	5kg/10 lb.	3NZH1
6" Dia. Glass Platform, Battery Operated	4kg x 1g/8 lb. x 0.1 oz.	3NZN5
6 1/2" x 6 1/4" Plastic Platform, Battery Operated, Nutrition, and Calorie Calculating	11 lb.	14F315
Heavy-Duty Analog Mechanical Scale		
9" x 9" Stainless Steel Platform	50 lb.	14F322



No. 3NZH1



No. 3NZN5



No. 14F315



No. 14F322

TAYLOR



Kitchen Timers

Reliable timers have a variety of uses inside the kitchen and out.

Description	Max. Time Setting	Brand	Item No.
Analog			
Mechanical Timer	60 min.	Rubbermaid	4PLT8
Digital			
Timer/Stopwatch with Lanyard	99 min., 59 sec.	Taylor	14F313
4-Event Timer with Whiteboard and Dry-Erase Pen	23 hr., 59 min.	Taylor	14F314
Compact Timer with Pocket Clip and Magnetic Stand	20 hr.	Rubbermaid	4PLT9



No. 4PLT8



No. 14F313



No. 14F314



No. 4PLT9



No. 6CAN3



No. 6CAN4



No. 6CAN5



Temperature Sticks

- Single use—no cross-contamination
- Color-coded for desired temperature

Sticks indicate when different foods have been cooked to a safe internal temperature. Single use, to help prevent cross-contamination. Easy-to-read and verify measurements in seconds. Ideal for batch testing. Color-coded.

Description	Temp. Range (°F)	Item No.
Food Thermometer Strips - pk. of 250 - Green	140°	6CAN3
Food Thermometer Strips - pk. of 250 - Black	160°	6CAN4
Food Thermometer Strips - pk. of 250 - Brown	170°	6CAN5



No. 6CAN0



Saf-T-Wrap Station™

- Holds 9 rolls, date labels, 1 roll film/foil

Dispenses film and foil, and has an integrated dating label dispenser; side caddies store pens, cutters and other tools. Adjustable adapters accommodate film or foil rolls from 12" to 18". Can be mounted on wire shelving or included wall brackets. NSF Listed.

Description	Item No.
Saf-T-Wrap Station®	6CAN0
Saf-T-Wrap Station® with Slide Cutter	6CAN1



No. 6CAK4



No. 6CAK6



No. 6CAK7



SAF-CHECK™ Sanitizer Measurement

All-in-one systems keep thermometer and sanitizer test strips together and handy; allow easier and more-frequent temperature and sanitizer strength checks. Nos. 6CAK4 and 6CAK5 include one 15-ft. test strip roll, detachable carabiner and pocket clip. Nos. 6CAK6 and 6CAK7 include two 15-ft. test strip rolls.

Description	Item No.
Chlorine Tester	6CAK6
Chlorine Tester with Thermometer	6CAK4
Quaternary Tester	6CAK7
Quaternary Tester with Thermometer	6CAK5



No. 4NCK8



No. 4UKT4



Measuring Spoons

Convenient set of spoons provide you with accurate measurements and are clearly marked with capacities for easy identification. Spoons are attached together with a removable ring.

Description	Cap.	Brand	Item No.
4-Pc. Stainless Steel Round Measuring Spoon Set	¼ tsp, ½ tsp, 1 tsp, 1 Tbsp	Vollrath	4NCK8
6-Pc. Polycarbonate Measuring Spoon Set	⅓ tsp - 1 Tbsp	Rubbermaid	4UKT4



No. 21D734



No. 4UKT3



No. 2YU26



Measuring Cups

Accurately measure ingredients with sturdy cups and scoops. Capacities are clearly marked for easy identification. No. 4NCL6 has an oval scoop that works great for batters. Nos. 4NCL7 to 4NCL9 are easy to use with a pouring spout, beveled lip, and comfortable welded handle.

Description	Cap.	Brand	Item No.
Individual Measuring Cups			
BPA Free Polycarbonate Measuring Cup	1 Cup	Rubbermaid	2YU26
BPA Free Polycarbonate Measuring Cup	1 pt.	Rubbermaid	2YU27
BPA Free Polycarbonate Measuring Cup	1 qt.	Rubbermaid	2YU28
BPA Free Polycarbonate Measuring Cup	2 qt.	Rubbermaid	2YU29
BPA Free Polycarbonate Measuring Cup	4 qt.	Rubbermaid	2YU30
Stainless Steel Oval Measuring Scoop	1 cup	Vollrath	4NCL6
Stainless Steel Graduated Measure	½ qt.	Vollrath	4NCL7
Stainless Steel Graduated Measure	1 qt.	Vollrath	4NCL8
Stainless Steel Graduated Measure	2 qt.	Vollrath	4NCL9
Measuring Cup Sets			
4-Pc. Stainless Steel Measuring Cup Set	¼, ⅓, ½, 1 Cup	Crestware	21D734
4-Pc. Polycarbonate Measuring Cup Set	¼ Cup, ⅓ Cup, ½ Cup, 1 Cup	Rubbermaid	4UKT3



No. 4NCL9



Stainless Steel



Aluminum with Nonstick Interior



Flat Cover



Stainless Steel with Nonstick Interior



Fry Pans

• NSF Certified

Vented silicone handles are rated for stovetop or oven use.

Top Dia. (in.)	Bottom Dia. (in.)	Overall H (in.)	Gauge	FRY PAN Item No.	FLAT COVER Item No.
Stainless Steel Fry Pan					
8	5¼	1⅞	10	4NCG1	4RYZ7
10	7⅞	2⅞	8	4NCG2	4ZCV5
12	9¾	2½	8	4NCG3	4NCH1
Stainless Steel Fry Pan With Nonstick Interior					
8	5¼	1⅞	10	4NCG4	4RYZ7
10	7⅞	2⅞	8	4NCG5	4ZCV5
12	9¾	2½	8	4NCG6	4NCH1
Aluminum Fry Pan					
8	5¼	1⅞	10	4NCH2	4NCH5
10	7⅞	2⅞	8	4NCH3	4RZC2
12	9¾	2½	8	4NCH4	4RZA2
Aluminum Fry Pan With Nonstick Interior					
8	5¼	1⅞	10	4NCG7	4NCH5
10	7⅞	2⅞	8	4NCG8	4RZC2
12	9¾	2½	8	4NCG9	4RZA2



Pans

Induction ready, and Nos. 13C037 to 13C041 can also be used on gas ranges or put into the oven. Stainless steel. Nos. 13C047 to 13C052 have 5-ply construction to evenly transfer heat.



No. 13C047



No. 13C037



No. 13C039

Description	Color	Item No.
Saute Pan/Skillet w/Long Handle		
1-qt., 20-oz.	Red	13C050
2-qt., 12-oz.	Red	13C051
3-qt., 4-oz.	Red	13C052
Saute Pan/Skillet w/2 Round Handles and Lid		
1-qt., 20-oz.	Red	13C047
2-qt., 12-oz.	Red	13C048
3-qt., 4-oz.	Red	13C049
Saute Pan w/Lid		
4-qt.	Silver	13C037
Braiser Pan w/Lid		
13", 3½-qt.	Silver	13C038
10", 1½-qt.	Silver	13C039
Chefs Pan w/Lid		
12", 3½-qt.	Silver	13C040
12", 3½-qt.	Silver	13C041
Lid Holder		
For Use with 1-qt. Saute Pan	—	13C063
Lid Holder, For Use with 2-qt. Saute Pan	—	13C064
Lid Holder, For Use with 3-qt. Saute Pan	—	13C065



No. 13C033



No. 13C034



No. 13C035



No. 13C036



Fondue Pots

Pots can be used with any fondue. No. 13C033 has a Pewter Glo finish. Nos. 13C034 and 13C035 are made of 18/8 stainless steel and are induction ready. No. 13C035 has a tapered handle.

Description	Cap. (qt.)	Item No.
Fondue Pot	2	13C033
Fondue Pot, Induction	2	13C034
Fondue Pot, Induction	2	13C035
Fondue Pot Insert	0.75	13C036



No. 4RYZ3



No. 4RY9



Sauce Pans

• NSF Certified

Vented silicone handles are rated for stovetop or oven use. Pans heat evenly.

Cap. (qt.)	SAUCE PAN Item No.	FLAT COVER Item No.
Stainless Steel Sauce Pans		
2½	4RYZ3	4RYZ6
3½	4RYZ4	4RYZ7
4½	4RYZ5	4RYZ8
Aluminum Sauce Pans		
2¾	4RY9	4NCH5
5½	4RYZ1	4NCH6
7	4RYZ2	4NCH7



No. 4NCN9



No. 4NCT1



Stainless Steel Mixing Bowls

Design helps prevent tipping during use. Resist scratches and stains. Nos. 4NCP5 to 4NCP7 and 4NCT1 and 4NCT2 are NSF Certified.

Cap.	Outside Dia.	Item No.
Mixing Bowls		
½ qt.	5¼"	4NCN6
¾ qt.	6¼"	4NCN7
1½ qt.	7¾"	4NCN8
3 qt.	9¾"	4NCN9
4 qt.	10¾"	4NCP1
5 qt.	11¾"	4NCP2
8 qt.	13¼"	4NCP3
13 qt.	16"	4NCP4
30 qt.	21¾"	4NCP5
45 qt.	25¼"	4NCP6
80 qt.	30¾"	4NCP7
Stainless Steel Utility Pans with Handles		
12 qt.	16½"	4NCT1
24 qt.	21¾"	4NCT2



Stainless Steel Bain Marie Pots

• NSF Certified

Select a pot sized for your salad bar, dressing, and condiment service.



No. 4NDY5

Cap. (qt.)	Overall D (in.)	Fits Opening (in.)	POT Item No.	COVER Item No.
1 1/4	5 3/4	4 1/4	4NDY1	4ZCV6
2	6 3/4	5	4NDY2	4NDY9
2	4	6 1/4	4NDY3	4NDZ1
3 1/2	7 1/4	6 1/4	4NDY4	4NDZ1
4 1/4	7 5/8	6 5/8	4NDY5	4NDZ2
6	8 5/8	7 3/8	4NDY6	4NDZ3
8 1/4	9 3/4	8 1/2	4NDY7	4NDZ4
12	10 7/8	9 1/8	4NDY8	4NDZ5



No. 13C042

Pots

Induction-ready pots feature 5-ply stainless steel construction to evenly transfer heat. Red enameled finish. Designed for use at action stations or as displayware. Not meant for open flame. Include lid. Insert pans turn pot into double boiler.

Description	POT W/LID Item No.	INSERT PAN Item No.	LID HOLDER Item No.
1.7-qt.	13C042	13C053	13C058
2.3-qt.	13C043	13C054	13C059
3.3-qt.	13C044	13C055	13C060
4.3-qt.	13C045	13C056	13C061
5.7-qt.	13C046	13C057	13C062

No. 21D491



CRESTWARE Double Boilers

Three-piece aluminum double boilers come complete with the pot, insert and cover. Durable construction stands up to heavy usage.

Cap. (qt.)	Inset Cap. (qt.)	Overall D (in.)	Bottom Dia. (in.)	Item No.
8	6 1/2	8 1/4	10 5/16	21D491
12	11	9 5/8	11 1/16	21D492
16	14	9 3/4	12 3/8	21D493
20	17 1/2	10	13	21D494



No. 4RZA4



No. 4RZC6



No. 4RZC2



No. 4RZC7



Stock Pots

• NSF Certified (except for Nos. 4RZC7 and 4RZC8)

Stocks and soups marry their flavors in these generously sized pots.

Cap. (qt.)	Inside D (in.)	STOCK POT Item No.	FLAT COVER Item No.
Stainless Steel Stock Pots			
16	8 1/2	4RZA4	4NCH1
22	8 1/2	4ZCV4	4RZA6
Heavy-Duty Aluminum Stock Pots			
12	9	4RZA7	4RZC2
16	12	4RZA8	4RZC2
24	12 3/16	4RZA9	4RZA2
32	14	4RZC1	4RZC4
32	14 3/8	4RZC5	4RZC4
40	15	4RZC6	4RZC8
Heavy-Duty Aluminum Stock Pot with Faucet			
40	15	4RZC7	4RZC8



Rapi-Kool® Chill Paddles

Paddles rapidly chill products from the inside, so foods can be cooled faster and more evenly. Or use them to help keep already chilled items at appropriate cold-hold temperatures. Easy to clean and sanitize. Wall chart provides pictorial step-by-step instructions for correct use of chill paddles. Instructions are in English and Spanish.



No. 6CAJ9

Description	Cap.	Dim.	Item No.
Food Chiller	128 oz.	15 x 5 x 5"	6CAJ9
Food Chiller	256 oz.	10 3/4 x 10 3/4 x 9"	6CAK0
Food Chiller	64 oz.	10 3/4 x 5 x 5"	6CAK1
Food Chiller Wall Bracket	—	2 3/4 x 8 3/4 x 7 1/2"	6CAK2
Food Chiller Replacement Cap	—	1/2 x 2"	6CAK3
Rapi Kool™ Chart	—	—	5WAY2



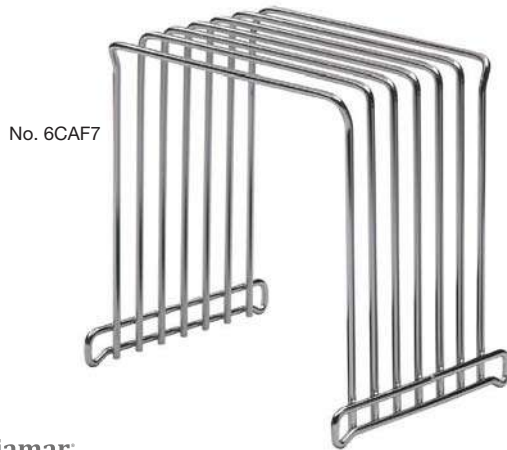
No. 6AZU8



No. 6AZU9



No. 6AZX6



No. 6CAF7

No. 5WAY4



Cut-N-Carry® and Saf-T-Grip® Cutting Boards

Food safety hook ensures sanitary carrying and storage. Tough surfaces will not dull knives and prevent unsafe cut-grooving where dirt and bacteria can hide. Color-coded sets help prevent cross-contamination; includes wall chart with step-by-step instructions. Saf-T-Grip® boards are NSF Certified and feature integrated antislip grips for a safe cutting surface.

Color	L	W	Thickness	Item No.
Cut-N-Carry® Red, Yellow, Green, Blue, White, Brown	12"	18"	½"	6AZU8
Red, Yellow, Green, Blue, White, Brown	18"	24"	½"	6AZV9
Red, Yellow, Green, White	12"	18"	½"	6AZU9
Red, Yellow, Green, White	18"	24"	½"	6AZW0

Color	L	W	Thickness	Item No.
Saf-T-Grip® Red, Yellow, Green, Blue, White, Brown	12"	18"	½"	6AZW9
Red, Yellow, Green, Blue, White, Brown	15"	20"	½"	6AZX6
Red, Yellow, Green, Blue, White, Brown	18"	24"	½"	6AZY3
Accessories Stainless Steel Cutting Board Rack, 6 Hangers 11" x 10 5/8" x 8 3/4"				6CAF7
Quad-Set Cutting Board Chart				5WAY4



Yellow




Natural



Red



Green



Blue



HDPE Cutting Board Sheets

- Max. service temp.: 180°F
- Heat deflection temp.: 176°F
- Tensile strength: 4000 psi
- Impact strength: 1.3 lb.

Specially formulated acid-resistant surface is perfect for cutting boards and won't absorb moisture, odor, or bacteria, and won't dull knives. Resist chipping, peeling, cracking, and warping. Dishwasher safe. Meet FDA 21 CFR 177.52, ASTM D1822, USDA, and Canada AG compliant.

Size	Thickness	Thickness Tolerance	►CHOOSE: Color	Item No.
12" x 24"	0.500"	+/-0.03"	Blue, Green, Natural, Red, Yellow	H7044
12" x 48"	0.500"	+/-0.03"	Blue, Green, Natural, Red, Yellow	H7043
24" x 24"	0.500"	+/-0.03"	Blue, Green, Natural, Red, Yellow	H7042
24" x 48"	0.500"	+/-0.03"	Blue, Green, Natural, Red, Yellow	H7045
48" x 48"	0.500"	+/-0.03"	Blue, Green, Natural, Red, Yellow	H7046
48" x 96"	0.500"	+/-0.03"	Blue, Green, Natural, Red, Yellow	H7047



Board-Mate® Cutting Board Mats

- NSF Listed
- Dishwasher safe

Place under cutting boards to prevent potentially dangerous slipping on virtually any work surface.

Color	L	W	Thickness	Item No.
White	10"	16"	1/8"	6AZY9
White	13"	18"	1/8"	6AZZO
White	16"	22"	1/8"	6AZZ1



No. 6AZZO



Flexible Cutting Mats

Color-coded mats reduce the risk of cross-contamination. They are easy to clean and dishwasher safe.

Color	L	W	Item No.	Pkg. Qty.	Color	L	W	Item No.	Pkg. Qty.
Six-Piece Cutting Mat Set					Cutting Mat				
Assorted	12"	18"	6EZK5	6	White	12"	18"	6EZK8	6
Assorted	15"	20"	6EZK6	6	White	15"	20"	6EZK9	6
Assorted	18"	24"	6EZK7	6	White	18"	24"	6EZL0	6



Assorted Colors



Wooden Cutting Boards

Made of American hardwoods, these professional cutting boards protect knife edges with Boos Block® cream beeswax finish. R and RA Series boards are reversible with edge grain construction and convenient hand grips. Gift collection models come with attached feet. Nos. 38L123 and 38L130 include a juice groove; No. 38L130 also features a stainless steel removable tray.

Description	L	W	Thickness	Mfr. Model	Item No.
R Series/RA Series					
Maple, Reversible with Hand Grips, Edge Grain	18"	12"	1 1/2"	R01	38L114
Maple, Reversible with Hand Grips, Edge Grain	18"	12"	2 1/4"	RA01	38L119
Maple, Reversible with Hand Grips, Edge Grain	20"	15"	1 1/2"	R03	38L116
Maple, Reversible with Hand Grips, Edge Grain	20"	15"	2 1/4"	RA02	38L120
Maple, Reversible with Hand Grips, Edge Grain	24"	18"	1 1/2"	R02	38L115
Maple, Reversible with Hand Grips, Edge Grain	24"	18"	2 1/4"	RA03	38L121
Black Walnut, Reversible with Hand Grips, Edge Grain	20"	15"	1 1/2"	Wal-R03	38L118
Black Walnut, Reversible with Hand Grips, Edge Grain	24"	18"	1 1/2"	Wal-R02	38L117
Maple with Hand Grips & Juice Groove, Edge Grain	20"	15"	2 1/4"	RA02-GRV	38L123
Maple, Reversible with Hand Grips, Edge Grain	30"	23"	2 1/4"	RA06	38L122
Professional					
Black Walnut, Round, End Grain	18"	18"	3"	Wal-CCB183-R	38L124
Gift Collection					
Maple with Bun Feet, End Grain	6"	6"	4"	MCB1	38L129
Maple with Bun Feet, End Grain	12"	12"	3"	MCS1	38L128
Maple with Bun Feet, End Grain	12"	12"	1 1/2"	B12S	38L126
Maple, Round with Bun Feet, End Grain	12"	12"	3"	MCR1	38L127
Maple, Round with Bun Feet, End Grain	12"	12"	1 1/2"	B12R	38L125
Maple, Sloped Juice Groove with SS Removable Pan, Edge Grain	18"	18"	2 1/4"	PM18180225-P	38L130



No. 38L118



No. 38L124



No. 38L127



No. 38L130



Lobster Cracker

Double-jaw, chrome-plated metal cracker makes short work of getting to the lobster meat.

Handle Length (in.)	Overall Length (in.)	Item No.
3½	6¼	6DVT5



Oyster Fork

• Pkg. qty.: 12.

Seafood-loving guests will appreciate the extra touch of having a dedicated fork to help consume their meal. Stylish design is made of forged 18/8 stainless steel.

Pattern	L	Item No.
Manhattan	5¾"	13C165



Gauchito Steak Knives

• Pkg. qty.: 12.

Razor-sharp blades slice cleanly through meat. Wood-handled knives have riveted handles.

Description	L	Item No.
Pakka Wood Handle, Pointed Tip	9"	13C124
Pakka Wood Handle, Pointed Tip	10"	13C125
2-Rivet Handle, Round Tip	10"	13C121
Polypropylene Handle, Pointed Tip	10"	13C122
Dark Wood Handle, Pointed Tip	10"	13C123



Ultimate White Collection® Cutlery

• NSF Certified

High-quality professional knives feature high-carbon stain-free steel blades and ergonomic polypropylene handles with textured finger points.

Description	Item No.
6" Narrow Boning Knife	6AKN9
8" Chef/Utility Knife	6AKP0
10" Chef/Utility Knife	6AKP1
8" Offset Wavy Edge Utility Knife	6AKP2
11" Wavy Edge Knife	6AKP3



Stainless Steel Steak Knives

Make a bold statement with these knife sizes, shapes, and handle materials available to complement any flatware style.

Description	Item No.	Pkg. Qty.
Pointed Tip, Black Polypropylene Handle	6ARX8	24
Round Tip, Black Polypropylene Handle	6ARX9	12
Jumbo 2-Rivet Black Polypropylene Handle	6ARY0	12
Pointed Tip, Light Brown Hardwood Handle	6ARY1	36
Heavy-Duty Full Tang, Black Delrin Handle	6ARY2	12
Ultimate Jumbo Frosted Silver Stainless Steel Handle	6ARY3	12



No. 4VEA2



No. 4VEC1



Kitchen Knives

• **NSF Certified**

High-carbon steel blades resist stains. Slip-resistant polypropylene handle.

Dexter Basics®—Knives provide quality and value.

Sani-Safe®—Textured handle withstands both high and low temperatures. Impervious blade-to-handle seal.

Item	L	Handle Color	Item No.
Dexter Basics®			
Bread Knife, Slicer	8"	Black	4VEA5
Bread Knife, Slicer	10"	Black	4VEA2
Bread Knife, Slicer	12"	Black	4VEA3
Bread Knife, Offset Slicer	8"	Black	4VEA6
Chef/Utility Knife, Cook's Knife	8"	Black	4VEA1
Chef/Utility Knife, Cook's Knife	10"	Black	4VDZ9
Paring Knife	3 1/8"	Black	4VEA7
Paring Knife	3 1/4"	Black	4VEA8
Boning Knife	6"	Black	4VEA4
Sani-Safe®			
Bread Knife, Slicer	10"	White	4VEC3
Bread Knife, Slicer	12"	White	4VEC2
Bread Knife, Offset Slicer	9"	White	4VEC4
Chef/Utility Knife, Cook's Knife	8"	White	4VEC1
Chef/Utility Knife, Cook's Knife	10"	White	4VEA9
Chef/Utility Knife, Utility Knife	6"	White	4VEC6
Chef/Utility Knife, Roast Slicer	12"	White	4VEC7
Paring Knife	3 1/4"	White	4VEC5

• Knives and accessories not included

No. 6AKV2



Carrying Cases

Durable cases organize your knives in style—and with safety in mind. Cutlery not included.

Knife Roll—Heavy-duty roll has elastic pockets and a hook-and-loop closure.

Knife Cases—Once your knives are stowed, these cases fold into a box shape for easy portability. A hard PVC lining protects your investment. Each case has 2 safety straps with snap locks and a shoulder strap, plus a business card/ID holder. No. 6AKV4 adds hook-and-loop tabs. No. 6AKV4 has elastic and mesh pockets for extra storage options.

Triple-Zip Knife Case—Keep your knives organized in the 3 full-width zippered compartments and extra outside zippered pocket. Lightweight but strong heavy-duty nylon bag has 2 snap-locking safety straps, a business card/ID holder, and of course a shoulder strap.

Description	Item No.
7-Pocket Knife Roll	6AKV2
10-Pocket Knife Case	6AKV3
17-Pocket Knife Case	6AKV4
Triple-Zip Knife Case	6AKV8



No. G6165 Red



No. 6AKJ7



No. 6AKK2



Millennia™ Cutlery

• **NSF Certified**

Knife blades are stamped from high-carbon stain-free steel, with ergonomic handles.

Description	Item No.
Knife Roll Set	
7 Pocket Nylon Roll, 3 1/2" Paring, 6" Boning, 8" Offset Wavy Edge Utility, 7" Granton Edge Santoku, 8" Chef's, 11" Granton Edge Slicer, 10" Sharpening Steel	6AKJ6
CHOOSE: Handle Color	
Paring Knife	
2 1/2"	Black 6AKJ8
3"	Blue, Green, Red, Yellow 66165
3 1/2"	Black 6AKJ7
3 1/2"	White 12E729
Boning Knife	
6"	Black 6AKK0
6" Narrow	Black 6AKJ9
6" Narrow	Blue, Green, Red, Yellow 66170
6" Wide	Black 6AKL7
6" Curved	Black 6AKL8
6" Wavy	Blue, Green, Red, Yellow 66171
Utility Knife	
6"	Black 6AKL4
6" Wavy Edge	Black 6AKL5
8" Offset, Wavy Edge	Black 6AKK1
8" Offset	Blue, Green, Red, Yellow 66169
Chef's Knife	
8" Wavy Edge	Black 6AKK2
8"	Black 6AKK3
8"	Blue, Green, Red, Yellow 66166
9"	Black 6AKK4
10"	Black 6AKK5
10"	Blue, Green, Red, Yellow 66167
12"	White 12E727
12"	Black 6AKK6
Bread Knife	
10" Wide	Black 6AKL3
Fillet Knife	
7"	Black 6AKK8
7"	White 12E728
Slicing Knife	
11" Granton Edge	Black 6AKL0
11" Wavy Edge	Black 6AKL1
12" Wavy Edge	Black 6AKL2
Santoku Knife	
7" Granton Edge	Black 6AKK7
7"	Blue, Green, Red, Yellow 66168
Usuba Knife	
7"	Black 6AKK9
Cook's Fork	
8" Curved	Black 6AKL6



CARLISLE

Basting and Pastry Brushes

• Pkg. qty. of 12

Boar bristles are water-resistant and withstand temperatures up to 500°F. Handles hang on the lip of container to prevent bristle burn.

Description	Item No.
Hardwood Handle with Boar Bristles	
1½" Wide Flat Brush	4KDG7
3"W Flat Brush	4KDG9
Plastic Handle with Boar Bristles	
2"W Brush	4KDG2
3"W Brush	4KDG3
Plastic Handle with Nylon Bristles	
2"W Brush	4KDG4
Nylon Handle with Nylon Bristles	
3"W Brush	4KDG5
Plastic Pastry Brush with Nylon Bristles	
2"W Brush	4KDH1
3"W Brush	4KDH2
4"W Brush	4KDH3



Tongs

Color-coded handles provide quick identification for controlled food contact, helping prevent cross-contamination. No. 4KJV2 comes with black, blue, red, yellow, tan, and green tongs.

Description	Overall Length (in.)	Item No.
20-Ga. Stainless Steel, Plastisol Coated Handle—Heat-Resistant up to 180°F—NSF Certified		
Utility w/Black-Coated Handle	9½	4KJT4
Utility w/Black-Coated Handle	12	4KJT5
Utility w/Black-Coated Handle	16	4KJT6
Multipack Color-Coded Set	9½	4KJV2
24-Ga. Stainless Steel—Heat-Resistant up to 180°F		
Utility	7	4KJU4
Utility	9½	4KJU5
Utility	12	4KJU6
Utility	16	4KJU7
Pom	6	4KJU8
Pom	9	4KJU9
Pom	12	4KJV1
High Heat—Heat-Resistant up to 450°F—NSF Certified		
Utility w/Nylon Ends and Black-Coated Handle	9½	4KJU1
Utility w/Nylon Ends and Black-Coated Handle	12	4KJU2
Utility w/Nylon Ends and Black-Coated Handle	16	4KJU3
High Heat Stainless With Nylon End—Heat-Resistant up to 450°F—NSF Certified		
Utility w/Nylon Ends	9½	4KJT7
Utility w/Nylon Ends	12	4KJT8
Utility w/Nylon Ends	16	4KJT9



VOLLRATH

DEXTER
THE EDGE SINCE 1818

TABLECRAFT

MERCER
Innovations for Chefs™

No. 6CHH8

Turners and Spreaders

• Dishwasher safe

Essential cooking and serving pieces help keep foodservice running smoothly. High-Heat Nylon No. 4KJR6 is heat-resistant up to 475°F. Stainless Steel, Stain-Free, and High Carbon Stainless Steel with High-Heat Nylon Handle turners are heat-resistant up to 450°F.

Description	Overall Length	Blade Width	Brand	Item No.	Pkg. Qty.
High Heat Nylon					
Slotted Black Blade with Built-in Stopper	13½"	3¼"	Vollrath	4KJR6	1
Stainless Steel/High Heat Nylon					
Beveled Solid Blade with White Handle	13½"	3"	Vollrath	4KJR7	1
Beveled Solid Blade with Black Handle	13½"	3"	Vollrath	4KJR8	1
Solid Blade with White Handle	16½"	2⅞"	Vollrath	4KJR9	1
Solid Blade with Black Handle	16½"	2⅞"	Vollrath	4KJT1	1
Perforated Blade with White Handle	16½"	2⅞"	Vollrath	4KJT2	1
Stain-Free High Carbon Steel					
Pot Fork	—	—	Dexter Russell	4VEC8 *	1
Sandwich Spreader	—	—	Dexter Russell	4VEC9 *	1
Cake Turner	—	—	Dexter Russell	4VED1 *	1
Turner	15¼"	3"	Dexter Russell	4VED2 *	1
Fish Turner	11¾"	3"	Dexter Russell	4VED3 *	1
Turner	13¼"	3"	Dexter Russell	4VED4 *	1
Hamburger Turner	11¼"	3"	Dexter Russell	4VED5 *	1
Stainless Steel with Bubinga Wood Handle					
Server	—	—	TableCraft	6EZC2	12
Turner, Solid	14¼"	2⅞"	TableCraft	6EZC6	12
Turner, Perforated	14¼"	2⅞"	TableCraft	6EZC8	12
Turner, Square Blade	16"	4"	TableCraft	6EZC9	12
Turner, Solid	13"	5"	TableCraft	6EZD0	12
High Carbon Stainless Steel with High-Heat Nylon Handle					
Turner, Rounded	14½"	3"	Mercer Cutlery	6AKR0	1
Turner, Rounded	14½"	3"	Mercer Cutlery	6AKR1	1
Turner	13¼"	3"	Mercer Cutlery	6AKR2	1
Turner, Square, Beveled	11¼"	3"	Mercer Cutlery	6AKR3	1
Turner, Rounded	15⅞"	4"	Mercer Cutlery	6AKR4	1
Fish Turner, Rounded, Slotted	11½"	2⅞"	Mercer Cutlery	6AKR6	1
High Carbon Stainless Steel with Polypropylene Handle					
Three-Pack Spreader Set, Wavy Edge	—	—	Mercer Cutlery	6CHH8	1
Turner, Solid, Rounded	14½"	3"	Mercer Cutlery	6AKL9	1
Turner, Perforated, Rounded	14½"	3"	Mercer Cutlery	6AKN0	1
Turner, Solid, Square	13¼"	3"	Mercer Cutlery	6AKN1	1
Mini Turner, Rounded	8½"	2½"	Mercer Cutlery	6AKN4	1
Pie Server, Triangular	—	—	Mercer Cutlery	6AKN5	1
Pie Server, Oval	—	—	Mercer Cutlery	6AKN6	1
Spreader, Rounded	—	—	Mercer Cutlery	6AKN8	1

* NSF Certified.




Spatulas

- **NSF Certified**
- **Dishwasher safe**

Large or small, flat or spoon-shaped, for cold or hot foods: Keep your kitchen well-equipped.

Color	Handle	Overall Length (in.)	Brand	Item No.
Food Scraper Cold—Heat-Resistant to 185°F				
White	Molded plastic	9½	Rubbermaid	4PLY7
White	Molded plastic	13½	Rubbermaid	4PLY8
White	Molded plastic	16½	Rubbermaid	4PLY9
Food Scraper Hot—Heat-Resistant to 500°F				
Red/White	Nylon	9½	Rubbermaid	4PLZ3
Red/White	Nylon	13½	Rubbermaid	4UED7
Red/White	Nylon	16½	Rubbermaid	4UED8
Plastic Scraper—Heat-Resistant to 212°F				
White	Polypropylene	9%	Vollrath	4NCK2
White	Polypropylene	13%	Vollrath	4NCK3
White	Polypropylene	16%	Vollrath	4NCK4
High-Heat Scraper Shaped—Heat-Resistant up to 500°F				
Red/White	Nylon	10	Vollrath	4NCJ5
Red/White	Nylon	13½	Vollrath	4NCJ6
Red/White	Nylon	16½	Vollrath	4NCJ7
High-Heat Spoon Shaped—Heat-Resistant up to 500°F				
Red/White	Nylon	10	Vollrath	4NCJ8
Red/White	Nylon	13½	Vollrath	4NCJ9
Red/White	Nylon	16½	Vollrath	4NCK1



Color	Handle	Overall Length (in.)	Brand	Item No.
Spoon Shaped—Heat-Resistant to 500°F				
Red/White	Nylon	9½	Rubbermaid	4UED9
Red/White	Nylon	13½	Rubbermaid	4UEE1
Red/White	Nylon	16½	Rubbermaid	4UEE2
Spoon Shaped—Heat-Resistant up to 185°F				
White	Molded plastic	9½	Rubbermaid	4PLZ1
White	Molded plastic	13½	Rubbermaid	4PLZ2
Soft-Spoon—Heat-Resistant up to 212°F				
White	Polypropylene	9½	Vollrath	4NCK5
White	Polypropylene	13½	Vollrath	4NCK6
White	Polypropylene	16½	Vollrath	4NCK7



Firm Grip™ Utensils

Stainless steel construction with Santoprene™ thermoplastic handle.

Description	Item No.
Straight Peeler	6EZG5
Serrated Edge Peeler	6EZG6
Y Peeler	6EZG7
Julienne Peeler	6EZG9
Serrated Y Peeler	6EZG8
Zester/Lemon Peeler	6EZH1
Melon Baller	6EZH2
Apple Corer	6EZH3
Tomato Stem Corer	6EZH4
Garnishing Knife	6EZH7
Butter Curler	6EZH8
Ice Cream Disher	6EZJ6
Garlic Press	6EZJ1
Cheese Plane	6EZH0
Grater, Small Hole	6EZJ2
Grater, Medium Hole	6EZJ3
Grater, Large Hole	6EZJ4
Grapefruit Knife	6EZH5
Double Pastry Cutter	6EZH6
Bagel Cutter	6EZJ0
Pizza Cutter Wheel	6EZJ7
Paring Knife	6EZJ5
Chef/Utility Knife, Mini	6EZK1
Hand Can Opener	6EZJ8
Kitchen Shears	6EZJ9
Poultry Shear, Soft Grip	6EZK0



Dishers

- **NSF Certified**
- **Dishwasher safe**

Portion-control dishers are color-coded by the manufacturer for easy identification. Antimicrobial handle and stainless steel bowl.

Cap.	Handle Color	Brand	White	Item No.
0.75 oz.	Orchid	Vollrath		4NDX9
0.87 oz.	Orchid	TableCraft		13V442
1.0 oz.	Black	Vollrath		4NDX8
1.25 oz.	Black	TableCraft		13V441
1 .37 oz.	Red	Vollrath		4NDX7
1.75 oz.	Red	TableCraft		13V440
1.62 oz.	Yellow	Vollrath		4NDX6
2.75 oz.	Blue	TableCraft		13V438
2.0 oz.	Dark Blue	Vollrath		4NDX5
2.62 oz.	Green	Vollrath		4NDX4
2.0 oz.	Yellow	TableCraft		13V439
3.25 oz.	Green	TableCraft		13V437
3.25 oz.	Ivory	Vollrath		4NDX3
3.75 oz.	Ivory	TableCraft		11W189
4.0 oz.	Gray	Vollrath		4NDX2
4.0 oz.	Gray	TableCraft		11W188
4.75 oz.	White	TableCraft		11W187
5.37 oz.	White	Vollrath		4NDX1



No. 4KJJ1



No. 6EZE5



Wire Whips

• **French Whips are NSF Certified**

Stainless steel whips have nylon handles that resist heat up to 475°F. Choose rigid French Whips, flexible Piano Whips, or, to reach into the largest pots, Kettle Whips.

Handle Length (in.)	Overall Length (in.)	Brand	FRENCH WHIPS AQUA HANDLE COLOR Item No.	PIANO WHIPS PURPLE HANDLE COLOR Item No.
Wire Whips				
4 5/8	10	Vollrath	4KJJ1	4KJJ9
4 5/8	12	Vollrath	4KJJ2	4KJK1
4 5/8	14	Vollrath	4KJJ3	4KJK2
4 5/8	16	Vollrath	—	4KJK3
4 5/8	18	Vollrath	—	4KJK4
5 7/16	16	Vollrath	4KJJ4	—
5 7/16	18	Vollrath	4KJJ5	—
5 7/16	20	Vollrath	4KJJ6	—
6 3/16	22	Vollrath	4KJJ7	—
12	24	Vollrath	4KJJ8	—

Overall Length (in.)	Brand	Item No.
Kettle Whips		
40	TableCraft	6EZE5
48	TableCraft	6EZE6



No. 4KJN8



No. 4KJP7



Food Prep and Serving Spoons

• **NSF Certified**

These hard-working tools are essential preparation and service utensils. Choose solid, perforated, or slotted spoons in the length that suits your needs.

Description	L	Item No.
Stainless Steel		
Solid Basting Spoon	11"	4KJN8
Solid Basting Spoon	13"	4KJN9
Solid Basting Spoon	15"	4KJP1
Solid Basting Spoon	18"	4KJP2
Solid Basting Spoon	21"	4KJP3
Perforated Basting Spoon	11"	4KJP4
Perforated Basting Spoon	13"	4KJP5
Perforated Basting Spoon	15"	4KJP6
Slotted Basting Spoon	11"	4KJP7
Slotted Basting Spoon	13"	4KJP8
Slotted Basting Spoon	15"	4KJP9
Nylon		
Solid Prep Spoon	8 1/2"	4KJR1
Solid Prep Spoon	12"	4KJR2
Solid Prep Spoon	15"	4KJR3
High-Heat Nylon (Heat Resistant up to 475°F)		
Solid Ergonomic Spoon, Black	13 1/4"	4KJR4
Slotted Ergonomic Spoon, Black	13 1/4"	4KJR5



Wooden Spoons

- **Beechwood construction**
- **Pkg. of 12**

Hardwood spoons won't burn your hands and are safe for nonstick surfaces.



No. 6Ezd4

L	W	Item No.
12"	3"	6Ezd4
14"	3"	6Ezd5
16"	3"	6Ezd6
18"	2 1/4"	6Ezd7



No. 4RYN4



No. 4RYP2



Spoodles®

• **NSF Certified**

Serving utensils combine the portion control of a ladle with a spoon's ease of use. Nylon handle is heat resistant up to 450°F and has a built-in stopper.

Cap. (oz.)	L	SOLID SPOODLE Item No.	PERFORATED SPOODLE Item No.
1	12 1/2"	4RYN4	4RYP2
2	13 1/16"	4RYN5	4RYP3
3	13 1/2"	4RYN6	4RYP4
4	13 13/16"	4RYN7	4RYP5
5	14 1/16"	4RYN8	4RYP6
6	14 3/8"	4RYN9	4RYP7
8	14 3/4"	4RYP1	4RYP8



Ladles

• **NSF Certified**

Clearly identified serving sizes help keep presentation consistent. Hooked handles are handy for storage and keep the ladles from sliding into a hot pot.



No. 4KJK6



No. 4KJN6

Cap. (oz.)	Handle Length (in.)	Item No.
Stainless Steel With Plastic-Coated Antimicrobial Handle		
1/2	6	4KJK5
3/4	9	4KJK6
1	9 7/8	4KJK7
1 1/2	9 7/8	4KJK8
2	9 7/8	4KJK9
3	12 5/8	4KJL1
4	12 5/8	4KJL2
5	12 1/2	4KJL3
6	12 5/8	4KJL4
8	12 5/8	4KJL5
12	12 1/2	4KJL6
24	18 1/8	4KJL7
72	17	4KJL8

Cap. (oz.)	Handle Length (in.)	Item No.
Stainless Steel		
1/2	11	4KJL9
1	11	4KJN1
2	11	4KJN2
3	11	4KJN3
4	12 1/2	4KJN4
6	12 1/2	4KJN5
8	12 1/2	4KJN6
12	13	4KJN7




No. 6EYZ6

No. 6EZA0



No. 6EZA1



No. 6EZA3



No. 6EZA5



No. 6EZA6



No. 6EZA7



No. 6EZA8



No. 6EZO0



Stainless Steel Serving Utensils

Description	L	Item No.	Pkg. Qty.
Soup Ladle, 4-oz.	12"	6EYZ7	12
Soup Ladle, 6-oz.	12"	6EYZ6	12
Cold Meat Fork	10¼"	6EZA0	12
2 Tine Pot Fork	11"	6EZA1	12
9" Chef/Utility Knife	9"	6EZA3	1
Slotted Spoon	11¼"	6EZA5	12
Turner	—	6EZA6	12
Solid Spoon	11¼"	6EZA7	12
Cheese Plane	—	6EZA8	12
Pastry Turner	11"	6EZA9	12
Pie Server	12"	6EZO0	12



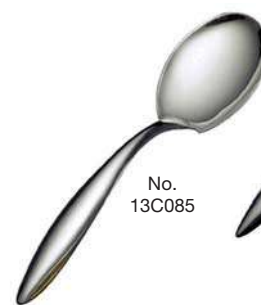
No. 13C077



No. 13C078



No. 13C084



No. 13C085



No. 13C086



Serving Utensils

Stainless steel construction. Curved, stay-cool handle for comfort.

Description	Overall Length (in.)	Item No.
Serving Fork	14	13C077
Serving Ladle	15	13C078
Serving Sauce Ladle	10	13C084
Solid Serving Spoon	9¾	13C085
Solid Serving Spoon	13½	13C079
Slotted Serving Spoon	9¾	13C086
Slotted Serving Spoon	13½	13C080
Solid Serving Turner	14¾	13C081
Slotted Serving Turner	14¾	13C082
Serving Tongs	9¼	13C083
Pastry Server	10¼	13C087



Fenwick Sage



Turnbury Style, Latte



Heritage Style, Onyx



Healthcare Dishes

Durable dishes are tough enough to withstand everyday use in demanding healthcare and hospitality applications. Insulated dishes keep food at the correct serving temperature during meal deliveries. Underliners are non-insulated to hold wax base (No. 40XC08, sold on Grainger.com). All insulated bases and pellet liners fit with Dinx insulated domes.

Style	Cap.	Color	LIDS			
			Item No.	Pkg. Qty.	Item No.	Pkg. Qty.
Bowls						
Tulip Berry Dish	5 oz.	Clear	38VX87	96	38VX96	1000
Tulip Cup	5 oz.		6ADV2	96	6CRD0	1000
Tulip	8 oz.		38VX85	48	38VX96	1000
Square	10 oz.		38VX86	48	—	—
Tulip	13 oz.		6ADV3	48	6CRD1	1000
Insulated Bowls						
Fenwick	5 oz.	Onyx, Latte, Cranberry, Sage	H2193	48	38W351	1500
	9 oz.		H2193	48	38W352	1000
Heritage	5 oz.	Onyx, Mauve, Cranberry, Midnight Blue, Teal	D7747	48	6CRC6	2000
	9 oz.		D7747	48	6CRC6	2000
Insulated Mugs						
Fenwick	8 oz.	Dark Blue, Onyx, Latte, Cranberry, Sage	H2192	48	38W351	1500
Turnbury	8 oz.	Onyx, Cranberry, Midnight Blue, Latte, Hunter Green, Plum, Sage	D7746	48	6CRC3	1500
Heritage	8 oz.	Onyx, Mauve, Cranberry, Midnight Blue, Teal	D7745	48	6CRC6	2000
Juice Tumbler						
Insulated,	6 oz.	Mauve, Cranberry, Teal	D7749	24	6CRD2	1000
Insulated Domes						
Fenwick,	10" Dia.	Midnight Blue, Onyx, Latte, Cranberry, Sage	H2194	12	—	—
Turnbury,	10" Dia.	Onyx, Cranberry, Midnight Blue, Latte, Hunter Green, Plum, Sage	J4740	12	—	—
Heritage,	10" Dia.	Onyx, Mauve, Cranberry, Midnight Blue, Teal	D7742	12	—	—
Insulated Bases						
	9½" Dia.	Onyx, Mauve, Cranberry, Midnight Blue, Latte, Teal, Hunter Green, Plum, Sage	D7743	12	—	—
Pellet Underliners						
	9½" Dia.	Hunter Green, Plum, Sage, Onyx, Mauve, Cranberry, Midnight Blue, Latte, Teal	D7744	12	—	—



Bowl, Cranberry



Mug, Speckled Gray



Dome Cover with Underliner, Speckled Gray



Pellet Lifter

CAMBRO

Hot Entrée Service System

System keeps hot foods at safe temperatures for more than 1 hr. Plastic thermal warming pellet can be heated in a base heater or conventional oven and fits in pellet underliner. System accommodates a 9" plate. Insulated domes feature contoured handle. Heat-retaining bowls are NSF Certified.

Description	Color	Item No.	Pkg. Qty.	Description	Color	Item No.	Pkg. Qty.
Insulated Bowls				Insulated Domes			
5 oz. Cap.	Speckled Gray	33HE81	48	10¾" Dia.	Black	4UKL2	12
	Black	4UKG8	48		Cranberry	4UKL6	12
	Cranberry	4UKH1	48	10¼" Dia.	Gray	33HE83	12
9 oz. Cap.	Speckled Gray	33HE82	48	Pellet Underliners			
	Black	4UKG9	48	9½" Dia.	Dark Gray	4UKL4	12
	Cranberry	4UKH2	48		Black	4UKL3	12
8 oz. Cap.	Speckled Gray	33HE85	48	9¾" Dia.	Cranberry	4UKL7	12
	Black	4UHY9	48		Speckled Gray	33HE84	12
	Cranberry	4UHZ1	48	Pellet Lifters			
				3"H x 3⅜" Dia.	Black/Red	4UKL5	1

CAMBRO

Polycarbonate Plate Covers

• NSF Certified

Covers help keep plated meals warm and protected from contaminants when transporting from kitchen to table.



Overall Height	Dia.	Item No.	Pkg. Qty.
2¾"	9½"	4UKL9	12
2⅞"	10⅜"	4UKL8	12
2⅞"	11"	4UKN1	12



American by Design

Stainless Steel Plate Cover

Keeps food warm until service. For use with 10½", 10¾", and 11" plates.



Description	Item No.	Pkg. Qty.
10½" dia.	24T579	12



Lid
Cranberry



16.9-oz.
Server
Midnight Blue



Latte



Onyx



Beverage Servers

Durable, double-wall construction maintains proper temperatures for both hot and cold beverages. Include coordinating snap-on lid with pour spout.

Cap.	Pkg. Qty.	CRANBERRY Item No.	LATTE Item No.	MIDNIGHT BLUE Item No.	ONYX Item No.
Insulated Servers					
16.9 oz.	12	38VX76	38VX74	38VX75	38VX73
33.81 oz.	12	38VX80	38VX78	38VX79	38VX77
Replacement Lids					
—	12	38VX84	38VX82	38VX83	38VX81



Tumbler (Shown with
Lid w/Straw Slot)



Healthcare Tumblers

Durable, BPA-free SAN construction is dishwasher safe. Clear tumblers feature an attractive swirl design. Convenient lids are translucent.

Size	Overall Height	Dia.	TUMBLER		LID		LID W/STRAW SLOT	
			Item No.	Pkg. Qty.	Item No.	Pkg. Qty.	Item No.	Pkg. Qty.
6 oz.	3 1/4"	2 3/8"	6ADU9	72	6CRD6	1000	38VX92	1000
9 oz.	3 3/8"	3 1/4"	6ADV0	72	—	—	6CRD8	1000
12 oz.	4 1/8"	3 1/4"	6ADV1	72	—	—	38VX95	1000



Plates and Platters

- Melamine plates and platters resist temperatures up to 212°F
- Polycarbonate plates are NSF Certified
- Platters are BPA free

Durable plates and platters in neutral colors easily match any decor.

► CHOOSE: Color	Dia.	Brand	Item No.	Pkg. Qty.
Dinner Plates, Melamine/SAN				
White, Bone	9"	Carlisle	D5409	24
White, Bone	10 1/2"	Carlisle	D5408	12
Salad Plates, Melamine/SAN				
White, Bone	7 1/4"	Carlisle	D5411	48
Narrow Rim Plates, Polycarbonate				
Beige	5 1/2"	Cambro	4UKN9	48
Beige	7 1/2"	Cambro	4UKN8	48
Beige	9"	Cambro	4UKN7	48
Beige	10"	Cambro	4UKN6	48
Oval Oval Platters, Melamine/SAN				
White, Bone	9 1/2"	Carlisle	D5413	24
White, Bone	11 15/16"	Carlisle	D5412	12



White



Beige



Bone



Bowls

- Polycarbonate bowls are NSF Certified
- Bowls come in a variety of shapes and designs to help you create an elegant presentation for your guests.

Description	Cap.	Dia.	Color	Item No.	Pkg. Qty.
Polycarbonate - Cambro					
Fruit Cup	5 oz.	4 3/8"	Beige	4UKN2	48
Grapefruit	11 oz.	6"	Beige	4UKN4	48
Nappie	12 1/2 oz.	5"	Beige	4UKN5	48
Nappie	15 1/4 oz.	5 1/4"	Beige	4UKN3	48
Melamine - Tablecraft					
Round	2 Oz	3 1/4"	White	6EYW9	12
Round	9 Oz	4 3/4"	White	6EYX2	12
Square	2 Oz	3"	White	6EYX4	12
Square	2 Oz	3 1/2"	White	6EYW8	12
Square	120 oz.	10"	White	6EYW0	1
Square	170 Oz	12 1/4"	White	6EYW1	1
Teardrop	3 Oz	4 1/2"	White	6EYX1	12
Melamine, SAN - Carlisle					
Dinner	4.2 oz.	4 7/8"	White, Bone	D5407	48
Dinner	11.1 oz.	9 1/4"	White, Bone	D5406	24
Dinner	19.9 oz.	12"	White, Bone	D5405	12



Polycarbonate
Fruit Cup



Polycarbonate
Nappie



Melamine
Square



Melamine Dinner
Bowl, Bone

See Grainger.com® for more patterns



Pacific Rim



Dominion



Stainless Steel Flatware

Choose from a variety of attractive styles to complement any decor.

Description	Brand	Item No.	Pkg. Qty.
Pacific Rim - 18/10 SS			
Teaspoon	Walco	6ARC6	36
Bouillon Spoon	Walco	6ARD5	24
Dessert Spoon	Walco	6ARD3	24
Demitasse Spoon	Walco	6ARD8	24
Iced Tea Spoon	Walco	6ARC8	24
Serving Spoon	Walco	6ARC7	12
Cocktail Fork	Walco	6ARD6	24
Salad Fork	Walco	6ARD1	24
Large Salad Fork	Walco	6ARD2	24
Dinner Fork	Walco	6ARC9	24
European Fork	Walco	6ARD0	24
Dinner Knife, 7"L	Walco	6ARD4	12
Dinner Knife, 8 1/4"L	Walco	6ARD7	12
Dinner Knife, 8 11/16"L	Walco	6ARD9	12
European Dinner Knife	Walco	6ARE0	12
Dominion - 18/0 SS			
Teaspoon	Walco	6ARK3	36
Bouillon Spoon	Walco	6ARK9	24
Dessert Spoon	Walco	6ARK8	24
Demitasse Spoon	Walco	6ARL1	36
Iced Tea Spoon	Walco	6ARK5	24
Serving Spoon	Walco	6ARK4	24
Cocktail Fork	Walco	6ARL0	24
Salad Fork	Walco	6ARK7	24
Dinner Fork	Walco	6ARK6	24
Dinner Knife	Walco	6ARL2	12



Design+ Large Tumbler No. 20Y760



Design+ Cooler Tumbler No. 20Y761



Vivaldi Collins Tumbler No. 20Y756



Vivaldi Medium Tumbler No. 20Y755



No. 4UKK5



No. 4UKJ7



No. 4UKH8

CAMBRO Tumblers

Impact-resistant SAN plastic tumblers look like glass; resist chips and breaks.


Cap.	Item No.	Pkg. Qty.
Camwear®		
5 5/8 oz.	4UKL1	48
8 oz.	4UKK9	48
9 1/10 oz.	4UKK8	48
9 3/8 oz.	4UKK7	48
13 oz.	4UKK6	48
17 oz.	4UKK5	48
Laguna®		
6 oz.	4UKK4	36
8 oz.	4UKK3	36
10 oz.	4UKK2	36
12 oz.	4UKK1	36
14 oz.	4UKJ9	36
16 oz.	4UKJ8	36
22 oz.	4UKJ7	36
Newport		
6 3/8 oz.	4UKJ6	36
8 oz.	4UKJ5	36
9 3/10 oz.	4UKJ4	36
10 oz.	4UKJ3	36
12 3/8 oz.	4UKJ2	36
14 oz.	4UKJ1	36
16 3/8 oz.	4UKH9	36
22 oz.	4UKH8	36



Tumblers

Tough clear polycarbonate is more durable than glass and dishwasher safe.

Description	Cap.	Item No.	Pkg. Qty.
Design+			
Medium Tumbler	10 oz.	20Y759	12
Large Tumbler	14 oz.	20Y760	12
Cooler Tumbler	23 oz.	20Y761	12
Vivaldi			
Small Tumbler	8 oz.	20Y754	12
Collins Tumbler	10 oz.	20Y756	12
Medium Tumbler	10 oz.	20Y755	12
Tumbler	12 oz.	20Y757	12
Large Tumbler	14 oz.	20Y758	12



No. H3695



Napkins, Tablecloths, and Table Skirts

Durable table linens make the perfect addition to any elegant dining table. Napkins and tablecloths are made of tough Visa® polyester fabric which has superior stain-, soil-, and odor-release properties. Table skirts are a poly-cotton blend with hook-and-loop closures and a shirred design.

Size	Color	Item No.	Pkg. Qty.
Napkins			
18" sq.	Beige, Burgundy, Black, Royal Blue, Forest Green, Ivory, Red, Seafoam Green, Sandalwood, Wedgewood Blue, White	H3689	12
20" sq.	Beige, Burgundy, Black, Royal Blue, Forest Green, Ivory, Red, Seafoam Green, Sandalwood, Wedgewood Blue, White	H3690	12
Tablecloths			
72" sq.	Beige, Burgundy, Black, Royal Blue, Forest Green, Ivory, Red, Seafoam Green, Sandalwood, Wedgewood Blue, White	H3691	1
52"W x 70"L	Beige, Burgundy, Black, Royal Blue, Forest Green, Ivory, Red, Seafoam Green, Sandalwood, Wedgewood Blue, White	H3692	1
52"W x 96"L	Beige, Burgundy, Black, Royal Blue, Forest Green, Ivory, Red, Seafoam Green, Sandalwood, Wedgewood Blue, White	H3693	1
72"W x 72"L	Black, White	H3694	1
Table Skirts			
29"H x 13 ft.L	Burgundy, Black, Red, White	H3695	1
29"H x 17½ ft.L	Burgundy, Black, Royal Blue, Red, White	H3696	1
29"H x 21½ ft.L	Burgundy, Black, Royal Blue, Red, White	H5239	1



No. 11N687



No. 38X924



Table Linen Clips

Linen clips clamp onto the table lip and are a quick and easy way to secure your linens. Easily install and remove skirting on table edges from 1" to 2" with hook-and-loop attachments. Use hangers to easily organize and store your table linens and keep them wrinkle-free when not in use.

Description	Table Thickness	Material	Brand	Item No.	Pkg. Qty.
Table Skirt Clips w/Hook Fastener					
Single Table	—	—	Phoenix	11N687	12
Single Table	¾" to 1"	Polyester	Fastenation	38X910	100
Multi Table	¾ to 1½"	Rigid PVC	Fastenation	38X912	100
Super Multi Table	2"	Rigid PVC	Fastenation	38X914	100
Table Cloth Clips					
Table Cloth Clip	¾"	Rigid PVC	Fastenation	38X916	100
Table Cloth Clip	¾ to 1½"	Rigid PVC	Fastenation	38X918	100
Table Cloth Clip	2"	Rigid PVC	Fastenation	38X920	100
Table Skirt/Cloth Hangers					
Roll Up Style	—	Steel and Vinyl Coated	Fastenation	38X922	5
Safety Pin Style	—	Steel and Vinyl Coated	Fastenation	38X924	5



No. 25PT56



Disposable Table Covers, Napkins, and Placemats

Plastic Table Covers—Provide you with a quick and clean eating surface that you can wipe down easily.

Linen-Like® Table Covers—Get the look of upscale linen with this attractive and economical alternative.

1-Ply Dinner Napkins—Soft and absorbent white napkins add an elegant touch to your table without the hassle of laundering linens.

Placemats—Attractive white paper design provides a clean, individual dining surface while enhancing the look of your table.

W	L	Shape	Item No.	Pkg. Qty.
Plastic Table Covers				
54"	108"	Rectangle	25PT56	12
82"	82"	Round	25PT62	12
Linen-Like® Table Covers				
50"	54"	Rectangle	25PT58	48
54"	108"	Rectangle	25PT61	24
Fold Type	Folded Dim.	Sheet Size	Item No.	Pkg. Qty.
1-Ply Dinner Napkins				
No Fold	No Fold	14½" x 14½"	25PR95	1,000
No Fold	No Fold	16" x 16"	25PT15	1,000
¼ Fold	10" x 4¼"	17" x 20"	25PT05	300
Edge Style	Dim.	Item No.	Pkg. Qty.	
Placemats				
Scalloped	9½" x 13½"	25PT44	1,000 *	
Straight	10" x 14"	25PT41	1,000	

* Made from 100% recycled paper.



Pizzeria
the freshest pizza in town



Menu Page Protectors

Clear covers keep your menus clean and readable by keeping them free of stains and splatters.

Thickness	W	L	Item No.	Pkg. Qty.
3 mil	18"	12"	30D518	25



No. 6DVR7



No. 6EYR7

No. 6DVX8



No. 4NCT3

No. 6DVT7



Condiment Dispensers

Choose from an assortment of dispensers to meet your needs.

Description	Size	Brand	Item No.	Pkg. Qty.
Salt and Pepper Shakers				
Glass/ Chrome Top	1 oz.	TableCraft	6DVR7	24
Glass/ Stainless Steel Top	1 oz.	TableCraft	6DVR8	72
Glass/ Stainless Steel	4 oz.	TableCraft	6EYR9	12
Shakers				
Perforated Chrome Top	6 oz.	TableCraft	6EYR7	36
Glass	12 oz.	TableCraft	6DVX4	24
Chrome Slotted Top	6 oz.	TableCraft	6EYR6	24
Plastic w/ Side Flap Top	12 oz.	TableCraft	6DVX5	24
Glass/Chrome Plate Metal Top	14 oz.	TableCraft	6DVT8	12
Glass/Chrome Plate Metal Top	6 oz.	TableCraft	6DVT7	12
Polyethylene/ABS Almond Top	48 oz.	TableCraft	6DVU3	6
Pourers				
Polycarbonate with Stainless Steel Top w/ Center Pour Top	12 oz.	TableCraft	6DVX9	24
Polycarbonate with Stainless Steel Top w/Side Flap	12 oz.	TableCraft	6DVX7	24
Fluted Glass with Stainless Steel Top w/Center Pour Top	12 oz.	TableCraft	6DVX8	24
Fluted Glass with Stainless Steel Top w/Side Flap Top	12 oz.	TableCraft	6DVX6	24
Bell Creamer				
Stainless Steel	3 oz.	TableCraft	6EZC4	12
Dredge Shakers				
Aluminum Large Hole w/out Handle	10 oz.	Vollrath	4NCT3	1
Aluminum Large Hole with Handle	10 oz.	Vollrath	4NCT4	1
Aluminum Small Hole w/out Handle	10 oz.	Vollrath	4NCT5	1
Aluminum Small Hole with Handle	10 oz.	Vollrath	4NCT6	1
Aluminum w/Handle	10 oz.	TableCraft	6EZG3	12
Stainless Steel	10 oz.	TableCraft	6DVT6	12
Stainless Steel w/Handle	10 oz.	TableCraft	6EZG4	12
Oil and Vinegar Dispensers				
Glass, Stainless Steel Pourer	6 oz.	TableCraft	6DVU0	12
Glass, Stainless Steel Pourer	12 oz.	TableCraft	6EYU0	12
Glass, Stainless Steel Pourer	16 oz.	TableCraft	6DVU2	12
Oil & Vinegar Sets				
(2) 8½ oz. Bottles, Pourers and Chrome Plated Rack	—	TableCraft	6DVX1	6
(2) 6 oz. Bottles and 1 Chrome Plated Rack	—	TableCraft	6DVX3	6



Imperial
No. 14F230



Pueblo
No. 14F243



Gem
No. 14F229



Lehigh
No. 14F237



Disposable
Pepper Mill
No. 14F238

CHEF SPECIALTIES



Salt and Pepper Mills

Choose from elegant, contemporary, and informal styles to accent any decor.

Description	H (in.)	Item No.	Pkg. Qty.
Wood - Chef Specialties			
Windsor Style Pepper Mill, Walnut	8	14F236	1
Imperial Style Pepper Mill, Ebony	10½	14F234	1
Imperial Style Pepper Mill, Walnut	10½	14F230	1
President Style Pepper Mill, Walnut	12	14F232	1
Monarch Style Pepper Mill, Walnut	18	14F231	1
Pueblo Style Pepper Mill, Cafe Brown	10¾	14F243	1
Pueblo Style Pepper Mill, Cafe Brown	16½	14F244	1
Capstan Style Pepper Mill and Salt Shaker, Walnut	4¾	14F235	1
Acrylic - Chef Specialties			
Gem Style Pepper Mill and Salt Shaker - Includes Black Pepper and Table Salt	6½	14F229	1
Lehigh Style Pepper Mill and Salt Shaker - Includes Black Pepper and Table Salt	7	14F237	1
Citation Style Salt Mill - Includes Sea Salt Crystals	5½	14F241	1
Citation Style Pepper Mill - Includes Black Pepper	5½	14F240	1
Stainless Steel - Chef Specialties			
Futura Style Pepper Mill and Salt Mill	4	14F233	1
Disposable - Chef Specialties			
Pepper Mill - Includes Black Pepper	4½	14F238	12
Sea Salt Mill - Includes Sea Salt Crystals	4½	14F239	12
Disposable - Office Snax			
4 oz. Salt/1.5 oz. Pepper	—	23MJ51	24



No. 21D964

CRESTWARE

Condiment Squeeze Dispensers

Constructed of durable polyethylene.

Description	Size	Item No.	Pkg. Qty.
Clear Color - Cone Tip	8 oz.	21D964	12
Clear Color - Cone Tip	12 oz.	21D965	12
Clear Color - Cone Tip	24 oz.	21D966	12



No. 31EV88



No. 31EV93



Popcorn Makers and Wagon

Popcorn Makers have enclosed heat lamp that keeps popcorn warm. Eye level rocker control switches and illuminated kettle heat switch provide easy operation. Heated corn deck with drop shelf allows easy access. Include 1-pc. clean-in-place nickel-plated all-steel kettle. Tempered safety glass windows with powder-coated finish resist scratching.

Nonheated removable aluminum tumbler coats products as it rotates. 1-switch operation evenly coats product in minutes. Easily mixes in nuts, powder or liquid coating. Nos. 31EV93, 31EV94, 31EV95 are steel with a powder-coated finish that resists scratching. Assembly required.

No. 31EW23 Popping Plant has a versatile 2-shelf design that accepts both electric and gas poppers. Features knock down table design. Serving tool kit included.

Description	Cap.	H	W	Item No.
Popcorn Makers				
Goldrush	6 oz.	27½"	21"	31EV90
Apprentice	6 oz.	27½"	21"	31EV88
T2000	8 oz.	30½"	21"	31EV91
T3000	12 oz.	34½"	24"	31EV92
Trilogy	8/12/16 oz.	34½"	24"	31EV89
Gourmet Popping Plants				
Twin Gourmet Popping Plant	32 oz.	62½"	83½"	31EW23
Popcorn Wagon Bases				
T3000 Assembled Wagon for 8/12/16 oz. Poppers		32"	44½"	31EV95
T2000 Assembled Wagon for 8 oz. Poppers		32¼"	41¾"	31EV94
Goldrush Knockdown Wagon for 6 oz. Poppers		31¼"	40½"	31EV93
Popcorn Coaters				
Coater Mixer Tumbler	4.5 gal.	30"	26"	31EW22
Popcorn Ingredients				
Popcorn Portion Pack - Coconut Oil/Corn/Salt				31EW24
Caramel Mix				31EW36
Neutral Glaze Mix				31EW37
Non-Stick Lethicin				31EW38
Cheese Mix - Popcorn Cheese				31EW40



No. 31EW09



No. 31EW10 with 31EW15



Hot Dog Grills and Bun Warmers

Grills and warmers feature stainless steel construction and digital temperature controls. Broiler heats frozen hot dogs in 20 minutes and warms up to 48 buns. Grills provide complete rotation, heating up to 144 hot dogs per hour; included grease trap allows the cooking of sausages. Grill Stand No. 31EW15 can be stacked to save counter space. Bun warmers hold 30 buns and provide either dry or humid heat.

Description	H	W	D	Watts	Item No.
Hot Dog Broiler & Bun Warmer					
Up to 36 Hot Dogs	17"	35½"	25"	1200	31EW09
Hot Dog Grills					
Up to 24 Hot Dogs	8"	22"	22"	1000	31EW10
Up to 36 Hot Dogs	9½"	35½"	24"	1850	31EW11
Hot Dog Grill Stand					
For use with 31EW10 and 31EW11	17¾"	22"	18"	—	31EW15
Bun Warmers					
Up to 36 Buns	10"	19¾"	19"	250	31EW12
Up to 48 Buns	7¾"	34"	21"	350	31EW13
Sneeze Guards					
For use with 31EW10	7¾"	20¼"	15½"	—	31EW16
For use with 31EW11	11¾"	32½"	17¾"	—	31EW17



No. 31EW08



Display Cases

Nos. 31EW21 and 31EW08 feature a rotating rack. No. 31EW07 holds up to 10 lb. of nacho chips. No. 31EW20 holds 56 oz. of popped corn.

Description	Item No.
Churro Cabinet	31EW21
Pretzel Cabinet	31EW08
Nacho Alto	31EW07
Popcorn Cabinet	31EW20



Topping Dispensers

Portable dispensers are ideal for self-service operation. For heavy-duty concession areas and food service locations. Stainless steel construction.

Nacho Cheese Pump—Aluminum tub with built-in thermostat heats cheese to serving temperature within 30 minutes. Holds two 6 lb. bags.

Counter Topper Dispenser—No-drip spout helps eliminate product waste and mess. Consistently heats topping and holds up to one 2.5 gal. bag.

Description	Watts	Item No.
Butter Topping Dispenser	389	31EW19
Nacho Cheese Dispenser	645	31EW96



No. 31EW19



No. 31EW96



CAMBRO



Beverage Pitchers

- Commercial dishwasher safe
- NSF Certified

Polycarbonate pitchers have dripproof spouts. Polyethylene pitcher has a 3-way lid (closed, open, and slotted). Polypropylene pitchers have removable, freezer-safe center ice core. Keep drinks cold for hours without diluting.

Cap.	Color	Brand	Item No.	Pkg. Qty.
Polycarbonate				
60 oz.	Clear	TableCraft	6EZN8	12
60 oz.	Clear	Cambro	4UKH5	6
32 oz.	Clear	Rubbermaid	4UEE8	1
48 oz.	Clear	Rubbermaid	4UEF2	1
Polyethylene				
2 qt.	Almond	Rubbermaid	4UEF5	1
Polypropylene				
½ gal.	Clear	TableCraft	6EYT8	1
¾ gal.	Clear	TableCraft	6EYT9	1



CAMBRO

Insulated Beverage Servers

Serve hot and cold beverages. Dripproof recessed spigot. Stackable for storage.

External Dim. W x D x H	Holding Cap.	Servings	Color	Item No.
16½" x 9" x 18¾"	2½ gal.	45 7-oz. Cups	Black	4UJL5
			Dark Brown	4UJL6
16½" x 9" x 24¼"	4¾ gal.	86 7-oz. Cups	Black	4UJL7
			Dark Brown	4UJL8



No. 6DVN1



No. 6EYY2



Beverage Dispensers

- Center core holds ice for chilling

Polypropylene—Reservoir is detachable for easy prep and features ½-gal. graduations on the side. Labels not affixed.
 • NSF Certified; FDA approved polypropylene

Polycarbonate and Stainless Steel—Double style features 1½-gal. capacity on each side and removable reservoir with built-in ice chamber for easy cleaning.

Description	Cap.	Item No.
Polypropylene		
Black	3 gal.	6DVN1
Brown	3 gal.	6DVN2
Black	5 gal.	6DVN3
Brown	5 gal.	6DVN4
Polycarbonate/Stainless Steel		
Double	3 gal.	6EYY1
Single	2.1 gal.	6EYY2

CRESTWARE

Beverage Servers

Plastic servers keep beverages hot and are easy to use with a thumb valve pourer.

Cap.	Color	Item No.
20 oz.	Black	45GK29
20 oz.	White	45GK30
42 oz.	Black	45GK31
42 oz.	White	45GK32
64 oz.	Black	45GK33
64 oz.	White	45GK34



No. 14L888



No. 14L893



No. 14L895



No. 14L902

GENUINE
THERMOS
BRAND

Vacuum-Insulated Carafes

• NSF Certified

Double-wall vacuum-insulated design locks in temperature to preserve flavor and freshness. Stainless steel models are 18/8 steel inside and out. Creamer carafes feature a descriptive imprint on the side, have stainless steel construction, and retain temperatures up to 6 hr.

Description	Cap.	Item No.
Vacuum Insulated Carafe		
Stainless Steel with Lever Lid, TGS Style	20 oz.	14L888
Stainless Steel with Lever Lid, TGS Style	34 oz.	14L889
Stainless Steel with Lever Lid, TGS Style	50 oz.	14L890
Stainless Steel with Brew-In Lid, Narrow Base, TGU Style	64 oz.	14L891
Stainless Steel with Twist and Pour Lid, TGM Style	34 oz.	14L901
Vacuum Insulated Creamer Carafe		
Stainless Steel	20 oz.	14L893
Stainless Steel	32 oz.	14L894
Creamer Carafe		
Half and Half Imprint	32 oz.	14L895
Skim Imprint	32 oz.	14L896
Low Fat Imprint	32 oz.	14L897
Cream Imprint	32 oz.	14L898
Milk Imprint	32 oz.	14L899
Additional Lids		
Lever Lid for TGS Carafes - Black		14L902
Lever Lid for TGS Carafes - Orange		14L903
Brew In Lid for TGU/THF Carafes - Black		14L904
Brew In Lid for TGU/THF Carafes - Orange		14L905
Creamer Carafe Replacement Lid - Black		14L906

CRESTWARE

BUNN®

Coffee Decanters

• 64-oz. capacity

Dripproof and fast-pouring for convenient serving. All decanters meet NSF Standards.

No. 12H105



Description	Brand	Item No.
Glass Pourover Decanters		
Black Handle	Bunn	12H104
Orange Handle	Bunn	12H105
Glass Coffee Decanters		
Orange Handle	Crestware	19H528
Unbreakable Plastic with Stainless Steel Bottom Coffee Decanters		
Black Handle	Crestware	19H527

BUNN®

Airpot

Feature convenient brew-through insert and insulation to keep coffee hot for hours. Push-button pots dispense 4 oz. at the first pump.

Cap.	H	Dia.	Item No.
74 oz.	16 ¹³ / ₃₂ "	7 ²⁹ / ₃₂ "	12H093



Spring^{USA}

Beverage Servers

Versatile hot/cold servers can be used table-side, at the buffet, or for room service. Each is crafted of stain-resistant stainless steel.

Insulated—Servers feature the distinctive Sigma squared design. Push-button tabs resist leaking, even if tipped. To easily identify contents, order replacement lids with color-coded tabs, sold separately.

Vacuum Insulated—Servers are the elegant Delta design, with chrome accents on the satin stainless steel exterior. Insulated stainless steel liner holds beverages at temperature for 6 hr. Self-opening cover for effortless pouring.



No. 16W669

Finish/Color	Cap.	Item No.
Insulated Beverage Servers		
Satin Chrome	14 oz.	16W669
Satin Chrome	24 oz.	16W671
Satin Chrome	34 oz.	16W673
Satin Chrome	52 oz.	16W675
Vacuum Insulated Beverage Servers		
Chrome	14 oz.	16W665
Chrome	34 oz.	16W667
Description	Color	Item No.
Plastic Beverage Server Replacement Lids, Pkg. of 6		
For Use With 16W669-16W675	Black/Chrome	16W684
For Use With 16W669-16W675	Black/Red	16W685
For Use With 16W669-16W675	Black/Blue	16W686
For Use With 16W669-16W675	Black/Orange	16W687



No. 20W994



Sandwich Boards

Double-sided design is ideal for announcing promotions in high-traffic areas. UV-resistant and suitable for all weather conditions. Chalk markers are rain-resistant, smearproof, and can be cleaned with just water and a cloth.

Description	Overall Height	Overall Width	Item No.
Natural	54"	30"	20W992
Mahogany	54"	30"	20W993
Natural	34"	22"	20W990
Mahogany	34"	22"	20W991
Chalk Marker Set, Pkg. of 4			20W994



No. 12Y383



No. 4PLW8



No. 14C958



No. 22W905



No. 4PLW1

High Chairs and Boosters

• High chairs meet ASTM standards

Well-designed, sturdy high chairs and boosters help comfortably and safely seat customers' children. Choose from wood and plastic in a variety of colors to match your needs and decor.

Description	Brand	BLACK Item No.	PLATINUM Item No.	DARK GREEN Item No.	BROWN Item No.	DARK BROWN Item No.
High Chair w/Wheels	Rubbermaid	4PLV9	4PLW1	—	—	—
High Chair w/out Wheels	Rubbermaid	4PLW3	4PLW4	4PLW5	—	—
Tray for High Chair	Rubbermaid	4PLW6	4PLW7	4PLW8	—	—
Booster Seat	Carlisle	14C974	—	—	14C958	—
High Chair	CSL Foodservice And Hospitality	12Y383	—	—	12Y386	—
Single Booster Seat	Cambro	22W906	—	—	—	22W905
Dual Booster Seat	Cambro	22W908	—	—	—	22W907



Wood High Chairs

Natural wood-finish chairs easily stack for storage. Most include instant-release safety belt. No. 12Y372 includes seatbelt and 12Y371 does not include the seatbelt.

Color	Item No.	Color	Item No.
Deluxe High Chair		Economy High Chair	
Light	12Y359	Light	12Y367
Dark	12Y361	Dark	12Y369
Black	12Y363	Booster Seat	
Mahogany	12Y365	Light	12Y371
		Light	12Y372



No. 12Y359



No. H6362



Plastic Booster Seats

Extra-wide base adds stability. Easily stackable for storage. Antiskid bumpers on both sides help prevent movement.

► CHOOSE: Color	Item No.
Booster Seat	
Blue	12Y437
Brown	12Y439
Gray	12Y441
Booster Seat - Includes Seat Belt	
Blue, Brown, Gray	H6362



No. 4NCY3



No. 4UKR1



No. 4UKP5



Trays

• NSF Certified

Durable serving trays help to more easily transport and serve food to diners. Nonskid trays feature a super-grip surface to hold items in place with minimal sliding.

More colors are available on Grainger.com.

Description	Overall Length (in.)	Overall W (in.)	►CHOOSE: Color	Material	Brand	Item No.	Pkg. Qty.
Fast Food Trays							
Rectangular	14	10	Brown	Polypropylene	Vollrath	4NCY3	1
Rectangular	16	12	Brown	Polypropylene	Vollrath	4NCY4	1
Rectangular	18	14	Brown	Polypropylene	Vollrath	4NCY5	1
Standard Trays							
Oval	22	26 7/8	Black	Fiberglass	Cambro	4UKR3	6
Rectangular	15	20	Black, Antique Parchment, Pearl Gray, Burgundy	Fiberglass	Cambro	G4170	12
Round	14	13	Black	Fiberglass	Cambro	4UKR1	12
Round	16	15	Black	Fiberglass	Cambro	4UKR2	12
Trapezoid	14	18	Antique Parchment	Fiberglass	Cambro	4UKP5	12
Healthcare Trays							
Rectangular	18	14	Onyx, Latte, Ivory, Dark Blue, Mauve, Cranberry, Gray	Fiberglass	Carlisle Dinox	J4696	12
Rectangular	20	15	Onyx, Gray, Latte, Ivory, Dark Blue, Mauve, Cranberry	Fiberglass	Carlisle Dinox	J4697	12
Nonskid Trays							
Rectangular w/Handles	14	18	Black, Antique Parchment, Pearl Gray, Desert Tan	Fiberglass	Cambro	G4169	12
Rectangular w/Handles	18	14	Black, Gray, Latte	SMC	Carlisle Dinox	J4698	12
Low Profile Trays							
Rectangular w/Handles	20	15	Black	Polycarbonate	Carlisle Dinox	38VY24	12
Rectangular w/Handles, Non-Skid	20	15	Black	Polycarbonate	Carlisle Dinox	38VY25	12



No. G4169



No. J4698



No. 38VY24



Tray Stands

Plastic stands are sanitary with a nonporous surface that can be easily cleaned with a damp cloth. Will not rust, pit, or scratch. Steel models feature sturdy rivet-hinge joints and a stable, wide base. Wood stands have durable, hardwood frames and rivet-hinge construction to support heavy loads.

Description	H	D	W	Load Cap.	Item No.
Plastic Tray Stand					
Black	30"	17 1/4"	18 1/2"	75 lb.	12Y323
Brown	30"	17 1/4"	18 1/2"	75 lb.	12Y325
Steel Tray Stand					
Chrome	31"	15"	19"	150 lb.	12Y326
Chrome	31"	15"	19"	150 lb.	12Y327
Walnut	31"	15"	19"	150 lb.	12Y329
Black	31"	15"	19"	150 lb.	12Y331
Chrome	36"	15"	19"	150 lb.	12Y333
Black	36"	15"	19"	150 lb.	12Y335
Wood Tray Stand					
Walnut	30"	17"	18.5"	100 lb.	12Y351
Mahogany	30"	17"	18.5"	100 lb.	12Y341
Natural	30"	17"	18.5"	100 lb.	12Y343
Walnut	30"	17"	18.5"	100 lb.	12Y345
Walnut	38"	17"	18.5"	100 lb.	12Y347



No. 12Y323



No. 12Y326



No. 12Y351



No. 31EV72



No. 31EV73



No. 31EV82



No. 31EV79



No. 31EV80

FRIGIDAIRE

Oven Ranges and Range Hoods

• ADA Compliant

With easy-to-use controls, these 30" freestanding ranges provide consistent, fast, and accurate cooking and baking temperatures. Convenient storage drawer holds cookware. No. 31EV73 has a large-capacity oven, which provides extra space to cook several dishes at once. Nos. 31EV76 and 31EV77 have extra-large 12" element, allowing larger pots and pans to fit better on the burner. No. 31EV80 features 2 large ovens that can cook 2 separate dishes at the same time with different temperature settings.

Nos. 31EV81 and 31EV82 have sealed gas burners. Nos. 31EV83, 31EV84, and 31EV85 have a 14,000 BTU burner that can boil water faster than traditional range settings. No. 31EV86 has a continuous grate that makes it easy to move heavy pots and pans across burners without lifting.

Range Hoods—These hoods feature adjustable speed convertible exhaust systems with external or recirculating exhaust. Durable aluminum filters are dishwasher safe. Hoods can be vented horizontally or vertically.

Oven Capacity	Number of Burners	Self Cleaning	H	W	D	Cooking Surface	Cooktop BTU Output	BLACK Item No.	WHITE Item No.	STAINLESS STEEL Item No.		
30" Freestanding Electric Range												
4.2 cu. ft.	4	No	47 ³ / ₄ "	29 ⁷ / ₈ "	25 ³ / ₄ "	Colored -Coordinated Porcelain	1500 to 2600	31EV69	31EV70	—		
4.8 cu. ft.	4	No	47 ³ / ₄ "	29 ⁷ / ₈ "	28 ¹⁹ / ₃₂ "	Colored -Coordinated	1250 to 2100	31EV72	31EV71	—		
5.3 cu. ft.	4	Yes	47 ³ / ₄ "	29 ⁷ / ₈ "	25 ³ / ₄ "	Colored -Coordinated Porcelain	1250 to 2100	31EV74	31EV73	31EV75		
5.3 cu. ft.	4	Yes	47 ³ / ₄ "	29 ⁷ / ₈ "	28 ¹⁹ / ₃₂ "	Ceramic Glass	1200 to 2700	31EV77	31EV78	31EV76		
5.3 cu. ft.	5	Yes	47 ³ / ₄ "	29 ⁷ / ₈ "	28 ¹⁹ / ₃₂ "	Ceramic Glass	1200 to 3000	—	—	31EV79		
30" Freestanding Electric Double Oven Range												
3.5 cu. ft.	5	Yes	49"	29 ⁷ / ₈ "	25 ¹ / ₄ "	Ceramic Glass	1200 to 3000	—	—	31EV80		
30" Freestanding Gas Range												
3.5 cu. ft.	4	Yes	49"	29 ⁷ / ₈ "	28 ⁵ / ₁₆ "	Black Porcelain	5000 to 17000	—	—	31EV87		
4.2 cu. ft.	4	No	47 ³ / ₄ "	29 ⁷ / ₈ "	25 ³ / ₄ "	Colored -Coordinated	9500 to 12000	31EV81	31EV82	—		
5.0 cu. ft.	4	Yes	47 ³ / ₄ "	29 ⁷ / ₈ "	25 ³ / ₄ "	Colored -Coordinated Porcelain	5000 to 4000	31EV83	31EV84	—		
5.0 cu. ft.	4	Yes	47 ³ / ₄ "	29 ⁷ / ₈ "	28 ¹⁹ / ₃₂ "	Black Porcelain	5000 to 4000	—	—	31EV85		
5.0 cu. ft.	5	Yes	47 ³ / ₄ "	29 ⁷ / ₈ "	28 ¹⁹ / ₃₂ "	Deep Sump	5000 to 9500, 12000 to 16000	—	—	31EV86		
							BLACK		WHITE		STAINLESS STEEL	
Voltage			Air Delivery (cfm)		Duct Opening		Item No. Amps		Item No. Amps		Item No. Amps	
Range Hoods			220		7" dia.		31EV54 1.06		31EV53 1.06		31EV52 1.06	

Replacement Parts are available; call 1-800-GRAINGER (472-4643) or see Grainger.com®.

No. 31EV16



No. 20CA48



Commercial Refrigerators and Freezers

• Meet NSF/ANSI 7 standards

Designed to provide years of reliable service in demanding commercial applications. Include NSF-Certified temperature gauge. Dynamic condenser delivers superior performance in high-temperature food service environments. Adjustable shelves feature stainless steel supports and clips. Heavy-duty casters on all models. Freezer lids include locks, except for Nos. 6PPK6 and 6PPK8.

French Door models offer PureAir Ultra® filters to keep the air inside the unit fresh, and Effortless™ easy-glide crisper drawers can be configured to be side-by-side or stacked. Everest models feature digital thermostat and top mount condenser. Nos. 31EV18 to 31EV23 feature energy-saving mode which activates when unit is unopened for 24 hours.

No. 6PPJ8



No. 6PPK7



Type	Total Cap.	Refrigerator Cap.	Freezer Cap.	H	W	D	Brand	STAINLESS STEEL Item No.	WHITE Item No.	BLACK Item No.
Wine Cooler										
42-Bottle/138-Can Capacity, Locking, Right/Left Door Hinge	4.6 cu. ft.	42 Bottle	—	34"	22½"	24½"	Frigidaire	31EV51	—	—
Refrigerators										
Commercial, Solid Door	23 cu. ft.	23 cu. ft.	—	78¾"	27"	29½"	True	6PPJ1	—	—
	49 cu. ft.	49 cu. ft.	—	78¾"	54½"	29½"	True	6PPJ3	—	—
	72 cu. ft.	72 cu. ft.	—	79½"	78½"	29½"	True	6PPJ5	—	—
Compact, Right Door Hinge	2.4 cu. ft.	2.36 cu. ft.	0.14 cu. ft.	24¾"	18½"	17¾"	Frigidaire	—	—	31EV49
	4.5 cu. ft.	3.8 cu. ft.	0.7 cu. ft.	33¼"	21½"	23¾"	Frigidaire	—	—	31EV48
French Door	27.8 cu. ft.	19 cu. ft.	8.8 cu. ft.	69¾"	36"	33¾"	Frigidaire	31EV16	—	—
	27.8 cu. ft.	19 cu. ft.	8.8 cu. ft.	69¾"	36"	33¾"	Frigidaire	31EV17	—	—
Fridge/Freezer Convertible, Right Door Hinge	20.5 cu. ft.	—	—	65¾"	26½"	32"	Frigidaire	31EV50	—	—
Glass Door Merchandiser	49 cu. ft.	49 cu. ft.	—	78½"	54½"	29½"	True	—	6PPK7	—
Select Solid Door Reach-In	23 cu. ft.	23 cu. ft.	—	74¼"	—	31¼"	Everest	20CA45	—	—
	24 cu. ft.	24 cu. ft.	—	79¼"	—	33½"	Everest	20CA51	—	—
Side-by-Side, Right/Left Door Hinge	22.6 cu. ft.	14.2 cu. ft.	8.3 cu. ft.	69¾"	33"	32"	Frigidaire	31EV22	—	31EV23
	22.6 cu. ft.	14.2 cu. ft.	8.3 cu. ft.	69¾"	33"	32"	Frigidaire	—	31EV24	—
	26 cu. ft.	16.5 cu. ft.	9.5 cu. ft.	69¾"	36"	32"	Frigidaire	31EV19	31EV20	31EV21
	26 cu. ft.	16.5 cu. ft.	9.5 cu. ft.	69¾"	36"	33¾"	Frigidaire	31EV18	—	—
	9.9 cu. ft.	7.4 cu. ft.	2.5 cu. ft.	59¾"	24"	26 -1/8"	Frigidaire	—	31EV44	31EV43
	12 cu. ft.	8.5 cu. ft.	3.0 cu. ft.	59¾"	24"	29"	Frigidaire	—	31EV42	31EV41
Top Mount, Right Door Hinge	14.6 cu. ft.	10.9 cu. ft.	3.7 cu. ft.	60¾"	28"	30½"	Frigidaire	31EV38	31EV39	31EV40
	16.3 cu. ft.	12.6 cu. ft.	3.7 cu. ft.	64¾"	28"	30½"	Frigidaire	31EV35	31EV36	31EV37
	18 cu. ft.	14 cu. ft.	4 cu. ft.	66¾"	30"	30½"	Frigidaire	31EV30	31EV31	31EV32
	18.3 cu. ft.	14.2 cu. ft.	4.1 cu. ft.	66¾"	30"	30½"	Frigidaire	31EV29	—	—
	20.5 cu. ft.	15.4 cu. ft.	5.1 cu. ft.	69¾"	30"	32"	Frigidaire	31EV26	31EV27	31EV28
	20.6 cu. ft.	15.3 cu. ft.	5.3 cu. ft.	69¾"	30"	32"	Frigidaire	31EV25	—	—
Undercounter, Solid Door	6.5 cu. ft.	6.5 cu. ft.	—	29¾"	27¾"	30½"	True	6PPJ8	—	—
	12 cu. ft.	12 cu. ft.	—	29¾"	48¾"	30½"	True	6PPJ9	—	—
Freezers										
Commercial, Double Solid Doors	—	—	49 cu. ft.	78¾"	54½"	29½"	True	6PPJ4	—	—
Commercial, Single Solid Door	—	—	23 cu. ft.	78¾"	27"	29½"	True	6PPJ2	—	—
Commercial, Triple Solid Doors	—	—	72 cu. ft.	79½"	78½"	29½"	True	6PPJ6	—	—
Double Glass Door Merchandiser	—	—	49 cu. ft.	78¾"	54½"	29½"	True	—	6PPK8	—
Select Solid Door Reach-In, Right/Left Door Hinge	48 cu. ft.	48 cu. ft.	48 cu. ft.	74¼"	—	31¼"	Everest	20CA48	—	—
Select Solid Door Reach-In, Right Door Hinge	23 cu. ft.	23 cu. ft.	23 cu. ft.	74¼"	—	31¼"	Everest	20CA47	—	—
Single Glass Door Merchandiser	—	—	23 cu. ft.	78¾"	27"	29½"	True	—	6PPK6	—



No. 24EU90

Micro Switch
No. 24EU51

Scotsman *Ice Systems* **Manitowoc** *Ice-O-Matic* **AMERICAN**

Ice Machine Repair Parts

Genuine OEM replacement and repair parts for ice machines.
Don't see what you need? Find even more at Grainger.com®.



No. 24EU23

No. 30NW78



No. 30NW80

No. 30NW76




No. 30NW89

No. 20Z811



No. 20Z833

No. 20Z821



No. 20Z818

No. 20Z817



No. 28ZR42

No. 38Y215



No. 38Y216

No. 38Y227

Description	Mfr. Model	Item No.	Description	Mfr. Model	Item No.
Follett Ice			Manitowoc Ice		
AF SafeClean	00132001	31MW70	Bin Door Assembly	7624493	28ZL34
Bottom Bearing	PI502738	31MW66	Bin Door Assembly	7628503	28ZL33
Dispenser Chute Cover	PD502681	31MW65	Bin Switch	23-0148-3	20Z827
Dispenser Chute Cover	PD502439	31MX11	Control Board	2006199	28ZL31
Dispenser Switch	PD501318	31MX02	Control Board	7629073	28ZL29
Dispenser Switch Lever	PD501714	31MW96	Control Board	7627823	28ZL38
Dispense Spring	PD501950	31MW60	Door And Frame Assembly	040001716	28ZK86
Drain Grill	PD502683	31MW64	Door Assembly	040002220	28ZK41
Drain Pan	00108829	31MX01	Dump Valve	000001768	20Z812
Drain Pan Bracket	00136077	31MX22	Dump Valve	000001767	20Z811
Drain System O-Ring	PB502022	31MW71	Fan Motor Kit, 208-230V	7626723	28ZL28
Fastener Plunger	PD502057	31MW55	Ice Thickness Control	20-0802-9	20Z825
Inspection Door	PB502264	31MW61	Ice Thickness Probe	76-2781-3	20Z833
Inspection Door	PB502237	31MW54	Reducing Motor	020003650	28ZL39
Quick Release Pin	PD501949	31MW85	Relay, 115/60V	8505533	28ZK01
SafeClean, Single Pack	00926030	31MW68	Tri-L Pre Filter Replacement	K-00173	28ZJ73
Sani Sponge Kit	00132068	31MW67	Tri-L Primary Filter Replacement	K-00174	28ZK80
Sanitizer	00979674	31MW90	USB Flash Drive	000009169	20Z821
Smartgate	PB502363	31MW72	Water Curtain	4304643	28ZK69
Solenoid	PD501961	31MW69	Water Curtain	4005233	28ZK81
Solenoid Boot	PD502098	31MX62	Water Curtain	4012729	28ZL06
Solenoid Valve	00130765	31MW59	Water Curtain	4008513	28ZK78
Solenoid Valve	00130831	31MW63	Water Dispensing Valve	202-FN-SLB-B	28ZK67
SS Sensor Kit	00122978	31MW62	Water Distribution	7624983	28ZK47
Switch	PD502441	31MW86	Tube Assembly	000007966	20Z818
Thermostat	PI500514	31MW58	Water Inlet Valve	000009123	20Z817
Thumb Screw	PD501100	31MW75	Water Inlet Valve	20-0654-9	20Z822
Valve and Reservoir Float	PI500504	31MW57	Water Level Probe	7623063	28ZL24
Water Filter Cartridge	00130211	31MW73	Water Pump	8252109	28ZL14
Water Filter Cartridge	00130245	31MW56	Scotsman		
Welded Grille	00108845	31MW82	Bearing Replacement	02-4578-02	28ZT61
Hoshizaki			Bin Level Control	A37710-021	28ZR52
Door Switch	3A1826-01	24ET41	Breaker and Bearing	A34505-020	28ZT59
Drain	309246-01	24ET14	Cartridge	SSMRC1	28ZR42
Drain Board	3A2145-01	24ET42	Circuit Board	12-2843-21	38Y230
Filter	H9655-11	24EU90	Clear-I Cleaner	19-0653-01	28ZM41
Float Switch	4A3624-01	24EU61	Dispensing Motor	12-2677-21	28ZT47
Hose (Vinyl) (By Meter) 1	7716-2025	24EU75	Door Gasket, Length 58"	13-0909-01	38Y245
Micro Switch	4A2546-01	24EU51	Electronic Control Kit	12-2838-24	38Y215
Pump Assembly	PA0613	24EV02	Gear Reducer and Motor	A33220-021	38Y253
Pump Motor Assembly	S-0730	24EV03	Grill	02-2951-01	38Y232
Silicone Hose (By Foot)	773013812	24EU77	Ice Chute	02-1995-01	38Y238
Tee	4A0177-01	24EU12	Ice Level Control	11-0540-21	38Y212
Thumb Screw	434168G01	24ET86	Ice Thickness Sensor	A39031-021	38Y216
Truss Head Screw	7C32-0416	24EU81	Inlet Valve	12-1646-01	38Y246
Vinyl Hose, By Meter	7716-1519	19XL35	Inlet Valve	12-1646-04	28ZR21
Water Valve	4A2772-01	24EU53	Motor	18-8850-01	28ZR77
Water Valve	4A0865-01	24EU23	Reducer, Less Motor	A33220-030	28ZT64
Water Valve	3U0111-04	24ET52	Reservoir Valve	02-3266-02	28ZP49
Ice-O-Matic			Sink	02-2944-20	38Y241
Cap Lug	9131026-02	30NW81	Spout	02-3944-01	28ZM88
Fan Blade, 38 deg., 10 in.	9131332-02	30NW73	Sump Level Sensor Assembly	11-0539-51	38Y214
Fan Motor, 115V	9161089-02	30NW78	Temperature Sensor	02-3410-21	38Y220
Fan Motor, 230V	9161089-03	30NW79	Touch Free Sensors	12-2495-21	28ZT03
Fitting Drain	9091140-01	30NW67	Water Chute	02-3365-01	28ZN69
Floater Valve	9131111-01	30NW72	Water Header Top	02-4065-01	28ZM37
Gasket Bin Door	6081036-01	30NW60	Water Inlet Solenoid	12-2922-01	38Y228
Gearmotor, 115V	9161030-01	30NW74	Water Level Sensor	A39030-021	38Y218
Gearmotor, 230V	9161031-01	30NW75	Water Pump	12-2419-71	28ZT24
Hi-Temp Y Thermostat	9041087-03	30NW84	Water Pump	12-2919-21	28ZT02
Inlet Water Valve	1011337-28	30NW88	Water Pump	12-2586-27	38Y224
Limit Switch	9101124-02	30NW69	Water Pump	12-2586-21	38Y229
Purge Valve, 120V	9041105-04	30NW64	Water Pump	12-2582-21	38Y234
Purge Valve, 120V	9041105-01	30NW63	Water Reservoir and Float	02-3266-01	38Y243
Relay, 2 Pole, 120V	9101084-01	30NW68	Water Seal	02-0929-23	38Y223
Relay, 2 Pole, 240V	9101084-02	30NW87	Water Sensor and Harness	A33101-022	38Y227
Rocker Switch DPDT	ICE9101349-01	38RZ67	Water Solenoid Valve	12-2666-01	38Y219
Service Kit, Low	9041104-101	30NW62	Water Valve	12-2548-01	38Y213
Splash Curtain	9051154-08	30NW65			
Splash Curtain	9051154-07	30NW91			
Thermo Expansion Valve	9151006-08	30NW85			
Thermostat	9041004-02	30NW83			
Thermostat Bin Control	9041097-01	30NW61			
Timer Module	9101148-01	30NW70			
Water Distribution Tube Assembly	2041338-01	30NW86			
Water Filter	IOMQ	30NW80			
Water Filter Cartridge	IOMWFRQ	30NW89			
Water Press Regulator	9041059-01	30NW90			
Water Pump	9161076-01	30NW76			
Water Pump	9161079-03	30NW77			
Water Pump	1011337-31	30NW82			
Water Trough	9051537-01	30NW66			
Y Kit Flaker Evaporator	1051111-02	30NW59			

• See page 163 for ice machine cleaners



Scotsman
Ice Systems



Manitowoc

Ice Machines

SCOTSMAN

• Dispensers and machines are NSF, AHRI Certified and UL Listed

Ice Dispenser—Quiet, reliable iceValet® has a 7¾" sink to accommodate most ice buckets. Designed for use with 22"W Scotsman Prodigy® series C0322 and C0522 ice machines, available on Grainger.com®; search for "scotsman modular ice machines."

Ice Machine—Undercounter machine produces up to 395 lb. of flake ice per day. 3-pc., rustfree plastic cabinet is easy to service from the front. Includes scoop and 6" legs.

Ice Machine Head Only—Produces up to 1000 lb. of ice per day using less energy and water than other cube ice machines. Ice bin sold separately. AutoAlert™ indicator lights signal when it's time to descale or sanitize.

Ice Machine and Dispenser—TouchFree® actuation provides for 1-handed operation and reduces the risk of cross contamination. Easy access with room for most containers. Less fan noise for quiet hallways.

Ice Storage Bin—Polyethylene interior and exterior finish is sanitary and easy to clean. Built-in scoop holder helps avoid cross-contamination. Includes scoop.



No. 36N915



No. 31XC25

MANITOWOC

Ice Machine—Compact machine for small-volume ice production. Sized for coffee shops, stadium boxes, break areas, or areas with limited floor space or height. Stainless finish with clear coating provides superior corrosion resistance and resists fingerprints and dirt. ENERGY STAR® qualified.

• NSF, AHRI, CE Certified and UL Listed

Ice/Water Dispenser—Countertop model has small footprint.

• NSF, CE Certified and UL Listed

HOSHIZAKI

Ice machine head only produces up to 320 lb. of ice per day. Use with Storage Bin Nos. 31XC13 and 31XC14, sold separately.

No. 31XC25—Cubelet ice and water dispenser produces up to 270 lb. of ice per day. Small countertop footprint.

Description	Ice Storage Cap.	Voltage	Amps	H	W	D	Brand	Item No.
Ice Machines & Dispensers								
Ice Dispenser	120 lb.	115	2.1	53"	22"	33"	Scotsman	36N985
Ice Machine, Flake	80 lb.	115V	5.4	24"	24"	39"	Scotsman	36N915
Ice Machine (Head Only), Crescent	—	115V	20	30½"	22"	27¾"	Hoshizaki	31XC44
Ice Machine (Head Only), Crescent	—	115V	20	30½"	22"	27¾"	Hoshizaki	31XC45
Ice Machine, Dice	100 lb.	115V	15	38½"	30"	28"	Manitowoc	10L441
Ice Machine Head Only, Cube	—	208/230V	14.8	29"	30"	24"	Scotsman	36N956
Ice Maker and Dispenser, Countertop	8.8 lb.	115	15	31½"	16¾"	24½"	Hoshizaki	31XC25
Ice/Water Dispenser, Nugget	20 lb.	115V	15	42"	16¼"	24"	Manitowoc	10L471
Ice Storage Bins								
Ice Storage Bin, Plastic	242 lb.	—	—	37"	30"	34"	Scotsman	36N918
Ice Storage Bin, Plastic	344 lb.	—	—	37"	30"	34"	Scotsman	36N920
Ice Storage Bin, Stainless Steel	370 lb.	—	—	50"	22"	34"	Scotsman	36N919
Ice Storage Bin, Stainless Steel	778 lb.	—	—	50"	42"	34"	Scotsman	36N923
Ice Storage Bin, Stainless Steel	1400 lb.	—	—	56"	60"	34"	Scotsman	36N928
Ice Storage Bin, Stainless Steel	260 lb.	—	—	46"	22"	32½"	Hoshizaki	31XC13
Ice Storage Bin, PVC	260 lb.	—	—	46"	22"	32½"	Hoshizaki	31XC14

Description	Microns	Flow Rate	Service Life	H	Outside Dia.	Brand	Item No.
Ice Machine Accessories							
Filter Cartridge for 10L428	1	0.75 gpm	20,000 gal.	13"	3"	Manitowoc	10L491
Filter Cartridge	1	—	14,000 gal.	15¼"	6"	Manitowoc	10L493
Filter Cartridge	1	1.5 gpm	20,000 gal.	21½"	6"	Manitowoc	10L494
Prefilter Cartridge	5	8 gpm	8000 gal.	17½"	6"	Manitowoc	10L492
AquaPatrol™, Pkg. of 6	5	2.0 gpm	15,000 gal.	15"	3.25"	Scotsman	36P009
SSM Plus	0.5	1.67 gpm	9000 gal.	20"	4"	Scotsman	36P056
AquaBullet® Anti Microbial Wand	—	—	—	—	—	Scotsman	36P005



No. 6FV8 No. 6GTZ8 No. 6FVFO

• *Baked enamel coating is easy to clean*



Food Blenders

Commercial-grade motors make quick work of fruit smoothies, popular frozen drinks, crushed ice, and sauces. Dripless pour spout makes serving quick and clean. Lid features a removable fill cap for blending while running. Die-cast zinc-plated base has baked enamel coating. Stainless steel blades hold up under continual use, ensuring consistent blending. Open collar on blender base lets spills drain away from the motor base.

Description	HP	RPM High	Amps	Watts	Item No.
1- and 2-Speed					
1-Speed Blender with 40-oz. Glass Jar	1/2	18,000	3	350	6FV8
1-Speed Blender with 32-oz. S.S. Jar	1/2	18,000	3	350	6FV9
2-Speed (X HD) Blender w/40-oz. Glass Jar	1/2	24,000	3	350	6FVG1
2-Speed (X HD) Blender w/ 32-oz. S.S. Jar	1/2	24,000	3	350	6GTZ8
3-Speed and Pulse, 1-Gallon					
Electronic Membrane Panel - Touchpad	3 3/4	20,000	15	1200	6FVFO *

* NSF Certified.



No. 6GUA3 No. 6GUA4 No. 6GUA6



Food and Beverage Blenders

• *ETL Listed for U.S. and Canada; NSF Certified*

Prepare 50 to 74 drinks per day. Ideal for medium to heavy food and beverage prep in bars, restaurants, and smoothie shops.

Description	HP	RPM High	Amps	Watts	Item No.
Food Blender w/64-oz. Polycarbonate Base, BPA-Free Copolyester Container	1 1/2	20,000	7 1/2	1000	6GUA3
Food Blender w/48-oz. Polycarbonate Base, BPA-Free Copolyester Container	1 1/2	20,000	7 1/2	1000	6GUA2
Food Blender w/64-oz. S.S. Jar	1	20,000	7 1/2	1000	6GUA4
Food Blender w/S.S. Housing and 64-oz. S.S. Jar	1 1/2	20,000	7 1/2	1000	6GUA6



No. 6GUD1



No. 6GUD3



No. 6GUF3



No. 6GUF1



No. 6GUD5



No. 6GUD7



Commercial Beverage Blenders

- *2-speed*
- *Removable blade assembly for easy cleaning*
- *NSF Certified*

Standard- and Heavy-Duty—Bar blenders for frozen drinks, smoothies, cocktails, and more. Metal-reinforced rubber drive coupling.

- *Up to 24 drinks per day*
- *For light to medium beverage prep*

NuBlend®—Great for use in bars, small restaurants, and smoothie shops. Flawlessly blend frozen cocktails, ice cream drinks, dips, salsas, and sauces. Crush ice in seconds.

- *25 to 49 drinks per day*

For light to medium food and beverage prep

Includes	HP	Material	Cap.	RPM High	Color	Item No.
Standard-Duty						
BPA-Free Copolyester Container with Removable Blade Assembly	1/2	Die-Cast Base	48 oz.	16,000	Black	6GUD1
Stainless Steel Container with Removable Blade Assembly	1/2	Die-Cast Base	32 oz.	22,000	Black	6GUD2
BPA-Free Copolyester Container with Removable Blade Assembly	1/2	Chrome-Plated Base	48 oz.	16,000	Silver	6GUD3
Heavy-Duty						
Glass Container with 3-Position Toggle Switch	1/2	Chrome-Plated Base	40 oz.	18,000	Silver	6GUF2
BPA-Free Copolyester Container with 3-Position Toggle Switch	1/2	Chrome-Plated Base	48 oz.	18,000	Silver	6GUF3
Stainless Steel Container with 3-Position Toggle Switch	1/2	Chrome-Plated Base	32 oz.	18,000	Silver	6GUF1
NuBlend®						
BPA-Free Copolyester Container with Toggle Switches	3/4	Die-Cast Base	44 oz.	18,000	Black	6GUD5
Stainless Steel Container with Toggles Switches	3/4	Plastic Base	32 oz.	18,000	Black	6GUD6
BPA-Free Copolyester Container, 3 Prong NEMA Plug with Electronic Touch Pad Controls	3/4	Die-Cast Base	44 oz.	18,000	Black	6GUD7
Stainless Steel Container with Electronic Touch Pad Controls	3/4	Die-Cast Base	32 oz.	18,000	Black	6GUD8

We'll Help You Find It

From the front of the house to the back, let us know if you're looking for something you don't see here or online. Our sourcing team gives you access to countless other hospitality items from thousands of suppliers.

> For more info, call 1-800-GRAINGER



No. 6FVC6



No. 6FVC8



No. 6FVC7



Immersion Blenders

- NSF Certified
- 120V/60Hz

Blend through thick ingredients to produce sauces, batters, and soups in just minutes. Feature continuous On operation.

Description	Cap.	HP	RPM High	Amps	Watts	Item No.
Electric Immersion Blender						
7" Fixed Shaft Light-Duty Quik Stik®	12 qt.	½	8000	1	100	6FVC6
10" Fixed Shaft Medium-Duty Quik Stik® Plus	24 qt.	½	18000	3	350	6FVC7
12" Shaft Big Stik®	40 qt.	1	18000	6	750	6FVD0
14" Shaft Big Stik®	60 qt.	1	18000	6	750	6FVD1
16" Shaft Big Stik®	100 qt.	1	18000	6	750	6FVD2
18" Shaft Big Stik®	140 qt.	1	18000	6	750	6FVD3
21" Shaft Big Stik®	200 qt.	1	18000	6	750	6FVD4
Replacement Stainless Steel Shafts						
12" Immersion Blender Shaft						6FVD6
14" Immersion Blender Shaft						6FVD7
16" Immersion Blender Shaft						6FVD8
18" Immersion Blender Shaft						6FVD9
21" Immersion Blender Shaft						6FVE0
Cordless						
Cordless; Rechargeable 24 qt. Immersion Blender w/9.6V NiMH						6FVC8
Charge Station/Battery Pack for No. 6FVC8						6FVE6
Additional 9.6V NiMH Battery Pack for No. 6FVC8						6FVE7



No. 6DWC0



No. 6DWC1



No. 6DWC2



Drink Mixers

- NSF Certified
- 120V/60Hz

For mixing drinks and shakes, blending in candy and cookies, and whipping eggs. Feature automatic start-stop operation. Nos. 6DWC0 and 6DWC2 come with 2 agitators.

Description	HP	Amps	Item No.
3-Speed Drink Mixer	1	1.5	6DWC0
Cabinet or Wall-Mounted 2-Speed Mixer	½	1.0	6DWC1
Wall-Mount 2-Speed Drink Mixer	1	1.0	6DWC2
Triple-Head Drink Mixer, 2-Speed	1	3.8	6DWC3
Accessories			
Stainless Steel Malt Cup, 28 oz.			6DWC7



Kleen-Cup® Blender Cleaner

Designed specifically to clean commercial shake machines and blenders. Tri-web brushes surround the spindle to clean and sanitize it thoroughly.

Description	Item No.
Blender Cleaner w/1 Cup, 1 Set Brushes	6CAF4



No. 6DHE7



No. 6DHE9



No. 6DHC8



No. 6DHD0

BUNN®

Ultra Gourmet Ice® Systems

• 6-gal. capacity • 16"W x 24½"D x 31⅞" H • 12A, 120V, 1440W

Hold two 3-gal. hoppers. Easy to operate with touchpad display. Reversing auger design quickens freeze time and reduces air mixing with product. Meet NSF standards.

Description	Item No.
Stainless Steel, White	6DHE7
Stainless Steel, Black	6DHE8
Black	6DHE9

BUNN®

Commercial Tea and Coffee Dispensers

- Stainless steel construction
- Silver color

Tea/Coffee Dispenser—Features faucet handle labeled "Sweetened" and "Unsweetened."

Tea Concentrate Dispensers—Built-in pressure regulator provides consistent product-to-water ratio. No. 6DHC9 includes single faucet; No. 6DHD0 includes 2 faucets. Side handles are offset for side-by-side placement.

Description	Cap.	Item No.
Tea/Coffee Dispenser	3.5 gal.	6DHC7
Tea Concentrate Dispenser	1 gal.	6DHC9
Tea Concentrate Dispenser	2 gal.	6DHD0
Tea/Coffee Dispenser Stand, For Use With 6DHC7		6DHC8



No. 6DHE4



No. 6DHE5

BUNN®

Gourmet Beverage Dispensers

- Stainless steel
- 15A, 120V, 1800W

Lighted front graphics are ideal for merchandising. Black color. Meet NSF standards.

iMIX® Cappuccino Dispensers—7¼" cup clearance accommodates popular cup sizes. High-speed, heavy-duty whipper ensures

complete product mixing. Easy maintenance access. Key lock on door prevents tampering.

Fresh Mix Dispensers—Have large, easy-to-fill translucent hoppers. Adjustable legs and drip tray allow up to 7" opening for 20-oz. cups. Automatic rinse reduces run-on after beverage is dispensed.

Description	Brewing Capacity	Holds	W	D	H	Item No.
iMIX® 3 Silver Cappuccino Dispensers						
Euro Style	4.5 gal./hr.	(3) 8 lb. Hoppers	12½"	24"	35"	6DHE3
iMIX® 5 Silver Cappuccino Dispensers						
Euro Style	4.5 gal./hr.	(5) 8 lb. Hoppers	19½"	24"	32¾"	6DHE4
Fresh Mix Dispensers						
Hot Chocolate/Cappuccino	4.2 gal./hr.	(2) 4 lb. Hoppers	8"	21"	30"	6DHE5
Hot Chocolate/Cappuccino	4.2 gal./hr.	(1) 8 lb. Hopper	8"	21"	30"	6DHE6



No. 6DHC4



No. 6DHC5

BUNN®

Iced Tea and Coffee Brewers

Stainless steel construction. 3-gal. capacity. Plumbing required. Meet NSF standards.

Infusion Series® Tea and Coffee Brewer—Brew 3 beverages from 1 model. Brews into all BUNN iced tea dispensers (except TDS-5) and 1.9 to 3.8L airpots. Digital temperature control and cold brew lockout. Energy-saver

mode. English/Spanish display and brew counter. Flip tray converts to 3 positions: thermal carafe, airpot, and tea dispenser.

Iced Tea Brewers—Brew directly into included tea dispenser. Feature Quickbrew for shorter brewing cycles. SplashGard® funnel deflects hot liquids away from hands.

Description	Brewing Cap.	Electrical	H	W	D	Item No.
Infusion Tea and Coffee Brewer	4.5 gal./hr. Coffee; 26.7 gal./hr. Tea	120V, 15 Amps, 1730 Watts	34"	10⅞"	23¼"	6DHC4 *
Iced Tea Brewer with Tea Dispenser	26.7 gal./hr.	120V, 15 Amps, 1730 Watts	34"	11⅝"	22"	6DHC5
Low Profile Iced Tea Brewer	16.3 gal./hr.	120V, 15 Amps, 1575 Watts	28¾"	11½"	21⅞"	6DHC6

* Dispenser not included.



Coffee Urns

• NSF Certified

Elegant design enhances any banquet or dining room service. Beneath their stylish chrome finish, the vessels are constructed of stain-resistant stainless steel. Straight stabilizing legs help prevent wobbling.

Cap.	H (in.)	W (in.)	D (in.)	Item No.
6 L	26	14	21	16W679
12 L	14	15	22	16W677
20 L	17	16	24	16W678



No. 16W677



No. 6DHC2



No. 6DHC3



No. 4KMX5



No. 16W498

Coffee Urns

Automatic Drip—Feature large water tank and half-batch option. Stainless steel construction. Hot water can be drawn off during brewing cycle without affecting coffee quality.

Percolating—Brushed stainless or aluminum urns feature a cup trip handle for 1-handed dispensing. Feature heater and ready light. Stainless steel interior resists stains and buildup. Water/coffee window shows when coffee level is low.

Description	Cap.	Brewing Cap.	Electrical	H (in.)	W (in.)	D (in.)	Brand	Item No.
Automatic								
Stainless Steel Twin Coffee Urn	20 gal.	16.3 gal./hr.	120/208V, 28 Amps, 5825 Watts	32 ³ / ₈	34 ¹ / ₂	21	Bunn	6DHC2
Stainless Steel Single Coffee Urn	3 gal.	11.4 gal./hr.	120/208V, 19.4 Amps, 4025 Watts	33 ¹ / ₂	14	24 ³ / ₈	Bunn	6DHC3
Percolating								
Stainless Steel Coffee Urn	60 Cup	60 Cup	120V, 60Hz, 1000W	18 ⁷ / ₁₆	12 ⁹ / ₁₆	—	Hamilton Beach	4KMX5
Aluminum Coffee Urn	40 Cup	40 Cup	120V, 60 Hz, 1090 W	13 ¹³ / ₃₂	11 ¹³ / ₃₂	11 ¹³ / ₃₂	Hamilton Beach	16W498



Pourover Coffee Brewers

• NSF Certified

• UL Listed

Require no plumbing, completely portable. Separately controlled warmer. Decanters not included on all decanter-style brewers.



No. 6DHD1



No. 6DHD2

Shown with Decanters and Airpot, Sold Separately



No. 6DHD4

Description	Cap.	Brewing Cap.	Electrical	H (in.)	W (in.)	D (in.)	Item No.
Decanter-Style Coffee Brewers							
1 Warmer	64 oz.	2.9 gal./hr.	120V, 10 Amps, 1140 Watts	14 ³ / ₄	3 ³ / ₄	12 ⁷ / ₈	6DHD3
2 Warmers	64 oz.	3.9 gal./hr.	120V, 15 Amps, 1575 Watts	26 ⁵ / ₈	15 ⁷ / ₈	8	6DHD1
3 Warmers	64 oz.	3.9 gal./hr.	120V, 15 Amps, 1660 Watts	19 ³ / ₄	23 ¹ / ₂	8	6DHD2
Airpot-Style Coffee Brewer							
Single Airpot Coffee Brewer	102 oz.	3.9 gal./hr.	120V, 15 Amps, 1500 Watts	23 ⁵ / ₈	9	18 ¹ / ₂	6DHD4



No. 6DHA7



No. 6DHA8

Shown w/
Airpot, Sold
Separately

No. 6DGZ4



No. 6DGZ5



BUNN® Satellite Coffee Systems

Coffee extraction is controlled with preinfusion and pulse brew, digital temperature control, and large sprayhead. Variable bypass controls coffee strength. Plumbing required for brewers. Meet NSF standards.

Titan Dual and Single Brewers—Feature automatic programming of pulse routine and has energy-saver mode. Include hot water faucet.

ThermoFresh® BrewWISE® Brewers—Store individual coffee recipes and allows automatic programming of pulse routine. Smart Funnel® provides wireless brewer-grinder interface.

ThermoFresh® Servers with Digital Display—Vacuum-insulated plastic servers are designed for ICB, ITCB, Single TF, and Dual TF brewers. Include fast-flow faucet and brew-through lid.

Description	Cap.	Brewing Cap.	Color	Electrical	H	W	D	Item No.
Titan Dual and Single Brewers								
Dual High-Volume	3 gal.	34.3 gal./hr.	Stainless Steel	120/208V, 40 Amps, 12,000 Watts	40"	36½"	21¼"	6DHA7
Single High-Volume	3 gal.	22.9 gal./hr.	Stainless Steel	120/208V, 35 Amps, 12,000 Watts	40"	21¼"	21¼"	6DHA8
ThermoFresh® BrewWISE® Brewers								
Dual Stainless Steel	1.5 gal.	16.3 gal./hr.	Stainless Steel	120/208V, 27.4 Amps, 5700 Watts	35¾"	21¾"	20"	6DGZ3
Dual Black	1.5 gal.	16.3 gal./hr.	Black	120/208V, 27.4 Amps, 5700 Watts	35 ¾"	21 ¾"	20"	6DGZ4
ThermoFresh® Beverage Servers w/Digital Display								
			Color	Cap.	Size			Item No.
			Stainless Steel	1.5 gal.	23½" H x 9.3" W x 13½" D			6DGZ5
			Black	1.5 gal.	23½" H x 9.3" W x 13½" D			6DGZ6



No. 6DGZ7



No. 6DGZ9

Shown with
Airpot, Sold
Separately



No. 6DHA2



No. 6DHA3

BUNN® Thermal Coffee Brewers

Keep your thermal airpots full of coffee or hot water with these reliable stainless steel brewers. Plumbing required. Meet NSF standards.

Infusion Brewers—3 brewing profiles allow full- and half-batch brewing into 2.5 to 3.8L airpots and 3.8 and 5.7L baseless servers. Interface allows automatic pulse routine programming. English/Spanish digital display. Energy-saver mode. Compatible with BUNNlink®.

Axiom® Airpot Brewers—Brew directly into 1 to 3L airpots. Control coffee extraction with programmable preinfusion, pulse brew, and digital temperature control. Funnel deflects hot liquids. Include hot water faucet.

SmartWAVE® Airpot Brewers—Brew into 1.9L thermal carafe. Funnel deflects hot liquids. Include hot water faucet. Energy-saver mode.

Single and Dual Airpot Brewers—Brew directly into 1.9 to 3L airpots. Include pour-over feature, digital timer, and hot water faucet.

Description	Color	Cap.	Brewing Cap.	Electrical	H (in.)	W (in.)	D (in.)	Item No.
Infusion Brewers								
ICB Single	Stainless Steel	1.5 gal.	8.9 gal./hr.	120/208V, 15 Amps, 3000 Watts	26	11½	22¾	6DGZ7
ICB Black Single	Black	1.5 gal.	8.9 gal./hr.	120/208V, 15 Amps, 3000 Watts	26	11½	22¾	6DGZ8
ICB Twin Dual	Stainless Steel	1.5 gal.	18.9 gal./hr.	120/240V, 30 Amps, 6000 Watts	26	20	22¾	6DGZ9
ICB Twin Black Dual	Black	1.5 gal.	18.9 gal./hr.	120/240V, 30 Amps, 6000 Watts	34	23	20	6DHA0
Airpot Brewers								
Axiom APS Single Head	Stainless Steel	102 oz.	4.2 gal./hr.	120V, 15 Amps, 2000 Watts	23½	9	18½	6DHA1
Axiom Twin APS Dual Head	Stainless Steel	102 oz.	15 gal./hr.	120/240V, 30 Amps, 6100 Watts	23½	16	17¾	6DHA2
SmartWave Silver Series Low Profile	Stainless Steel	102 oz.	3.9 gal./hr.	120V, 15 Amps, 1500 Watts	16¾	8¾	17	6DHA3
SmartWave Low Profile	Stainless Steel	102 oz.	3.9 gal./hr.	120V, 15 Amps, 1500 Watts	16¾	8¾	17	6DHA4
Single	Stainless Steel	102 oz.	3.8 gal./hr.	120V, 15 Amps, 1500 Watts	23½	9	18½	6DHA5
Dual	Stainless Steel	102 oz.	15 gal./hr.	120/240, 20 Amps, 3500 Watts	23½	16	19¾	6DHA6

BUNN®

12-Cup Automatic Coffee Brewers

Brew into decanters. Include hot water faucet and back-up pourover feature. SplashGard® funnel deflects hot liquids. Stainless steel construction. International electrical configurations. Plumbing required. Meet NSF Standards.



No. 6DHA9

Shown with Decanters, Sold Separately



No. 6DHC1

Description	Cap.	Brewing Cap.	Electrical	H	W	D	Item No.
12 Cup, 2 Upper Warmers, 1 Lower Warmer 12 Cup, 2 Upper Warmers, 1 Lower Warmer	64 oz.	3.9 gal./hr.	120V, 15 Amps, 1500 Watts	19"	8½"	17¾"	6DHA9
12 Cup, 3 Lower Warmers 12 Cup, 3 Lower Warmers	64 oz.	3.9 gal./hr.	120V, 15 Amps, 1500 Watts	17"	16½"	17¾"	6DHC0
12 Cup, 4 Upper Warmers, 2 Lower Warmers 12 Cup, 4 Upper Warmers, 2 Lower Warmers	64 oz.	15 gal./hr.	120/240V, 28.5 Amps, 6850 Watts	19¼"	16½"	19¾"	6DHC1

BUNN®

Coffee Grinders

Stainless steel construction. Provide a consistent, commercial-quality grind. Meet ETL standards.

Multi-Hopper Grinders—Front-loading, easy-to-clean. 3 batch sizes per hopper, which can be used as storage containers when not in grinder. Locking lid prevents tampering. LCD shows coffee names and diagnostics.

2-Hopper Portion Control Grinders—Interface to compatible BUNN brewers. No. 6DHD8 accommodates larger brew funnels.

Low-Profile Portion Control Grinders—Feature large, clear bean hoppers. Easy access on back for grind weight adjustment.

Bulk Grinders—Feature heavy-duty precision burrs. Grind 1 lb. in under 30 sec. Bag switch stops motor when bag is removed.



No. 6DHD6



No. 6DHD7



No. 6DHD9



No. 6DHE1

Description	Cap.	Voltage	Watts	Amps	H	W	D	Item No.
Multi-Hopper Coffee Grinder								
Two Hopper Stainless Steel	6 lb./Hopper	120	1320	15	29"	9¾"	17½"	6DHD5
Two Hopper Black	6 lb./Hopper	120	1320	15	29"	9¾"	17½"	6DHD6
Portion Control Coffee Grinder								
Two Hopper	6 lb./Hopper	120	1128	9.4	25"	8"	17¾"	6DHD7
Two Hopper	6 lb./Hopper	120	1128	9.4	27"	8"	17¾"	6DHD8
Low Profile	6 lb./Hopper	120	360	3	15"	8½"	10"	6DHD9
Low Profile Two Hopper	3 lb./Hopper	120	420	3.5	17½"	9"	11"	6DHE0
Bulk Coffee Grinder								
Red	2 lb.	120	1080	9	26¾"	7"	16"	6DHE1
Black	2 lb.	120	1080	9	26¾"	7"	16"	6DHE2



Countertop Fryers, Deep Fryers, and Baskets

• For additional models, including 208/240V, see Grainger.com®

Vollrath fryers are fitted with a safety interlocked drainage valve and are ETL and NSF Certified.



No. 4NEA9



No. 6DVZ4

Description	Cap.	Includes	Voltage	Brand	Item No.
Countertop Fryers					
Electric Countertop Fryer - Single Well	15 lb.	Nickel-Plated Steel Wire Basket, Safety Interlocked Drainage Valve, Night Cover	220	Vollrath	4NEA8
Electric Countertop Fryer - Double Well	30 lb.	4 Nickel-Plated Steel Wire Baskets, Safety Interlocked Drainage Valve, Night Cover	220	Vollrath	4NEA9
Heavy Duty Electric Deep Fryer	10 lb.	2 Twin Baskets, Large Stainless Steel Single Basket with Removable Handle, Night Cover	120	Waring Commercial	6DVZ4
Commercial Electric Deep Fryer	8½ lb.	Twin Steel Wire Baskets	120	Waring Commercial	6DWA0
Deep Fryers					
Double Electric Fryer	20 lb.	(4) Twin Baskets, Large Stainless Steel Single Basket with Removable Handle,(2) Night Covers,Removable Stainless Steel Tank, 30-min. Timer	208	Waring Commercial	6DVZ7
Electric Deep Fryer	15 lb.	2 Twin Baskets, Large Stainless Steel Single Basket with Removable Handle, Night Cover, Removable Stainless Steel Tank, 30-min. Timer	208	Waring Commercial	6DVZ8
Electric Deep Fryer	8.5 lb.	Twin Steel Wire Baskets, Removable Stainless Steel Tank, 30-min. Timer	—	Waring Commercial	6DWA1
Fryer Baskets and Covers					
Fryer Basket For Use With No. 6DWA0	1½ lb.	—	—	Waring Commercial	6DWA8
Large Fryer Basket	5 lb.	—	—	Waring Commercial	6DWA6
Deep Fryer Night Cover For Use With 6DVZ4, 6DVZ8	—	—	—	Waring Commercial	6DWA7
Black Handle Fry Basket	—	—	—	TableCraft	6EZF1
Yellow Handle Fry Basket	—	—	—	TableCraft	6EZF4
Fry Scoops					
Gray Dual Handle	—	—	—	TableCraft	6EZF6
Pasta Baskets					
Blue Handle - 6½" dia.	—	—	—	TableCraft	6EZE8



No. 4NEC1



No. 6DVY9



No. 4NEC3



Electric Sandwich Presses

Vollrath presses feature thermostat heat control up to 300°F. Stainless steel and cast-aluminum construction. Waring presses feature heat control up to 570°. Include cleaning tool. Stainless steel body and cast-iron plates.

Description	Cooking Surface (in.)	Voltage	Brand	Item No.
Electric Panini Sandwich Press - Flat Plate	12¾ x 13¾	120	Vollrath	4NEC3
Panini Grill - Ribbed Top Plate, Flat Bottom Plate	14½ x 11	120	Waring	6DVY9
Large Panini Grill - Ribbed Plates	14½ x 11	120	Waring	6DVY6
Compact Panini Grill - Ribbed Plates	9¾ x 9¼	120	Waring	6DVY3
Large Panini Grill - Ribbed Plates	14½ x 11	208	Waring	6DVY7
Dual Panini Grill - Ribbed Plates	17 x 9¼	240	Waring	6DVZ0
Dual Panini Grill - Half Flat Plates, Half Ribbed Plates	17 x 9¼	240	Waring	6DVZ2
Toasting Grill - Flat Plates	14½ x 11	120	Waring	6DVY8



Electric Flat Top Griddles

No. 6DVZ3 features adjustable heat control up to 570°F. Includes removable 11" grease tray, steel splash guards, and heat-resistant handles..

Material	Cooking Surface (in.)	Voltage	Brand	Item No.
Stainless Steel	14 x 16	120	Waring Commercial	6DVZ3
Stainless Steel	24 x 16½	220V, Single Phase	Vollrath	4NEC1
Stainless Steel	36 x 16½	220V, Single Phase	Vollrath	4NEC2



Toasters

• For 208V and 240V toasters, see Grainger.com®

Toasters have removable crumb trays and electronic browning controls to deliver desired results quickly. Constructed of heavy-duty stainless steel.

Description	Item No.
Slotted	
2-Slice Light Duty Commercial Toaster	6GUJ4
4-Slice Light Duty Commercial Toaster	6GUJ5
4-Slice Medium Duty Commercial Toaster	6GUJ6
4-Slice Heavy Duty Commercial Toaster	6GUJ7
Conveyor	
Conveyor Toaster - 450 Slices/Hour	6DVY2



No. 6GUJ4



No. 6DVY2



No. 16W653



No. 16W652



No. 6CDL6

Waffle and Crepe Makers

Stock your kitchen with reliable equipment that enables your staff to provide consistent service during peak times. No. 16W653 and 16W652 have a rotary feature for even baking, precise temperature control, and include measuring cup and drip tray. No. 6CDL6 has a flip function to evenly coat batter. Adjustable temperature control and removable drip tray. No. 16W654 has a large 16" cooking surface, heat-resistant carrying handle, and includes batter spreader and spatula.

Description	Voltage	Watts	Cooking Surface	Brand	Item No.
Double Waffle Baker	120	1800	7" dia.	Wells	24T807
Double Waffle Maker	120	1400	7" dia.	Waring	16W653
Belgian Waffle Baker	120	900	7" dia.	Wells	24T808
Single Belgian Waffle Maker	120	1200	7" dia.	Waring	16W652
Flip Belgian Waffle Maker	120	900	7" dia.	Oster	6CDL6
Double Belgian Waffle Maker	120	2400	7" dia.	Waring	6DWE6
Double Belgian Waffle Maker	208	2700	7" dia.	Waring	6DWE7
Crepe Maker	120	1800	16" dia.	Waring	16W654



No. 6DWE6



No. 16W654



Juicers

• 120V/60 Hz

Feature powerful performance with quiet operation. Detachable components are dishwasher safe. No. 6DWD1 includes 1L serving container. No. 6DWC9 has vibration-dampening feet and a detachable dome. No. 6DWD2 includes extraction basket, bowl, and cover. No. 6DWD4 has stainless steel juicing parts and includes a large extraction jar.

Description	Color	HP	Item No.
Juicers			
Compact Bar Juicer	White	1/2	6DWD1
Heavy-Duty, 1800 rpm Citrus Juicer	White	3/4	6DWC9
Juicer Extractors			
Stainless Juice Extractor	White	3/4	6DWD2
Heavy-Duty, High-Volume Juice Extractor	Silver	1.3	6DWD4
Accessories			
Juice Extractor Replacement Paper Filters For Use With 6DWD2, Pkg. of 200	—	—	6DWD5
Citrus Reamer For Use With 6DWC9	—	—	6DWD6



No. 6DWD1



No. 6DWD2



Water Pressure Gauge
No. 21VN38



Cooling Fan
No. 21VY45



Gas Valve Knob
No. 21WF49



Blade
No. 21WG23



Power Switch
Harness Assembly
No. 28ZY56



Item	Mfr. Model	Item No.
Coffee Maker		
Bunn		
Dish Warmer Assembly	41188.1000	35DV82
Flip Lid	38497.1000	35DV08
Flip Lid	38498.1000	35DV94
Limit Thermostat	29329.1000	35DV53
On/Off Switch	04067.0001	35DV50
On/Off Switch	12920.0000	35DW28
Probe Assembly Kit	39085.1001	35DV36
Probe Replacement Kit	29327.0001	35DV87
Tank Heater Kit	04236.1000	35DV37
Timer Kit	32400.0000	35DU93
Warmer Element Assembly	04163.1000	35DV93
Water Pitcher	04870.0000	35DV19
Combination Oven		
Alto Shaam		
Cleaner	CE-28892	21VM32
Drain Screen	DA-2943	21VM44
Fiberglass Insulation	IN-22364	21VN07
Filter Cartridge	FI-26356	21VM59
Fuse, 6.3A	FU-33452	21VM61
Lamp, 15W	LP-3686	21VN28
Light Bulb, 25W	LP-34206	21VN27
Odor Guard Filter	FI-25866	21VM58
Quick Connect Probe	PR-34298	21VM53
Screw, 10-32 x 1 1/2 in., Flat	SC-2073	21VN67
Screw, 10-32 x 3/4 in., Flat	SC-2072	21VN66
Temperature Gauge	GU-3273	21VM89
Temperature Gauge	GU-34197	21VM91
Water Pressure Gauge	PB-24726	21VN38
Blodgett		
Axial Fan, 230V	23034	21WC40
Control, 120V	R5707	21WE47
Element Assembly	20319	21WC01
Float Switch Assembly	50283	21WD54
Halogen Bulb, 20W	D0128	21WD96
Motor Upgrade Retro Kit	32291	21WC74
Perimeter Gasket	R3695	21WE33
Spark Box Assembly	20348	21WC04
Cleveland		
Oven Lightbulb, 120V	C5005043	28ZG38
Oven Lightbulb, 230V	C5005045	28ZG34
Spray Nozzle, 1/8 in.	14555	28ZG80
Y-Strainer Chrome Plated	KE52702	32ZE90
Counter Top		
APW Wyott		
Adjustable Leg, 4 in.	8632100	21VY62
Complete Hot Food Well	55361	21VU11
Cooling Fan, 120V	85286	21VY45
Drain Strainer Assembly	56655	21VU71
Fuse, 3A	85601	21VY47
Indicator Light, Amber, 250V	1515300	21VP96
Infinite Control 120V, 13A	55564-EGO	21VU30
Infinite Control 120V, 15A	55564	21VU29
Infinite Control 208V, 13A	87054-EGO	21VY69
Infinite Switch, 120V, 13A	1327900	21VP41
Infinite Switch, 220V, 13A	1328200	21VP42
Jiffy Clip	89120	21VZ02
Knob	55825	21VU36
Lamp, 40W, 120V	75916	21VX41
Limit Thermostat	69106	21VU92
Pan Element, 8 in.	63456	21VU82
Perma Gum Package Assembly	55872	21VU37
Porcelain Socket	73003	21VX06
Rheostat, 120V	83221	21VX77
Rheostat, 1K Ohm	86281	21VY57
Rheostat, 208/240V	83222	21VX78
Rocker Switch	70444800	21VX05
Rocker Switch	89501	21VZ11
Speed Nut	89025	21VY94
Spring	8902200	21VY92
Spring	8902300	21VY93
Strain Relief Bushing	89111	21VZ01
Strain Relief Bushing	89101	21VY99
Switch	67005	21VU88
Thermostat	56527	21VU56
Vollrath		
Miniature Rocker Switch	23420-1	21WH72
Power Cord, 16 ga.	17085-1	21WH58
Power Cord, 18 ga.	17023-1	21WH54
Screw Thread Rolling, 10-32	17014-3	21WH53
Short Stem Thermostat	17037-1	21WH55
Silicone Rubber Heater Gasket	17868-1	21WH69

Food Service Repair Parts

Original equipment manufacturer parts for counter top equipment, coffee makers, food preparation, fryers, ovens, slicers, ranges, refrigeration, freezers and more. Search for your replacement part on Grainger.com® for the full product offering.

Item	Mfr. Model	Item No.
Freezer		
True		
Lamp, F013	801159	33RR37
Motor, 115V	800439	32ZH95
Motor, 115V	800448	32ZH96
Fryer		
Imperial Supplies		
Buzzer	33496-230	21WF55
Fan, 115V	33648-115	21WF56
Gas Valve Knob	28328	21WF49
High Limit Switch	1177	21WF22
Micro Door Switch	1355	21WF30
Oven Thermocouple	1121	21WF03
Pilot Burner Assembly	10000-9	21WE86
Power Switch	1126	21WF04
Thermocouple with M10 Nut	36017	21WF64
Thermopile	1096	21WE93
Thermostat	1175	21WF20
Thermostat	1160	21WF12
Griddle		
Vulcan		
Fenwal Ignition Module	498443	29AA45
Oven		
Blodgett		
Flex Hose	33249	21WC83
Fuse, 10A	20162	21WA97
Fuse, 10A	16605	21WA40
Lamp Socket	4922	21VZ55
Light Indicator, Red, 28V	18265	21WA72
Rotary Switch	21068	21WC25
Prep Machine		
Robot Coupe		
Blade	100722	21WF72
Blade	27055	21WG23
Cutter Bowl Lid	106458S	21WF99
Lid	29341	21WG43
S Blade	27061	21WG24
Speed Control Pot	RV6043	21WG97
Ranges		
Garland Manufacturing		
Door Spring	1005800	21WE67
Griddle Thermostat	G0893-01	21WE76
Knob	1089100	21WE70
Knob Kit	4512141	21WE74
Vulcan		
Burner Knob	499595-1	28ZX14
Filter Replacement Kit	854306-4	29AC29
GE Motor	419720-2	29AC74
Infinite Switch	411503-4	28ZY55
Pilot Tip	412063-2	28ZX44
Power Switch Harness Assembly	427755-G1	28ZY56
Probe	353589-1	28ZZ10
Water Level Probe	817233	28ZZ60
Refrigeration		
Silver King		
Starter, 115V/230V	99184P	29PC68
Transformer Assembly	26039	28ZV63
True		
Defrost Termination Switch	831999	21WH32
Defrost Timer	831971	21WH31
Door Hinge Kit	832136	21WH34
Lamp, 120V	801112	21WH14
Motor	800401	21WH06
Shelf Clip Kit	920158	21WH48
Shelf Kit	871780	21WH44
Steamer		
Cleveland		
Coupling, 1/8 in.	104838	28ZG26
Door Latch, Paddle	103643	28ZH59
Hex Lock Nut, 1/4-20	14665	28ZG19
O-Ring	FA05002-37	28ZG20
Transformer, 120-24V	20528	28ZH17
Vulcan		
Filter Replacement Kit	854306-13	29AC59

Scotch-Brite™



Quick Clean Griddle Cleaning System

Eliminates food soil from flat and commercial griddles. No. 1EKB8 is a heat-activated liquid that loosens and lifts carbonized grease and burnt-on food soil. Safe for food contact surfaces. Works best between 300° and 350°F.

Description	Item No.
Griddle Degreaser	1EKB8
16"L Griddle Pad Holder	1EKB9
Griddle System Squeegee with 7" Rubber Blade	1EKC1
Rubber Replacement Squeegee Blade	1EKC2



No. 1EKB8



No. 1EKB9


No. 1EKC1

CARLISLE

Grill and Oven Cleaning Tools

Will not absorb grease or odor. Wire brush bristles and scraper blades easily remove heavy carbon deposits, rust, and burned-on food. Wooden handles are specially treated to resist the heat thrown off by grills and high-temperature pizza ovens.

Description	Item No.	Pkg. Qty.
30" Wire Brush with Stainless Steel Bristles	4KDH4	6
Toothbrush with 1/2" Nylon Bristles	4KDH7	12
Toothbrush with 1/2" Stainless Steel Bristles	4KDH8	12
11 1/2" Plastic Handle Scraper with Carbon Steel Bristles	4KDJ1	12
20" Wood Handle Scraper with Carbon Steel Bristles	4KDH9	12



No. 4KDH4

No. 4KDH7

No. 4KDJ1

No. 4KDH9



Oven and Grill Cleaners

Tough Guy® Oven and Grill Cleaner—Natural citrus formula clings to vertical surfaces to penetrate and dissolve baked-on food, grease, and carbonized deposits.

Mr. Muscle® Oven and Grill Cleaner—Grease-cutting aerosol works on hot or cold ovens. Self-scouring foam penetrates and removes carbonized soils and baked-on grease.

Easy-Off® Oven and Grill Cleaner—Grease-penetrating formula removes baked-on grease from warm or cold ovens.

Zep® Professional Oven Cleaner—Aggressive-acting formula cleans and degreases the toughest soils from ovens while leaving a pleasant lemon-lime fragrance.

Goo Gone® Grill and Grate Cleaner—Super-strength gel cleans grills by removing carbon, grease, and baked-on deposits, which helps make food taste better. Plant-based formula uses natural citrus power to destroy grease and grime.

Misty® Ready-to-Use Oven and Grill Cleaner—Restore a clean appearance and optimum performance to your oven or grill. Dissolves and emulsifies encrusted grease, oils, fats, and carbonized food.



No. 2DBX5



No. 1DU23



No. 1XEH2



No. 4TMK1



No. 39F171



No. 22C647

Description	Size	Item No.	Pkg. Qty.
Tough Guy® Aerosol Oven & Grill Cleaner	20 oz.	2DBX5	1
Mr. Muscle® Oven & Grill Cleaner	19 oz.	1DU23	6
Easy-Off® Oven & Grill Cleaner	24 oz.	1XEH2	6
Zep® Professional Oven Cleaner	32 oz.	4TMK1	1
Goo Gone® Grill & Grate Cleaner	24 oz.	39F171	1
Misty® Ready-to-Use Oven & Grill Cleaner	1 gal.	22C647	4



No. 4KT89



No. 12G821



Georgia-Pacific

Dine-A-Max® Food Service Towels

Food preparation and bar towels for fast wiping of tabletops and countertops. Reusable, machine washable. ¼-fold dispensing box.

Sheet Size	Color	Item No.
13" x 24"	Green/White	4KT89
13" x 24"	White/Red	12G821



Liquid Silverware Presoak

Loosens dried and hardened food soils from silverware, flatware, and other food preparation utensils. Safe for use on metals and plastics. Low-foam formula suitable for automatic dish washing machines.

Size	Item No.
4 oz.	11U471



Stainless Steel Cleaner

Water and oil emulsion cleans and protects stainless steel, brass, chrome, aluminum, and copper. Nonabrasive and nonflammable.

Size	Item No.
20 oz.	2DBY3



Plastic and China Destainer

Comes in easy-to-use powder packets. 35 powder packets per container. Meets Kosher standards.

Size	Item No.
4 oz.	11U472



Powder Deep Fat Fryer Cleaner

High-alkaline formula cleans deep fat fryers quickly, efficiently, and safely. Prolongs fryer life and helps prevent oil breakdown. Rinses with potable water. Do not use on soft metals. 18 powder packets per container.

Size	Item No.
8 oz.	11U477



Liquid Ice Machine Cleaner

Dissolves and removes scale and other hard water deposits like rust, magnesium, and calcium salts from ice making machines, sterilizers, coffee makers, and other food service equipment. Concentrated phosphoric acid provides maximum effectiveness at high dilution ratios. Nonfuming and safe to use on stainless steel, chrome, nickel plating, plastic, glass, and fiberglass.



Size	Item No.
16 oz.	11U478

REGISTER NOW!

ENJOY THESE FEATURES & MORE

- Access your pricing
- View order history
- Save favorites to your personal lists
- Check real-time product availability

SIGN IN OR REGISTER ON GRAINGER.COM TODAY!



No. 3CFP2



No. 1ANJ6



No. 2RZW2



Coil Cleaners

Description	Size	Mfr. Model	Item No.
Condenser Cleaners			
Green Select Cal-Green®, EPA/Dfe Certified	1 gal.	4190-08	3CFP2
Nu-Brite®, Alkaline Foaming, USDA	1 gal.	4291-08	1ANG9
Nu-Brite®, Alkaline Foaming, USDA	2.5 gal.	4291-05	1ANJ1
Evaporator Cleaners			
Evap Foam-No Rinse®, Aerosol Foaming, No-Rinse	18 oz.	4171-75	1ANJ6
Evap-Fresh®, Disinfectant, No-Rinse, EPA Registered	1 gal.	4166-08	2RZW2
Evap-Fresh®, Disinfectant, No-Rinse, EPA Registered	18 oz.	4166-75	2RZW3
Green Select Evap-Green®, EPA/Dfe Certified No -Rinse	1 gal.	4191-08	3CFP3



Ice Machine Cleaners



No. 3CFP9



No. 2RXZ2

Description	Size	Mfr. Model	Brand	Item No.
Cleaners				
Descaling (Cleaning) Ice Machines with Nickel-Plated Evaporators	16 oz.	4287-34	Nu-Calgon	3CFP9
For Use with Manitowoc Ice Machines	16 oz.	5162	Manitowoc	10L484
For Use With 10L428	16 oz.	84	Manitowoc	10L486
For Use With Scotsman Ice Makers	16 oz.	19-0653-12	Scotsman	38Y226
Sanitizer				
For Use with Manitowoc Ice Machines	16 oz.	5164	Manitowoc	10L485
Water Reservoir Treatment				
Device is Placed Directly into the Recirculating Water Sump	4 oz.	4209-05	Nu-Calgon	2RXZ2



A/C Disinfectant and Drain Pan Treatments

Disinfectant—Effective against bacteria, fungi, mold, and mildew on coils and drain pans. Formulated with chlorine dioxide for low-toxicity. Can be sprayed or fogged on coils, condensate pans, filters, and ductwork.

Drain Pan Treatments—Prevent accumulation of slime, keeping drains clog-free. Turn to gel when activated by condensation to lock in place, preventing them from moving and potentially blocking drain.



No. 1ANJ7



No. 3CFR4



No. 3CFR5

Description	Application	Size	Mfr. Model	Item No.
Disinfectant				
Bio-Fresh® cd	Fungistat, Germistat, and Deodorizer For Fogging and Spraying Evaporator Coils, Condensate Pans, Ductwork	1 qt.	4126-34	1ANJ7
Drain Pan Treatments				
Gel-Tabs-3 Ton, Lasts 3 Months	Prevents Slime Growth and Deposits in Condensate Pans, Eliminates Foul and Musty Odors	3-ton Tab (12 in tube)	4185-03	3CFR4
Gel-Tabs-5 Ton, Lasts 3 Months	Prevents Slime Growth and Deposits in Condensate Pans, Eliminates Foul and Musty Odors	5-ton Tab (6 in tube)	4185-05	3CFR5
Gel-Tabs-3 Ton, Lasts 6 Months	Slime Prevention	¾ oz.	4295-34	22NV60
Gel-Tabs-3 Ton, Lasts 6 Months	Slime Prevention	2.125 oz.	4296-24	22NV61



No. 21HE86



No. 40GR47



Microwave Ovens

- 11 power levels

Features automatic microwave or steam defrost, 6 microwave cooking settings, and microwave sensor or manual steam reheating options. Includes LCD, grilling rack, glass tray, drip tray, and 2 steam trays. Includes turntable. UL Listed.

Color	Cap.	Output Watts	Voltage	Outside W	Outside H	Outside D	Item No.
White	0.9 cu. ft.	900	120V @ 60 Hz	19 ¹ / ₄ "	11 ¹ / ₁₆ "	14 ¹ / ₈ "	21HE86
Black	0.9 cu. ft.	900	120V @ 60 Hz	19 ¹ / ₄ "	11 ¹ / ₁₆ "	14 ¹ / ₈ "	21HE87
White	1.1 cu. ft.	1000	115	21 ¹ / ₄ "	11 ⁷ / ₈ "	16 ¹ / ₂ "	40GR49
Black	1.1 cu. ft.	1000	115	21 ¹ / ₄ "	11 ⁷ / ₈ "	16 ¹ / ₂ "	40GR47



No. 31EV55



No. 31EV64

**FRIGIDAIRE
Microwave Ovens**

- 10 power levels

These microwaves with large glass turntables feature easy, one-touch button operation. Power levels and cooking times adjust automatically for a variety of heating applications. Controls can be programmed in advance, so you can defrost, cook, and keep a meal warm all at once. No. 31EV61 offers convection and grill oven options. With 2 fan speeds, the Over the Range microwaves double as hoods. They feature auto-start heat sensor vent fans and charcoal vent filters.

Cap.	Output Watts	Voltage	Outside W	Outside H	Outside D	STAINLESS STEEL Item No.	WHITE Item No.	BLACK Item No.
Over the Range								
1.5 cu. ft.	900	120	29 ⁷ / ₈ "	16 ¹³ / ₃₂ "	15 ¹ / ₃₂ "	31EV68	31EV66	31EV67
1.6 cu. ft.	1000	120	29 ⁷ / ₈ "	16 ¹³ / ₃₂ "	15 ¹ / ₃₂ "	31EV63	31EV65	31EV64
1.7 cu. ft.	1000	120	29 ⁷ / ₈ "	16 ¹³ / ₃₂ "	15 ¹ / ₃₂ "	31EV62	—	—
Countertop								
1.2 cu. ft.	1100	120	22"	13 ¹ / ₂ "	21 ³ / ₈ "	31EV61	—	—
1.6 cu. ft.	1100	120	21 ³ / ₄ "	12 ⁷ / ₈ "	18 ¹ / ₂ "	31EV58	31EV59	31EV60
2.2 cu. ft.	1200	120	24"	13 ⁷ / ₈ "	21 ³ / ₈ "	31EV55	31EV57	31EV56



No. 4GVY6



No. 24T745

**SHARP
Microwave Ovens**

- 11 power levels

Professional—Automatic cook options allow 1-touch cooking. Compact design. 10 memory presets. Suitable for high-volume use.

Consumer—Feature a 4-digit, easy-to-read LED, 30-sec. plus cook button, four 1-touch cooking buttons, and 5 automatic cook menus. All include a turntable. UL Listed. Meet FCC and DHHS standards.

Description	Cap.	Output Watts	Voltage @ 60 Hz	Outside W (in.)	Outside H (in.)	Outside D (in.)	Item No.
Professional							
Stainless Steel, Digital Display	0.75 cu. ft.	1200	120	17 ¹ / ₁₆ "	13 ¹ / ₁₆ "	22 ¹ / ₂ "	4GVY6
Consumer							
White	1.1 cu. ft.	1000	120	20 ¹ / ₃ "	12	15	24T745
Stainless Steel	1.1 cu. ft.	1000	120	20 ¹ / ₃ "	12	15	24T746



CROCK-POT
THE ORIGINAL SLOW COOKER

Slow Cookers

Include removable, dishwasher-safe stoneware and lid, and recipes. No. 6CDL1 has a digital timer that allows programmable cooking; automatically shifts to warm when cooking is done.

Description	Cap.	Item No.
Single Compartment - Programmable Countdown	5 qt.	6CDL1
Round Stoneware, Single Compartment	6 qt.	38FA46



CRESTWARE

Electric Rice Cooker

Large capacity cooker holds up to 30 cups of rice. Includes measuring cup, stirring spoon, and nonstick removable pad for rice pot. Features 1-touch operation to both cook and warm rice.

Cap.	Color	Item No.
7½ qt.	White/Black	21D926



Round Rethermalizer



Full-Size Rethermalizer

VOLLRATH

Rethermalizers and Warmer

• **NSF Certified**

Full size holds up to 4" deep pans for heated or chilled food. Low-water light indicator. Nonstick surface. Pans not included.

Description	Item No.
Round Rethermalizer, 7-qt.	4NDC1
Round Rethermalizer, 11-qt.	4NDC2
Full Size Rethermalizer	4NDC3
Full Size Warmer	4NDC4



APW
wyot.
A Stansco Company

Countertop Cooker

7-qt. cooker features thermostatic controls and is fully insulated. Operating temp. up to 212°F.

W	H	Watts	Amps	Item No.
10½"	10"	1000	8.3	6FGT4



No. 6DWF0



No. 6DWF1



No. 45AU73



No. 6CDL4



Electric Burners

- **UL Listed**
- **120V**

Feature heavy-duty cast-iron burner plate and independent adjustable thermostats and "Ready" indicator lights. No. 6DWF1 has a 1300W large plate for cooking and a 500W small plate for simmering and warming. Brushed stainless steel housing.

Description	Element Type	Watts	H (in.)	W (in.)	L (in.)	Item No.
Waring Commercial						
Single Burner	Wrapped Sheath	1300	3¼	12¼	11	6DWF0
Double Burner	Sheath	1800	3¼	19¾	12¼	6DWF1
Oster						
Single Burner	Solid	900	—	4 ¹³ / ₃₂	10½	45AU73
Double Burner	Solid Disc	1500	4	19¾	9	6CDL4



No. 4NDC6



Heated Shelves

- **NSF Certified and UL Listed**

Thermostatic controlled shelves maintain accurate and even temperature. 2 heating zones per shelf.

L	D	H	Item No.
24"	20"	1"	4NDC6
36"	20"	1"	4NDC7
48"	20"	4"	4NDC8
60"	20"	4"	4NDC9



No. 13C096



No. 13C097



Induction Ranges

- **1800W, 110V**

Glass cooktop with copper coil and LCD. Timer from 0 to 180 min. Compatible with any induction pot and pan. No. 13C097 drops into counter.

Description	L (in.)	W (in.)	H (in.)	Item No.
Portable Induction Range	13½	17¾	4 ⁹ / ₁₀	13C096
Drop-In Induction Range	14½	15	4¾	13C097



No. 5UDT5



No. 5UDT6



Crystalite® Liquid Wax Cartridges

Nonrefillable cartridges are virtually odorless and provide a bright, clean burn with no messy cleanup. Excellent for use in decorative lamps.

Burn Time	H	Item No.	Pkg. Qty.
18 hr.	2½"	5UDT5	72
50 hr.	3⅝"	5UDT6	36



No. 5UDU0



Votive Candles

Burn Time	Item No.	Pkg. Qty.
8 hr.	5UDU0	432
10 hr.	5UDU1	288
15 hr.	5UDU2	144

No. 4RYN1



Chafers

No. 4RYN1 is stackable for storage and includes stand, dome cover, food pan, dripless water pan, and 2 fuel holders. Nos. 13C090 and 13C091 have a full roll-down cover with vents, wind guard, and brass accents on the legs, handle, and medallion. Nos. 13C092 to 13C095 can be kept on induction ranges or dropped into counters; Nos. 13C092 and 13C094 have a glass window in the lid.

Overall Dim.	Brand	Item No.
23¼" L x 14¼" W x 14¼" H	Vollrath	4RYN1
21" Dia. x 19½" H	Bon Chef	13C090
27½" L x 18¾" W x 18½" H	Bon Chef	13C091
14¼" L x 13¾" W x 8" H	Bon Chef	13C092
14¼" L x 13¾" W x 8" H	Bon Chef	13C093
14¼" Dia. x 8" H	Bon Chef	13C094
14¼" Dia. x 8" H	Bon Chef	13C095



No. 13C090



No. 13C091



No. 5UDT0



No. 5UDT2



No. 5UDT1



No. 5UDT4



Chafing Fuel and Butane Burners

CHAFING FUEL

Made from plant-based bio fuel. Biodegradable, water soluble, and methanol-free formula. Clean burning, odor-free, and smoke-free. Recyclable packaging.

Wick Chafing Fuel—Come in a spillproof package with a visible flame.

BUTANE PRODUCTS

Portable Butane Stove—Can be used for tableside and other portable cooking needs, such as pasta bars and omelette stations. 7000 Btu output for high-volume cooking. UL and C-UL Listed, CSA Certified.

Professional Culinary Torch—For caramelizing, melting, and browning. Easy-start ignition. Flame height adjusts for low and high temperatures up to 2500°F. Blue flame.

CHAFER SET

Fold-down frame for easy, space-saving storage. Includes water pan, 2 food half-pans, 2 cans of 2-hr. gel chafing fuel, utensils, and folding rack.

Description	Item No.	Pkg. Qty.
Chafing Fuel		
2 Hr. Wick Gel Chafing Fuel	5UDR9	72
6 Hr. Stern Gel Chafing Fuel	5UDT0	24
Butane Products		
Portable Butane Stove	5UDT1	1
Professional Culinary Torch	5UDT2	1
Refillable Fuel Cartridge	5UDT3	12
Chafers Set		
Pop-Up Chafers Set	5UDT4	4



No. 5UDT3



No. 5YGV3



No. 5YGV2



No. 5YGV8



No. 6EYY3



Display and Tray Covers

Polycarbonate dome covers add increased durability and can be used in more extreme foodservice applications. Cutouts on display covers retain frame and seal at base for increased strength and durability.

Description	Overall Length	Overall Height	Overall Width	Item No.
Carlisle Display Cover				
Solid	13 1/8"	3"	10 3/4"	5YGU8
End Cut	13"	5 3/4"	10 3/4"	5YGU9
Center Cut	13"	5 3/4"	10 3/4"	5YGV0
End Cut	21 1/4"	7 1/2"	13 3/8"	5YGV2
Center Cut	21 1/4"	7 1/2"	13 3/8"	5YGV3
Double End Cut	21 1/4"	7 1/2"	13 3/8"	5YGV4
Carlisle Pastry Tray Cover				
Hinged Pastry Tray Cover	26 3/16"	4"	18 3/16"	5YGV6
Pastry Tray Cover	19 9/16"	4 1/4"	11 3/8"	5YGV7
Hinged Pastry Tray Cover	21 5/16"	4"	13 5/16"	5YGV8
Lift Off Pastry Tray Cover	16 1/16"	3 1/4"	11 15/16"	5YGV9
TableCraft Dome Cover				
Dome Cover, Rectangular	19"	—	10"	6EYY3
Dome Cover, Rectangular	21 1/2"	7 1/2"	13 1/4"	6EYY4

No. 20X569



Riser Sets

Provide a creative way to present your food, both in display and serving. Suitable for contact with food.

Material	Color	Includes	Item No.
Wood	Mahogany	3 Risers	20X568
Wood	Black	3 Risers	20X567
Bamboo	Mahogany	3 Risers	20X570
Bamboo	Natural	3 Risers	20X569



No. 4VML8



No. 4VML9



Adjustable Heat Lamps

- CSA and UL Listed
- No. 4VML9 is NSF Certified
- 250W bulbs included

Aluminum spun shades. Use replacement bulb No. 4V673 for No. 4VML8 and No. 2V294 for No. 4VML9. (Replacement bulbs sold separately on Grainger.com®.)

Description	H (in.)	Item No.
2 Clear Bulbs Free Standing	23 1/2 - 33	4VML8
1 Red Bulb with Drip Pan and Cutting Board	24	4VML9



Carving Station

- 120 VAC

This heavy-duty contoured chrome-finished unit is a great addition to your serving line or buffet. Features a solid surface base and angled dual lamps to keep the food warm during service. The highly functional tabletop design features a knife friendly, NSF listed cutting board that lifts out for easy cleaning. Also includes a 1/4 size drip pan.

Description	Overall Height	Overall Width	Overall Depth	Item No.
Includes 2 Spun Aluminum Lamp Shades	27"	24"	22"	35YU54



Hot and Cold Food Tables

Tables are ideal for keeping food hot or cold during buffet service. Counters are mobile with heavy-duty 5" casters (2 locking). Hot food tables feature an easy access panel for fast and easy service of all heating elements and thermostats. Cold food tables feature 9.44" deep wells and is ideal for serving chilled fruit, drinks, salads, and desserts.

Holds	L	D	H	Item No.
Hot Food Tables				
2 Full Size Pans	35"	30"	36"	6AEF6
3 Full Size Pans	49"	30"	36"	6AEF7
4 Full Size Pans	63"	30"	36"	6AEF8
5 Full Size Pans	77"	30"	36"	6AEF9
6 Full Size Pans	91"	30"	36"	6AEG0
Cold Food Tables				
2 Full Size Pans	35"	30"	36"	6AEH6
3 Full Size Pans	49"	30"	36"	6AEH7
4 Full Size Pans	63"	30"	36"	6AEH8
5 Full Size Pans	77"	30"	36"	6AEH9
6 Full Size Pans	91"	30"	36"	6AEJ0
Corner Bumper				
—	—	—	—	6CCC8



No. 6AEF6



Hot Food Tables and Portable Hot Food Stations

ServeWell® Hot Food Tables—Thermoset well insulates and concentrates heat into water. Each well has a brass drain valve. Automatic thermostatic controls with low-water indicator light. Include 7½" plate shelf and 8"W cutting board. For use with up to 4"D full- or fractional-size pans. Stainless steel construction.

Affordable Portable™ Hot Food Stations—Easy-access, fully enclosed clear acrylic breath guard leaves 12" clearance. 20-ga. stainless steel work surface has a wide plate-rest area that folds down for storage. 4 casters (2 with brake). Black color. Each well has infinite setting controls. Require spillage pan No. 4YKR7, sold separately. Breath guard is cafeteria-style on No. 4NDV4 and buffet-style on No. 4NDV5.

Description	External Dim. W x D x H	120V/480 PER WELL WATTS Item No.	240V/800 PER WELL WATTS Item No.	120V/700 PER WELL WATTS Item No.	120V/525 PER WELL WATTS Item No.
ServeWell® Hot Food Tables					
3 Well	46½ x 32 x 34	4NDU5	4NDU7	4NDV7	—
4 Well	61¼ x 32 x 34	4NDU6	4NDU8	4NDV8	—
5 Well	76 x 32 x 34	—	4NDU9	4NDV9	—
Affordable Portable™ Hot Food Stations					
3 Well	46 x 24 x 35	—	—	—	4NDV4
4 Well	60 x 24 x 35	—	—	—	4NDV5

Description	External Dim. W x D x H	Item No.
Hot Food Table Accessories		
Single Overshelf	46½ x 10 x 13	4NDV1
Single Overshelf	61¼ x 10 x 13	4NDV2
4" Caster Set, 2 with Brakes	—	4NDV3
Portable Hot Food Station Accessories		
46" Plate Rest with Mounting Kit	—	4NDW1
60" Plate Rest with Mounting Kit	—	4NDW2
Spillage Pan	—	4YKR7



No. 4NDV9

Affordable Portable™
Hot Food Station
No. 4NDV4

No. 4NDV1



No. 4NDV3



No. 4YKR7



Full-Size Pan



Half-Size Pan



Solid Cover



False Bottom



Slotted Cover



Wire Grate



Stainless Steel Steam Table Pans and Covers

• Table pans and solid covers are NSF Certified

Antijamming feature helps prevent pans from sticking together. Pans sit flat inside well. Additional sizes available on Grainger.com®.

Depth	Cap.	Gauge	Item No.
Full-Size Steam Table Pan			
1 1/4"	3.9 Qt.	22	4NDD1
6"	21 Qt.	22	4NDD4
Full-Size Perforated Steam Table Pan			
1 1/4"	3.9 Qt.	22	4NDJ5
6"	21 Qt.	22	4NDJ8
Full-Size Heavy Duty Steam Table Pan			
2 1/2"	8.3 Qt.	20	4NDK2
6"	21 Qt.	20	4NDK4
Full-Size Transport Steam Table Pan			
1 1/4"	4 Qt.	20	4NDK8
2 1/2"	8 Qt.	20	4NDK9
8"	28 qt.	20	4NDL3
Two-Thirds Size Steam Table Pan			
1 1/4"	3 Qt.	22	4NDD5
2 1/2"	5.6 Qt.	22	4NDD6
6"	14 Qt.	22	4NDD8
Half-Size Steam Table Pan			
1 1/4"	2.1 Qt.	22	4NDD9
2 1/2"	4.3 Qt.	22	4NDE1
6"	10 Qt.	22	4NDE3
Half-Size Perforated Steam Table Pan			
2 1/2"	4.3 Qt.	22	4NDJ9
4"	6.7 Qt.	22	4NDK1
Half-Size Heavy Duty Steam Table Pan			
2 1/2"	4.3 Qt.	20	4NDK5
6"	10 Qt.	20	4NDK7
Half-Size Transport Steam Table Pan			
2 1/2"	4 Qt.	20	4NDL4
8"	11 Qt.	20	4NDL7

Depth	Cap.	Gauge	Item No.
Half-Size Steam Table Pan			
1 1/4"	1.9 Qt.	22	4NDE4
6"	8.2 Qt.	22	4NDE7
Third-Size Steam Table Pan			
1 1/4"	1.3 Qt.	22	4NDE8
6"	6.1 Qt.	22	4NDF2
Fourth-Size Steam Table Pan			
2 1/2"	1.8 Qt.	22	4NDF3
6"	4.5 Qt.	22	4NDF5
	Description		Item No.
Full-Size Accessories			
	Solid Cover		4NDG2
	Solid Steam Table Cover		4NDL8
	Slotted Cover		4NDG3
	Wire Grate		4NDG4
Half-Size Accessories			
	Solid Cover		4NDG6
	Solid Steam Table Cover		4NDL9
	Slotted Cover		4NDG7
	Wire Grate		4NDG8
Half-Size Long Accessories			
	Solid Cover		4NDH1
Third-Size Accessories			
	Solid Cover		4NDH2
	Slotted Cover		4NDH3
	Wire Grate		4NDH4
Fourth-Size Accessories			
	Solid Cover		4NDH6
	Slotted Cover		4NDH7



CAMBRO

Polycarbonate Food Pans and Covers

- NSF Certified
- Pkg. of 6

All-in-one pans store and serve food. Keep food cold without condensation. Withstand temperatures from -40° to 210°F.

D	Cap.	Item No.	FLAT COVER Item No.	FLAT COVER W/ HANDLE Item No.
Full-Size Pans				
2½"	8.9 Qt.	4UJT3	4UJV7	4UJV8
4"	13.7 Qt.	4UJT4	4UJV7	4UJV8
8"	27 Qt.	4UJT6	4UJV7	4UJV8
Half-Size Pans				
2½"	4.1 Qt.	4UJT9	4UJV9	4UJW1
6"	9.4 Qt.	4UJU2	4UJV9	4UJW1
8"	12.4 Qt.	4UJU3	4UJV9	4UJW1
Half-Size Long Pans				
2½" x 6"	3.2 Qt.	4UJT7	—	—
4" x 6"	5.3 Qt.	4UJT8	—	—
Third-Size Pans				
2½"	2.5 Qt.	4UJU4	4UJW2	4UJW3
8"	7.3 Qt.	4UJU7	4UJW2	4UJW3
Fourth-Size Pans				
2½"	1.8 Qt.	4UJU8	4UJW4	4UJW5
6"	3.9 Qt.	4UJV1	4UJW4	4UJW5



CAMBRO

Polypropylene Translucent Food Pans and Seal Covers

- NSF Certified

Chemical-resistant. Nonstick surface. Withstand temperatures from -40° to 160°F.

D	Cap.	Pkg. Qty.	PAN Item No.	SEAL COVER Item No.
Full Size				
4"	13.7 Qt.	6	4UJW9	4UJY2
6"	20.6 Qt.	6	4UJX1	4UJY2
Half Size				
4"	6.3 Qt.	6	4UJX2	4UJY3
6"	9.4 Qt.	6	4UJX3	4UJY3
Third Size				
4"	3.8 Qt.	6	4UJX4	4UJY4
6"	5.6 Qt.	6	4UJX5	4UJY4
Fourth Size				
4"	2.7 Qt.	6	4UJX6	4UJY5
6"	3.9 Qt.	6	4UJX7	4UJY5



Polycarbonate Cold Food Pans, Covers, and Drain Trays

- NSF Certified and FDA compliant

Dishwasher- and microwave-safe. Nonstick surface. Withstand temperatures from -40°/-40°C to 102°F/39°C.

D	Cap.	Item No.	Description	Item No.
Full-Size Pans				
2½"	9 Qt.	4UFX7	Cover	4UFY1
6"	20½ Qt.	4UFX9	Secure Sealing Lid	4UFY2
Half-Size Pans				
2½"	4 Qt.	4UFY3	Drain Tray	4UFY6
6"	9½ Qt.	4UFY5	Cover	4UFY7
Third-Size Pans				
6"	6 Qt.	4UFZ1	Secure Sealing Lid	4UFY8
Fourth-Size Pans				
4"	2½ Qt.	4UFZ6	Drain Tray	4UFZ2
			Cover with Peg Holes	4UFZ3
			Secure Sealing Lid	4UFZ4
Fourth-Size Accessories				
			Cover	4UFZ7
			Secure Sealing Lid	4UFZ8



Polycarbonate Hot Food Pans, and Covers

- NSF Certified and FDA compliant

Dishwasher- and microwave-safe. Nonstick surface. Withstand temperatures from -40°F/-40°C to 375°F/190°C. Covers are available only in amber color, but are for use with both black and amber color pans.

D	Cap.	► CHOOSE: Color	Item No.	Description	Item No.
Full-Size Hot Food Pan					
2½"	9 Qt.	Amber, Black	D8006	Cover, Amber	
4"	13¾ Qt.	Amber, Black	D8007	Full Size	4UGA9
				Fourth Size	4UGE1
Half-Size Hot Food Pan					
4"	6¾ Qt.	Amber, Black	D8008	Notched Cover, Amber	
6"	9½ Qt.	Amber, Black	D8009	Half Size	4UGC5
				Third Size	4UGD3
Third-Size Hot Food Pan					
4"	4 Qt.	Amber, Black	D8011	Fourth Size	4UGE2
6"	5¾ Qt.	Amber, Black	D8012	Sixth Size	4UGE5
Fourth-Size Hot Food Pan					
4"	2½ Qt.	Amber, Black	D8013	Cover with Peg Holes, Amber	
6"	4 Qt.	Amber	D8014	Half Size	4UGC6
Sixth-Size Hot Food Pan					
4"	1¾ Qt.	Amber, Black	D8015	Third Size	4UGD4



CAMBRO

Portable Food Bar

Allows custom configuration by connecting cashier stations (sold separately) and food buffet bar together. Granite gray tray rail attaches to food buffet bar. Keeps food cold for hours. Sneeze guards and tray rails knock down quickly for easy cleaning, setup, and transport.

Description	External Dim. W x D x H	Internal Cabinet Dim. W x D x H	Holding Cap.	Item No.
Black Food Bar	68¾ x 42½ x 62¾	52¼ x 21 x 7½	4 Full Size Pans	4TAD8

•Cart only. Accessories sold separately.



CAMBRO

Insulated Beverage Cart

• *Shipped assembled*

Stores hot or cold foods in cabinets. Has recessed tops to hold three 1-gal. containers and stacked condiment bins.

Description	Overall Length (in.)	Overall W (in.)	Overall H (in.)	Item No.
Green Granite Cart	44½	30	44	2MPV8



No. 5YGH9



No. 12H014



Stainless Steel Handwashing Stations

• *Shipped assembled*

• *4 casters, 2 fixed and 2 swivel with brakes*

• *NSF Certified*

Portable sinks are complete with two 5-gal. fresh water tanks, 7½-gal. wastewater tank (No. 5YGH9 has 2), 2-gal. water heater, and water pump, and back splash. Power comes from a GFCI receptacle with 12-ft. cord and L5-15P NEMA plug for 12VAC. No. 5YGH9 has a chrome-plated brass faucet, soap dispenser, locking door, and roll towel holder.

Description	Bowl Size	Drain Opening (in.)	Overall Height	Overall Width	Overall Depth	Item No.
Hot and Cold Water Portable Sink, Single	14" x 12" x 6"	1½	47¾"	34¾"	25¼"	5YGH9
Portable Sink, Single	14" x 12" x 6"	—	47¾"	24"	25¼"	12H014



CAMBRO

Polyethylene Handwashing Station

• *Shipped assembled*

• *Four 6" polyurethane casters, 2 swivel*

Provides up to 70 hand washings with hot or cold water. Double stainless steel sinks with two 5-gal. water tanks, and two 7½-gal. refuse tanks. Includes paper towel holder and soap dispenser.

Description	Overall Depth	Overall Width	Overall Height	Amps	Item No.
110VAC Unit	32½"	40½"	45½"	10	2MGF3

CAMBRO

Insulated Ice Caddies

- Shipped assembled
- Brown color
- Polyethylene construction
- 2 fixed, 2 swivel casters, 1 with brake (except No. 2MGF6 has 4 swivel casters, 1 with brake)

Molded-in handles with recessed well and drain. Lid slides back and under.



No. 2MGF5

Load Cap. (lb.)	Overall L (in.)	Overall W (in.)	Overall H (in.)	Caster Size (in.)	Item No.
100	30¼	22½	28¾	5	2MGF5
100	30¼	22½	28¾	5	2MGF6
125	31½	23	29¼	5	2MGF7
125	31½	23	29¼	5 & 8	2MGF8
125	31½	23	34½	5	2MGG2
175	37½	24	29¼	5	2MGF9
175	37½	24	29¼	5 & 10	2MGG1
175	34	23	37½	5	2MGG3
175	34	23	37½	5 & 10	2MGG4
200	34	23	39½	5 & 10	2MGG5



No. 4NCH8



No. 4UEE3



No. 4PRR1

Scoops

- Dishwasher safe and NSF Certified

Nos. 4PRR1 and 4PRR2 feature hand guard and holder with angled handle. No. 4PRR2 has a wire holder for air drying. No. 4PRR6 has 2 handles.

Capacity (oz.)	Brand	Item No.	Pkg. Qty.
Stainless Steel			
52	Vollrath	4NCH8	1
Aluminum			
5	Vollrath	4NCH9	1
12	Vollrath	4NCJ1	1
23	Vollrath	4NCJ2	1
40	Vollrath	4NCJ3	1
55	Vollrath	4NCJ4	1
Polycarbonate			
6	Rubbermaid	4UEE3	1
64	Rubbermaid	4UEE5	1
6	Carlisle	4RZG3	12
32	Carlisle	4RZG1	12
64	Carlisle	4RZG2	6
High-Density Polyethylene			
64	Rubbermaid	4UEE4	1
Plastic			
74	Rubbermaid	4PRR1	1
74	Rubbermaid	4PRR2	1
120	Rubbermaid	4PRR6	1



No. 4PRR7



No. 4PRR5



No. 4PRR8



Ice Handling and Transport Cart

- NSF Certified, except ice transport cart No. 4PRR7

Ice Totes—5½ gal. Hold up to 25-lb. of ice and include a rear hand hook. No. 4PRR5 has a bin hook adapter that attaches to ice machines.

Ice Tote Lid—Fits on Nos. 4PRR4 and 4PRR5.

Ice Transport Cart—Holds 4 ice totes; up to 100 lb. of ice.

Ice Container—Built-in handles. Imprinted "ICE ONLY" on bucket. White color.

- Meets HACCP standards

Description	Overall L (in.)	Overall W (in.)	Overall H (in.)	Item No.
Ice Tote with Bin Hook	10½	13¾	22½	4PRR4
Ice Tote with Hang Hook	12¼	13¾	22½	4PRR5
Ice Tote Lid	12	1¾	2	4PRR3
Ice Transport Cart	32½	20½	34	4PRR7
Ice Container, 42-qt. capacity	17¼	—	17½	4PRR8

No. 6CAK8



No. 6CAL1



Saf-T-Ice Scoop and Tote System

- Blue color

Totes keep ice safe and reduce potential of cross-contamination. Scoop guard prevents hand contact and contamination.

Description	Item No.	Description	Item No.
Ice Scoop		Ice Tote	
6 to 10 oz.	6CAL0	5 gal.	6CAL2
Small Scoop 12-16 oz.	3LFH2	6 gal.	6CAL1
Ice Scoop Caddy		Ice Tote, Scoop and Scoop Holder	
86 oz.	6CAK8	6 gal.	5WAX8
Ice Scoop and Holder		Ice Tote Lid	
6 to 10 oz.	6CAK9	Optional Lid	6CAL3
12 to 16 oz.	6CAL4		



No. 4RZF1

No. 4RZF4



No. 6EZP0

CARLISLE



• **Color coding identifies contents**

Storage/Pouring Sets

Dishwasher-safe. Complete sets include container, 2-pc. pouring spout and neck, and lid, except No. 4RZF4 features integrated neck and spout.

Description	Color	Brand	Item No.
Pour Plug™ 1 Qt. Complete	Red	Carlisle	4RZE9
Pour Plug™ 1 Qt. Complete	White	Carlisle	4RZF1
Stor N' Pour® 1 Qt. Complete	White	Carlisle	4RZF4
Pint Complete 12-pc. Pourer Set	Assorted	TableCraft	6EZN9
Quart Complete 12-pc. Pourer Set	Assorted	TableCraft	6EZP0
Half Gallon Complete 6-pc. Pourer Set	Assorted	TableCraft	6EZP1
Gallon Complete 6-pc. Pourer Set	Assorted	TableCraft	6EZP2



rabbit

Aerating Pourer

Pourer aerates red wine as it's poured to improve flavor and bouquet. Separates for easy cleaning. Hand wash only.

Material	Item No.
Plastic, Stainless Steel	35HV34

• **Dip tube color tells you the measure**

Proper Pour™
No. G3991



No. 6EZR2



No. 6EZR7



No. G3990



Pouring Tips

• **Sets of 12**

Free-Flowing Liquor Pourers—Metal construction. No. 4RZF6 has a sanitary screen.

Measured Pourers—Dip tube color indicates measurement from 5/8 to 2 oz.

• **Eliminate overpours**

• **Accurate pour for consistent drinks**

Description	► CHOOSE: Color	Item No.
Proper Pour™ Measured Pourers		
5/8 oz. Black Tube		
3/4 oz. Green Tube		
7/8 oz. Blue Tube		
1 oz. Red Tube	Black Collar w/ Red Spout	G3991
1 1/8 oz. Purple Tube		
1 1/4 oz. Clear Tube		
1 1/2 oz. Yellow Tube		
2 oz. White Tube		
Free-Flowing Liquor Pourers		
Spout w/out Collar	Chrome Plated	6EZR3
Spout w/ Black Collar		6EZR4
Polypropylene Tapered w/Screen	Chrome	4RZF6
Polypropylene Tapered Medium Flow		4RZF5
Chrome Plated Metal	Steel	6EZR2
Free Flow Plastic	Black	6EZR7
Screen Em™ Pourers	Clear, Amber, Red, Smoke	G3990



No. 13C103



No. 13C104

BON CHEF

Champagne Bucket and Stand

18/8 stainless steel construction. The bucket can also be used as an ice bucket.

Description	H	W	Item No.
Champagne Bucket	9 1/2"	9"	13C103
Champagne Bucket Stand	25"	10"	13C104



Condiment Holders and Garnish Trays

Description	Material	Brand	Item No.	Pkg. Qty.
Condiment Holders				
Condiment Holder, 1 qt., 3 Compartment	ABS Plastic with Polycarbonate Lid	TableCraft	6EZT5	1
Condiment Holder, 1½ pt., 4 Compartment	ABS Plastic with Polycarbonate Lid	TableCraft	6EZT4	1
Condiment Holder, 1 pt., 6 Compartment	ABS Plastic	TableCraft	6EZT3	1
Condiment Holder, 1 pt., 5 Compartment	Stainless Steel, Polycarbonate Lid, Polyethylene Inserts	TableCraft	6EZT6	1
Condiment Holder, 1 pt., 6 Compartment	Stainless Steel, Polycarbonate Lid, Polyethylene Inserts	TableCraft	6EZT7	1
Trays and Caddies For Dome Condiment Center				
Condiment Tray Insert - 3 pt.	High-Impact Plastic	San Jamar	6ADJ7	6
Dome Condiment Center				
Condiment Tray Connector	Plastic	San Jamar	6ADK1	1
Condiment Center, (1) 2-qt. Tray	High-Impact Plastic	San Jamar	6ADK2	1
Condiment Center, (1) 1-qt. Tray	High-Impact Plastic	San Jamar	6ADK3	1
Condiment Center, (1) 2-qt. Tray, (4) 1-pt. Trays	High-Impact Plastic	San Jamar	6ADK4	1
Condiment Center, (6) 1-pt. Trays	High-Impact Plastic	San Jamar	6ADK5	1
Condiment Center				
Condiment Dispenser, (6) 1-pt. Inserts	Plastic	Rubbermaid	4PLU2	1
Condiment Dispenser, (3) 1-qt. Inserts	Plastic	Rubbermaid	4PLU3	1



No. 6ADK2



No. 6ADK5



No. 35NG27



No. 35NG26



Coasters

Type	L (in.)	W (in.)	Item No.	Pkg. Qty.
Budget Board	3¾	3¾	35NG27	2500
Budget Board	4	4	35NG26	1000
Cellulose	4	4	35NG28	1000



No. 35NG28



3-Pc. Bar Shaker
No. 6EZU6



Bar Shaker
No. 6EZU1



2-way Jigger
No. 6EZU5

Description	Item No.	Pkg. Qty.
Bar Shakers		
Bar Shaker, 16 oz.	6EZU0	12
Bar Shaker, 28 oz.	6EZU1	12
3-Piece Bar Shaker, 28 oz.	6EZU2	6
3-Piece Bar Shaker, 12 oz.	6EZU6	4
Jiggers		
Jigger, ¾ oz., 1 ¼ oz.	6EZU3	12
Jigger, 1 oz., 1 ½ oz.	6EZU4	12
Jigger, 1 oz., 2 oz.	6EZU5	12



Bar Shakers and Jiggers

• *Stainless steel*



No. 6EZP9



No. 6EZV5



No. 35HV36



No. 6ADH6



Bottle and Wine Openers

Description	Brand	Item No.	Pkg. Qty.
Corkscrews			
Winged Corkscrew	TableCraft	6EZP8	1
Wing Corkscrew	Rabbit	35HV32	1
Wine Key Corkscrew	TableCraft	6EZP9	1
Houdini Corkscrew	Houdini	35HV36	1
Rabbit Corkscrew	Rabbit	35HV37	1
Counter Mount Cork Extractor	TableCraft	6EZV5	1
Can Tapper			
Nickle Plated Can Tapper	TableCraft	6EZR0	60
Bottle Openers			
Stainless Steel Flat Bottle Opener	TableCraft	6EZR1	36
Stainless Steel Bottle Cap Catcher	San Jamar	6ADH6	1
Two-Step Bottle Opener	Rabbit	35HV31	1
Preserver & Sealer			
Wine Preserver	Rabbit	35HV33	1
Wine and Champagne Sealer	Rabbit	35HV35	1



No. 6ADH9



No. 6EZV0



Stainless Steel Speed Racks and Rails

Professionally display bottles behind the bar. Organize bottles permitting drinks to be served quickly. Handle both quarts and liters. Stainless steel construction.

Description	L (in.)	Brand	Item No.
Speed Racks			
(5) Quart/Liter Bottles	22¼	San Jamar	6ADH9
(16) Quart/Liter Bottles	31¼	San Jamar	6ADJ0
(10) Quart/Liter Bottles	41¼	San Jamar	6ADJ1
Speed Rack Hanger Straps, 2 pk.	8¾	San Jamar	6ADH8
Speed Rails			
(5) Quart/Liter Bottles	22	TableCraft	6EZU7
(8) Quart/Liter Bottles	32	TableCraft	6EZU8
(10) Quart/Liter Bottles	42	TableCraft	6EZU9
(10) Quart/Liter Bottles per Rail	21¼	TableCraft	6EZV0
Hanger Strap Set for Speed Rails, 1 pr.	9½	TableCraft	6EZX2



No. 6CAF5



Kleen-Plug™ Beverage Tap Plugs

Ideal for cleaning commercial shake machines and blenders. Angled brushes surround the spindle to clean and sanitize it thoroughly.

Description	Item No.
Plastic Beverage Tap Plugs, 5 pk.	6CAF5
Plastic Beverage Tap Plugs, 50 pk.	6CAF6



No. 38X636



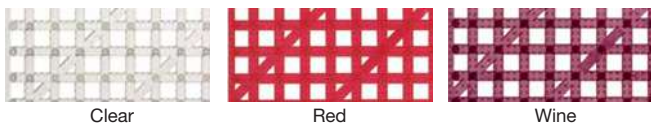
Bar Towels

• 100% cotton



No. 38X631


Description	W	L	Color	Item No.	Pkg. Qty.
Bar Mop Towel	19"	16"	White	38X636	12
Dish Cloth	12"	12"	White with Rainbow Pattern	38X631	12



Clear

Red

Wine



Black



No. 6CAN9



Bar Mats

• Commercial dishwasher safe

Versa-Mat® System—For lining bars and dinnerware shelving. Lightweight and can easily be cut to fit into any contour shape. Allows for superior airflow and moisture drainage for faster drying.

• NSF Certified

Rubber Bar Mats—Constructed of thermoplastic rubber. Nonslip mat has molded-in pattern for drainage.

Description	►CHOOSE: Color	L (in.)	W (in.)	Brand	Item No.
Versa-Mat®					
Bar Mat, Strip	Black	12	3½	San Jamar	6CAN9
Bar Mat, Pkg. of 24	Black, Clear, Red, Wine	12	12	San Jamar	H3496
Thermoplastic Rubber Bar Mats					
Service Mat, Pkg. of 6	Black	18	12	Carlisle	4RZF8
Rubber Bar Mats					
Service Mat	Black	18	12	TableCraft	6EZV4



Stainless Steel Plate Dispensing Carts

- NSF Certified and UL Listed
 - 4 swivel casters, 2 with brake
 - See Grainger.com® for more carts with additional plate sizes
- 25" max. stacking height with easy field adjustment for variable dispensing height. Heated models are 120V with thermostatic control (temp. range 100° to 175°F). 6-ft. cord and plug, and corner bumpers. Adjust-A-Fit® design allows 3¼"-dia. adjustment without tools.

Description	Overall L (in.)	Overall W (in.)	Overall H (in.)	Accommodates Plate Size (in.)	Amps	Item No.
Nonheated						
Round 2-Stack	32	18½	39¾	9¼ to 10½	—	2NKD8
Oval 2-Stack	35½	19½	39¾	8¾ x 9¾ to 11½ x 13½	—	2NKA4
Round 2-Stack	36½	20¾	39¾	10¼ to 12¼	—	2NKD9
Adjust-A-Fit®, 2-Stack	35½	19½	39¾	8¾ to 12	—	2NKA8
Heated						
Round 1-Stack	22½	18½	39¾	9¼ to 10½	3.8	2NKC3
Round 2-Stack	32	18½	39¾	9¼ to 10½	7.5	2NKC6
Oval 2-Stack	35½	19½	39¾	8¾ x 9¾ to 11½ x 13½	7.5	2NKA5
Round 4-Stack	32	32	39¾	9¼ to 10½	15	2NKD1
Adjust-A-Fit®, 2-Stack	35½	19½	39¾	8¾ to 12	7.5	2NKC1



No. 2NKA8



No. 2NKC3



Plate Heater Carts

Stainless steel units heat plates or bases to the proper temperature so food will stay hot and fresh. Convection heating ensures even temperatures; units are ideal for back-of-house applications and assembly lines.

Description	No. of Compart.	Plate Size	Overall Length	Overall Width	Overall Height	Amps	Item No.
Wax Base & Plate Heater	2	9"	35¾"	23¼"	42¾"	15.4	40XA95
Plate Heater	2	10.25"	35¾"	23¼"	42¾"	15.4	40XC31
Plate Heater	3	10.25"	45"	23¼"	43"	23.1	40XC15



No. 40XC31



Tray, Silverware, and Glass Dispensing Carts

- NSF Certified
- 4 swivel casters, 2 with brake
- See Grainger.com® for more carts with additional tray sizes and capacities

Tray and Silverware—Stainless steel. 500-lb. load capacity with 20-ga. steel shelves.

Tray, Glass, and Cantilever Dispensers—Adjustable dispensing levels. Platform base stores trays or racks and has corner bumpers.



No. 2NJZ2



No. 2NKA3

Description	Overall L (in.)	Overall W (in.)	Overall H (in.)	Tray Cap.	Tray Size (in.)	Caster Size (in.)	Item No.
Tray and Silverware							
4-Sides Open	34¾	22½	39¾	130	16 x 22	5	2NJZ2
2-Sides Open	36¼	22¼	39¾	120	16 x 22	5	2NJZ3
Tray and Glass							
2-Sides Open	19¾	23¾	36½	150	14 x 18, 15 x 20	4	2NJZ6
4-Sides Enclosed	19¾	23¾	36½	150	14 x 18, 15 x 20	4	2NJZ9
Cantilever Dispensers							
Single Platform	31½	23½	36½		20 x 20	4	2NKA3



CAMBRO

Adjustable Polyethylene Dish Caddy

• 5 swivel casters with brake

Vinyl-covered caddy has easy-to-adjust towers to hold different combinations of various sized dinnerware.

Overall H (in.)	Overall W (in.)	Overall L (in.)	Item No.
31 $\frac{7}{8}$	28 $\frac{5}{8}$	37 $\frac{7}{8}$	4UJH8



No. 5EMN3

CRES COR.

Adjustable Aluminum Dish Caddies

• 5" swivel casters, 2 with brake

Caddies hold most popular sizes of dishware. Protective plastic coating at points of contact with dishware. No. 5EMN3 includes 12 adjustable hex rods. No. 5EMN4 includes 2 adjustable adapters.

Overall H (in.)	Overall W (in.)	Overall L (in.)	Item No.
32	27 $\frac{1}{8}$	27 $\frac{1}{8}$	5EMN3
32	23	23	5EMN4



No. 44F680



No. 19H524

CRESTWARE

Cutlery Holders

No. 44F680 is plastic, No. 19H524 is stainless steel.

Description	W	H	Item No.
Flatware Box, 4 Compartment	11 $\frac{1}{4}$ "	3 $\frac{3}{4}$ "	44F680
Flatware Dispenser, 6 Hole	15"	8"	19H524

No. H6052
Brown



CRESTWARE

Bus Tubs

Polypropylene bins are NSF approved.

Item	► CHOOSE: Color	H	L	W	Item No.
Bus Tub	Black, Brown, Gray, White	5"	22 $\frac{1}{2}$ "	15 $\frac{3}{4}$ "	H6051
Bus Tub	Black, Brown, Gray, White	7"	22 $\frac{1}{2}$ "	15 $\frac{3}{4}$ "	H6052
Bus Tub Lid	Black, Brown, Gray, White	1"	22 $\frac{1}{2}$ "	15 $\frac{3}{4}$ "	H6053



No. 4NCZ5



No. 4NCZ6

VOLLRATH

Flatware Cylinders

• NSF Certified, except for No. 4NCZ6

Dishwasher-safe cylinders can be used with most flatware washing systems.

Description	Overall H (in.)	Item No.
White Nylon Flatware Cylinder	5 $\frac{5}{8}$ "	4NCZ5
Stainless Steel Flatware Cylinder	5 $\frac{5}{8}$ "	4NCZ6
Black Plastic Flatware Cylinder	5 $\frac{5}{8}$ "	4NCZ3
White Plastic Flatware Cylinder	5 $\frac{5}{8}$ "	4NCZ4



Dishwasher Racks and Accessories

• NSF Certified

Peg and Base Racks—Peg Racks hold plates and trays upright for cleaning. Plate lock feature holds plates in place to help reduce chipping and breakage. Base Rack No. 4UJK6 is for washing, storing, and transporting glassware and dinnerware.


Cup and Glass Racks—Cup racks hold most standard-size cups and have separate compartments to help prevent chipping and breakage.

Dishwasher Flatware Racks—Full-Size Racks have a tight-lattice bottom grid to keep flatware from falling through. Gray, except Nos. 4NCY7 and 4NCY6 are light green.

Dishwasher Rack Accessories—No. 4UJK9 has four 3½"-dia. swivel casters and 350-lb. capacity.



No. 4NCZ2



No. 4UJK2




No. 4UJK7



No. 4UJK9

No. of Compartment	Overall H (in.)	Max. Glass Dia. (in.)	Max. Glass Height (in.)	Brand	Item No.	Pkg. Qty.
Cup Rack						
20	5½	4⅞	4⅞	Vollrath	4NCZ2	1
Closed Glass Rack System						
16	8⅞	4⅞	6⅞	Cambro	4UJH9	3
16	10½	4⅞	8½	Cambro	4UJJ2	2
25	5⅞	3½	3⅞	Cambro	4UJJ3	5
25	7¼	3⅞	6⅞	Cambro	4UJJ5	4
25	8⅞	3⅞	7¼	Cambro	4UJJ7	3
25	10½	3⅞	8½	Cambro	4UJJ8	2
16	8⅞	4⅞	7¼	Cambro	4UJJ1	3
25	7¼	3⅞	5¼	Cambro	4UJJ4	4
25	8⅞	3⅞	6⅞	Cambro	4UJJ6	3
Closed Cup Rack System						
16	7¼	4⅞	4¼	Cambro	4UJK4	5
20	5⅞	3½	4¼	Cambro	4UJK5	5

Description	Inside Rack Height (in.)	Outside Rack Height (in.)	Peg Height (in.)	Brand	Item No.	Pkg. Qty.
Peg Racks						
19¼" x 19¼" Peg Rack, Full Size	3¼	4	4	Cambro	4UJJ9	6
19¼" x 19¼" Peg Rack, Full Size	3¼	4	4	Cambro	4UJK1	6
19¼" x 19¼" Peg Rack, Full Size	2¼	3¼	2⅞	Vollrath	4NCY8	1
19¼" x 19¼" Open End Rack, Full Size	3¼	4	4	Cambro	4UJK2	6
Base Rack						
19¼" x 19¼" Base Rack	3¼	4	—	Cambro	4UJK6	6
Flatware Racks						
Flatware Rack, Full Size	2⅞	4	—	Cambro	4UJK7	6
Flatware Rack, Full Size	2⅞	4⅞	—	Vollrath	4NCY9	1
8 Comp. Flatware Rack w/ Handle, Half Size	4¼	7¼	—	Cambro	4UJK8	6
8 Comp. Flatware Rack w/ Handle, Half Size	4¼	—	—	Vollrath	4NCY7	1
8 Comp. Flatware Rack w/out Handle, Half Size	4¼	—	—	Vollrath	4NCY6	1
Description	Overall L (in.)	Overall W (in.)	Overall H (in.)	Brand	Item No.	Pkg. Qty.
Dishwasher Rack Accessories						
Rack Cover	19⅞	19⅞	1⅞	Cambro	4UJK3	1
Dish Rack Dolly	21⅞	21⅞	8	Cambro	4UJK9	1



No. 40XA96



Drying and Storage racks

Racks help keep your trayline and dishwashing area organized and operating efficiently. Stainless steel cradles are removable for easy dishwasher cleaning. Locking casters allow for safe and easy staging.

Description	H	W	D	Shelf Width	Item No.
For 9" Domes & Underliners					
Holds 50 Domes or 100 Bases/Underliners	73"	19½"	20¼"	19½"	40XA98
Holds 80 Domes or 160 Bases/Underliners	73"	40"	20¼"	40"	40XC30
10-Dome/Underliner Cradle Insert	10½"	18"	17½"	18"	40XA96
For Induction Bases					
Holds 90 Induction Bases	78"	20½"	22"	20½"	40XA88



No. 40XA98



No. 40XA88

UltraQuiet™ III, Black
No. 31EU88



UltraQuiet Plus, White
No. 31EU90



SilentDesign, Stainless Steel
No. 31EU95



FRIGIDAIRE
Under Counter
Dishwashers

• **Energy Star Rated**

UltraQuiet Plus—OrbitClean® spray arms provide an excellent clean with 4 times better water coverage than traditional spray arms. DishSense™ technology automatically adjusts the cycle times based on how much cleaning the dishes require. Large-capacity unit fits up to 14 place settings, and upper rack adjusts to fit tall or odd-shaped items. It also features multiple cycle options, including a quick wash and rinse-only cycle.

UltraQuiet™ III—Multiple cycle options include a gentle setting for cleaning fine china and crystal and an energy efficient no-heat dry option. Set your dishwasher to start at a specific time with the delay start feature and adjust washing pressure with AquaSurge™ technology. Large, multicompartment silverware basket has room for over 180 items.

SilentDesign—Extremely adaptable delay start feature can be programmed in 1- to 24-hr. options. Large capacity unit has adjustable racks and large silverware basket for versatile loading options. DishSense™ technology automatically adjusts the cycle times based on how much cleaning the dishes require. You can also choose the 30-min. quick-wash cycle.

Description	D	ADA Compliant	Number of Wash Cycles	Max. Height	Amps	Mfr. Model	WHITE Item No.	BLACK Item No.	STAINLESS STEEL Item No.
UltraQuiet Plus									
Gallery 24", Polymer Tub	25"	No	7	35¼"	10	FGID2466	31EU90	31EU91	31EU92
UltraQuiet™ III									
18", Stainless Steel Tub	23"	Yes	6	35¼"	8.5	FFBD1821	31EU99	31EV02	31EV01
24", Polymer Tub	25"	No	5	35¼"	10	FFBD2411	31EU87	31EU88	31EU89
24", Stainless Steel Tub	23"	Yes	5	35"	10	FDB2410	31EU97	31EU98	31EU96
SilentDesign									
Gallery 24", Stainless Steel Tub	24½"	No	7	35¼"	15	FGID2474	31EU93	31EU94	31EU95

All The Commercial Food Service OEM Parts You Need.



We carry parts for these categories:

- Blenders**
- Microwaves**
- Broilers**
- Ovens**
- Cabinets & Ovens**
- Ranges**
- Combi Ovens**
- Refrigeration**
- Counter Top Equipment**
- Slicers**
- Food Preparation**
- Toasters**
- Fryers**
- Ventilation**
- Ice Machines**
- Warewashing**



For more information, call **1-800-GRAINGER**, click on **grainger.com/hospitality** or stop by your local branch.



No. 14U197



No. 14U198




No. 14U202



No. 14U212



No. 14U216



No. 14U220



Dishwashers

Commercial Undercounter—Energy-efficient, automatic, hot water sanitizing dishwasher has a timed wash and rinse cycle with 7 bayonet-style wash arms with 42 fixed wash jets. Includes built-in detergent and rinse-aid pumps, food soil strainer system, and 2 plastic 20" x 20" racks.

Commercial Glassware—Automatic, chemical sanitizing glass washer has time wash and rinse cycle with EZ-Clean™ wash and rinse arms. Features 11" wash clearance, door safety switch, and adjustable bullet feet.

Commercial Door-Type—Automatic-door, single-tank dishwasher has timed wash and rinse cycles and a selectable 2-min. extended wash cycle. Feature easy-to-clean front-mounted wash tank, door safety switch, and easy-glide doors. Cleans up to 1625 dishes per hr.

Commercial Conveyor—Automatic, rack-type dishwashers have recirculating wash and fresh water final rinse cycles. All, except No. 14U212, include a prewash cycle. Nos. 14U212, 14U216, and 14U217 are single-tank models featuring telescoping insulated doors and can clean 5825 dishes per hr. Nos. 14U220 and 14U221 are double-tank models with inspection doors and low-water protection, and can clean up 6925 dishes per hr.

Includes	Racks per Hour	Water Used	Direction	H	W	D	Item No.
Commercial Undercounter Dishwasher							
Built-In Booster	30	.79 gal.	—	31 $\frac{7}{8}$ "	23"	25"	14U197
Commercial Glassware Dishwasher							
Chemical Pumps	40	1.4 gal.	—	37 $\frac{3}{4}$ ft.	24"	24"	14U198
Commercial Door-Type							
Built-In Booster	65	.72 gal.	—	70"	24"	30 $\frac{1}{8}$ "	14U199
Built-In Booster	65	.72 gal.	—	81"	24"	30 $\frac{1}{8}$ "	14U202
Commercial Conveyor Dishwasher							
Built-In Booster	233	.63 gal.	R-L	67 $\frac{3}{8}$ "	44"	31 $\frac{1}{4}$ "	14U212
Built-In Booster	233	.63 gal.	R-L	67 $\frac{3}{8}$ "	66"	31 $\frac{1}{4}$ "	14U216
Built-In Booster	233	.63 gal.	L-R	67 $\frac{3}{8}$ "	66"	31 $\frac{1}{4}$ "	14U217
Power Rinse	277	.52 gal.	R-L	67 $\frac{3}{8}$ "	86"	31 $\frac{1}{4}$ "	14U220
Power Rinse	277	.52 gal.	L-R	67 $\frac{3}{8}$ "	86"	31 $\frac{1}{4}$ "	14U221



No. 11U306



Institutional Stainless Steel Scullery Sinks

• **NSF Listed**

304 stainless steel. Faucets not included.

Advance Tabco—TIG welded construction. 1½" dia. stainless steel legs with 1" adjustable stainless steel feet. Satin finish. Sinks have bowl with ¼" covered corner and a rolled rim edge for strength. Drains and basket strainers not included.

Elkay—Backsplash with 45° sloped top and 1½"W inward sloping top channel rims. Exposed surfaces have a satin finish; seamless drawn 3½" radius coved corners. Include stainless steel legs with cross braces and adjustable feet.


Bowl	Bowl Size	Back Splash	Brand	Overall Height	Overall Width	NO DRAINBOARDS		WITH DUAL DRAINBOARDS	
						Overall Length	Item No.	Overall Length	Item No.
304 SS, 16 Ga., Fabricated Bowls. 18" Bowls have 18" Drainboards; 24" Bowls have 24" Drainboards									
Single	18" x 18" x 14"	Yes	Advance Tabco	43"	24"	23"	11U359	54"	11U362
Single	24" x 24" x 14"	Yes	Advance Tabco	43"	30"	29"	11U363	72"	11U366
Double	18" x 18" x 14"	Yes	Advance Tabco	43"	24"	41"	11U367	72"	11U370
Double	24" x 24" x 14"	Yes	Advance Tabco	43"	30"	53"	11U371	96"	11U374
Triple	16" x 20" x 14"	Yes	Advance Tabco	43"	26"	—	—	84"	11U375
Triple	18" x 18" x 14"	Yes	Advance Tabco	43"	24"	59"	11U376	90"	11U379
304 SS, 16 Ga., Deep Drawn Bowls. Drainboards are 18"									
Single	18" x 24" x 12¾"	Yes	Elkay	42¼"	29¾"	27"	11U296	57"	11U297
Single	24" x 24" x 12¾"	Yes	Elkay	42¼"	29¾"	33"	11U298	63"	11U299
Double	18" x 24" x 12¾"	Yes	Elkay	42¼"	29¾"	47¼"	11U301	77¼"	11U302
Double	24" x 24" x 12¾"	Yes	Elkay	42¼"	29¾"	59¼"	11U303	89¼"	11U304
Triple	18" x 24" x 12¾"	Yes	Elkay	42¼"	29¾"	67½"	11U305	97½"	11U306
Triple	24" x 24" x 12¾"	Yes	Elkay	42¼"	29¾"	85½"	11U307	115½"	11U308



No. 11U397



No. 4AVG6



Stainless Steel Handwashing Sinks

• **NSF Listed**

All-welded, heavy-gauge sinks have deep-drawn bowls.

Description	Drain Opening	Overall Dim.			Bowl Size	Back Splash	Brand	Mfr. Model	Item No.
		L	W	H					
Hand Sink w/Lever Handle Faucet	3½"	17¼"	15¼"	13"	10" x 14" x 5"	Yes	Advance Tabco	7-PS-60	11U397
Hand Sink w/Lever Handle Faucet	1½"	18⅞"	14¾"	14¼"	13½" x 9¾" x 6¾"	Yes	Eagle Group	HSA-10-F-IF1	4NNH2
Hand Sink w/Dual Splash Guards, Lever Handle Faucet	3½"	17¼"	15¼"	13"	10" x 14" x 5"	Yes	Advance Tabco	7-PS-66	11U398
Hand Sink w/Dual Splash Guards, Lever Handle Faucet	1½"	18⅞"	14¾"	16"	13½" x 9¾" x 6¾"	Yes	Eagle Group	HSA-10-F-IF1-LRS	4AVG6
Hand Sink w/Wristblade Handle Faucet	1½"	18⅞"	14¾"	14¼"	13½" x 9¾" x 6¾"	Yes	Eagle Group	HSA-10-FW	4AVG8



No. 5WMX7



Prerinse Assemblies

- **Max. pressure: 125 psi**
- **Max. temp.: 140°F**
- **Lever handles**

Spring-action gooseneck swivels a full 360° to keep stainless steel hose out of the way. Interchangeable Eterna cartridges. Include spring checks and wall bracket—no need for additional checks.

Description	Connection	Mounting Centers	Flow Rate	Riser	Hose Length	Mfr. Model	Item No.
Deck-Mount							
Prerinse Unit w/Faucet	½" NPSM	Single Hole	1.42 gpm	24"	44"	B-0113-B	5WMX7
Prerinse Unit w/out Faucet	¾" NPT	—	1.42 gpm	24"	44"	B-2250-B	5WYM1
Accessories/Replacement Parts							
Spray Valve, ¾"-14 Inlet; 1.42 gpm						B-0107	5WYM4
Spray Valve Repair Kit						B-10K	5WMX1
Spray Valve Bumper						007861-45	4KRA6

CAMBRO

Polyethylene Transport and Delivery Carts and Carrier

- Shipped assembled
- Accommodates 18" x 26" tray size (trays not included)
- 6" casters

Carts—Feature foam insulation, door gaskets, hinges, and latches. Hold hot or cold foods. Molded-in handle on back. Nos. 2MGG8 and 2MGG9 include hardware security package. Nos. 2MGH2, 2MGH3, and 2MGH4 have a removable cutting board top.

Carrier—Stackable and has 2 top-carrying handles.



No. of Compartment	Overall L (in.)	Overall W (in.)	Overall H (in.)	Tray Cap.	Ledge Spacing (in.)	Color	For Use With	Item No.
Food Delivery Carts								
1	32	21½	37½	7	3	Brown	Food Delivery Cart for use with Trays & Sheet Pans	2MGH3
1	32	21½	37½	13	1¾	Gray		2MGH2
1	32	21½	37½	13	1¾	Gray	Food Delivery Cart for use with Food Storage Boxes	2MGH4
2	33¼	21½	63¾	24	1½⅙	Brown	Food Delivery Cart for use with Trays & Sheet Pans	2MGG6
2	33¼	21½	63¾	24	1½⅙	Brown		2MGG8
2	33¼	21½	63¾	26	1¾	Gray	Food Delivery Cart for use with Food Storage Boxes	2MGG7
2	33¼	21½	63¾	26	1¾	Gray		2MGG9
Insulated Transport Cart								
7	32	21½	37½	7	3	Coffee Beige	Insulated Transport Cart for use with Trays & Sheet Pans	4UJN7
Food Delivery Carrier								
1	29¼	21½	22½	6	2½	Brown	Food Delivery Carrier for use with Trays & Sheet Pans	2MGH1

CAMBRO

Insulated Delivery Cart and Carriers

Cart—Double compartment, high-capacity cart to hold and transport hot or cold food. Feature full-swing doors, molded-in handles, and bumpers.

Carriers—Top-loading with molded-in handles and interlocks for stacking. Hold multiple pans.

Item No.	Starting Temp. HOT/COLD	1 hr. HOT/ COLD	2 hr. HOT/ COLD	3 hr. HOT/ COLD	4 hr. HOT/ COLD
4UJN5	187/33.6°F	181.5/34.4°F	177.5/35.4°F	174/36.2°F	170/37°F
4UJN2 and 74UJN4	190/32.6°F	186/33.4°F	184/33.7°F	181/34.2°F	179/34.5°F

Description	No. of Compartment	External Dim. W x D x H	Compartment Dim. W x D x H	Item No.
Insulated Transport Cart				
Granite Gray	2	28½ x 32¼ x 53¼"	21 x 26⅞ x 21"	4UJN4
Pan Carriers				
Black	1	16½ x 24 x 23⅝"	13¼ x 21 x 14"	4UJL9
Speckled Gray	1	26¼ x 18 x 25"	21 x 13⅞ x 19⅞"	4UJN2
Food and Beverage Dolly				
Dolly for use with No. 4UJL9	—	19⅞ x 25⅞ x 10⅞"	—	4UJN1
Dolly for use with No. 4UJN2	—	27⅞ x 20¾ x 9"	—	4UJN3



Hard-Cased Insulated Food Carriers

- NSF Certified

Compartment Dim. W x D x H	BLACK Item No.	PLATINUM Item No.	Compartment Dim. W x D x H	BLACK Item No.	PLATINUM Item No.
Single Pan					
12¾ x 20¾ x 6½"	4PLX8	4PLX9	12¾ x 20¾ x 26½"	4PLY3	4PLY4
Four Pan					
12¾ x 20¾ x 12½"	4PLY1	4PLY2	12¾ x 20¾ x 26½"	4PLY5	4PLY6





No. 40XA91



No. 40XC16



No. 40XA92



TQ Quiet Carts

• Fit tray sizes: 12" x 19", 12" x 20", 12" x 22", 14" x 18", 13" x 21", 15 x 20"

Constructed to operate very quietly with significantly reduced noise levels so as not to disturb patients. 250-lb. capacity. All have four 6" casters (2 rigid, 2 swivel), except three-bay carts which have six 6" casters (2 rigid, 4 swivel).

Features	Description	Overall L	Overall W	Overall H	Item No.	
Enclosed Carts						
Single-Door	6-Tray Cart	25 ⁴ / ₆₄ "	27 ¹⁹ / ₃₂ "	45 ¹ / ₁₆ "	40XC24	
	8-Tray Cart	25 ⁴ / ₆₄ "	27 ¹⁹ / ₃₂ "	55 ¹⁹ / ₁₆ "	40XC12	
	10-Tray Cart	31 ⁴ / ₆₄ "	36 ⁷ / ₃₂ "	39 ⁵ / ₁₆ "	40XA94	
	12-Tray Cart	31 ⁴ / ₆₄ "	36 ⁷ / ₃₂ "	50 ³⁵ / ₆₄ "	40XC02	
	14-Tray Cart	31 ⁴ / ₆₄ "	36 ⁷ / ₃₂ "	50 ³⁵ / ₆₄ "	40XC20	
	16-Tray Cart	31 ⁴ / ₆₄ "	36 ⁷ / ₃₂ "	55 ² / ₁₆ "	40XA91	
	18-Tray Cart	31 ⁴ / ₆₄ "	36 ⁷ / ₃₂ "	66 ⁵ / ₁₆ "	40XC11	
	20-Tray Cart	31 ⁴ / ₆₄ "	36 ⁷ / ₃₂ "	66 ⁵ / ₁₆ "	40XC23	
	Two-Door	10-Tray Cart	44 ⁹ / ₆₄ "	27 ¹⁹ / ₃₂ "	45 ¹ / ₁₆ "	40XA97
		12-Tray Cart	44 ⁹ / ₆₄ "	27 ¹⁹ / ₃₂ "	45 ¹ / ₁₆ "	40XA90
14-Tray Cart		44 ⁹ / ₆₄ "	27 ¹⁹ / ₃₂ "	55 ¹³ / ₁₆ "	40XC27	
16-Tray Cart		44 ⁹ / ₆₄ "	27 ¹⁹ / ₃₂ "	55 ¹³ / ₁₆ "	40XC03	
18-Tray Cart		44 ⁹ / ₆₄ "	27 ¹⁹ / ₃₂ "	66 ⁵ / ₁₆ "	40XC25	
20-Tray Cart		44 ⁹ / ₆₄ "	27 ¹⁹ / ₃₂ "	66 ⁵ / ₁₆ "	40XC16	
20-Tray Cart		56 ⁶ / ₆₄ "	36 ¹⁷ / ₆₄ "	39 ⁵ / ₁₆ "	40XA92	
24-Tray Cart		56 ⁶ / ₆₄ "	36 ¹⁷ / ₆₄ "	50 ³⁵ / ₆₄ "	40XC34	
Three-Bay Carts						
Two-Door		21-Tray Cart	62 ²⁷ / ₃₂ "	27 ¹⁹ / ₃₂ "	55 ¹³ / ₁₆ "	40XA89
	24-Tray Cart	62 ²⁷ / ₃₂ "	27 ¹⁹ / ₃₂ "	55 ¹³ / ₁₆ "	40XC22	
	27-Tray Cart	62 ²⁷ / ₃₂ "	27 ¹⁹ / ₃₂ "	66 ⁵ / ₁₆ "	40XC19	
Pass-Thru Carts						
Single-Door	10-Tray Cart	31 ⁴ / ₆₄ "	36 ⁷ / ₃₂ "	39 ⁵ / ₁₆ "	40XC07	
	12-Tray Cart	31 ⁴ / ₆₄ "	36 ⁷ / ₃₂ "	50 ³⁵ / ₆₄ "	40XC05	
	14-Tray Cart	31 ⁴ / ₆₄ "	36 ⁷ / ₃₂ "	50 ³⁵ / ₆₄ "	40XC14	
	16-Tray Cart	31 ⁴ / ₆₄ "	36 ⁷ / ₃₂ "	55 ² / ₁₆ "	40XC13	
	18-Tray Cart	31 ⁴ / ₆₄ "	36 ⁷ / ₃₂ "	66 ⁵ / ₁₆ "	40XC26	
	20-Tray Cart	31 ⁴ / ₆₄ "	36 ⁷ / ₃₂ "	66 ⁵ / ₁₆ "	40XC32	
Two-Door	20-Tray Cart	56 ⁶ / ₆₄ "	36 ¹⁷ / ₆₄ "	39 ⁵ / ₁₆ "	40XC28	
	24-Tray Cart	56 ⁶ / ₆₄ "	36 ¹⁷ / ₆₄ "	50 ³⁵ / ₆₄ "	40XC10	



No. 40XC33



No. 40XC29



Tray Dispensers

Convenient dispensers feature a self-leveling mechanism and locking swivel casters for smooth operation. Enclosed units provide a clean, uncluttered appearance in your kitchen or cafeteria.

Description	Overall L	Overall W	Overall H	Tray Size	Item No.
100 Tray, Single Stack, Open	22 ³ / ₄ "	29 ¹ / ₂ "	37 ³ / ₄ "	15" x 20"	40XC33
100 Tray, Single Stack, Open	22 ³ / ₄ "	29 ¹ / ₂ "	37 ³ / ₄ "	14" x 18"	40XC18
150 Tray, Single Stack, Enclosed	23 ¹ / ₂ "	19 ⁵ / ₈ "	36 ²⁵ / ₆₄ "	15" x 20"	40XC17
150 Tray, Single Stack, Enclosed	23 ¹ / ₂ "	19 ⁵ / ₈ "	36 ²⁵ / ₆₄ "	4" x 18"	40XA99
300 Tray, Single Stack, Enclosed	23 ¹ / ₂ "	40"	36 ²⁵ / ₆₄ "	12" x 19", 12" x 20", 12" x 22", 14" x 18", 13" x 21"	40XC29
300 Tray, Double Stack, Enclosed	23 ¹ / ₂ "	40"	36 ²⁵ / ₆₄ "	21", 15" x 20"	40XA87



No. 4UJN5



No. 4UJN6

CAMBRO

Insulated Heated Cart and Carrier

• **Black color**

Plugged-in unit holds temperature between 150° to 160°F. Recovery time is 3 min. after unit is preheated for 45 min.

Item No.	Starting Temp.	Hot Holding When Unplugged			
		1 hr.	2 hrs.	3 hrs.	4 hrs.
4UJN5	190°F	181°F	179°F	176°F	174°F
4UJN6	190°F	183°F	181°F	178°F	176°F

No. of Compart.	External Dim. W x D x H	Compartment Dim. W x D x H	Item No.
Heated Pan Carrier			
1	18½ x 26¾ x 24¾"	13½ x 21 x 19½"	4UJN5
Heated Transport Cart			
2	20½ x 27½ x 54"	13 x 21½ x 19½"	4UJN6



Soft-Side Insulated Food Carriers

Insulated Carriers—4 layers of insulation allows stacking. Aluminum runners for pan support on end load. Dishwasher safe.

Insulated Delivery Bags—2" of polyester insulation maintains temperature. Include hanging loop and labeling windows.



No. 4UFW3



No. 4UFX2

Description	Compartment Dim. W x D x H	Holding Cap.	Item No.
Insulated Carriers			
Side Load	15¼ x 24½ x 13½"	Full Pans	4UFW3
Side Load	15¼ x 20 x 17"	Full Pans	4UFW4
Side Load	19 x 24½ x 26½"	Full Pans	4UFW5
Top Load	14¼ x 16½ x 12½"	Half Pans	4UFW6
Top Load	15¼ x 24½ x 14½"	Full Pans	4UFW7
Insulated Delivery Bags			
Pizza Bag	16 x 16 x 3"	Four-12" or Three-14" Pizzas	4UFX2
Pizza Bag	17¾ x 19½ x 5¾"	Four-16" or Three-18" Pizzas	4UFX3
Pizza Bag	15 x 15 x 11"	Six-12" to 16" Pizzas	4UFX4
Pizza Bag	17¾ x 17¾ x 11"	Six-16" to 18" Pizzas	4UFX5
Sub Sandwich Bag	10 x 13 x 13"	Fifteen-12" Subs	4UFX6
Accessories			
Dolly with Retention Strap	16¾ x 25½ x 17"	-	4UFW8



No. 2NKJ1



No. 2NKJ4



No. 4UJN9



No. 4UJP3

LAKESIDE CAMBRO

Meal Delivery Carts

- Door folds out 270°
- NSF Listed
- Corner bumpers
- See Grainger.com® for more delivery carts

External Dim. W x D x H	Tray Size (in.)	Trays Per Cart/ Per Compartment	Trays per Rail/ Rail Spacing	Color	Caster Type	Brand	Item No.
Stainless Steel Top with Walnut Vinyl Exterior with 1 Compartment							
17¼ x 25½ x 46¾"	14 x 18, 15 x 20, 16 x 22	6/1	1/ 6"	Walnut	4 Swivel	Lakeside	2NKJ1
Stainless Steel with 1 Compartment							
17¼ x 25¼ x 46¾"	14 x 18, 15 x 20, 16 x 22	6/1	1/ 6"	Silver	4 Swivel	Lakeside	2NKH8
Aluminum with 1 Compartment							
24¾ x 32¾ x 60½"	14 x 18	20/1	1/ 5"	Silver	2 Swivel, 2 Rigid	Lakeside	2NKJ4
Polyethylene with 2 Compartments							
55½ x 38 x 43¼"	15 x 20	20/10	2/ 5½"	Blue	2 Swivel (With Brake), 2 Rigid	Cambro	4UJN8
55½ x 38 x 43¼"	15 x 20	20/10	2/ 5½"	Granite Gray	2 Swivel (With Brake), 2 Rigid	Cambro	4UJN9
48½ x 32½ x 44"	14 x 18	20/10	2/ 5½"	Blue	2 Swivel (With Brake), 2 Rigid	Cambro	4UJP1
48½ x 32½ x 44"	14 x 18	20/10	2/ 5½"	Granite Gray	2 Swivel (With Brake), 2 Rigid	Cambro	4UJP2
30¾ x 39½ x 58½"	15 x 20	16 / 8	2/ 5¼"	Granite Gray	2 Swivel (With Brake), 2 Rigid	Cambro	4UJP3
28 x 36½ x 58½"	14 x 18	16 / 8	2/ 5¼"	Granite Gray	2 Swivel (With Brake), 2 Rigid	Cambro	4UJP4

No. 4PLU7



Plastic Food Transport Racks

- 5" nonmarking swivel casters (2 locking)
- Shipped unassembled



Prep Carts— For food boxes and full size sheet pans. Holding capacity 175 lb. Feature cutting board and corner bumpers.

- Meet USDA standards and NSF Certified

End Load—Feature locking bar. Reduce spilling and tip-overs. Hold 18" x 26" sheet pans. Holding capacity 300 lb.

Insulated Vinyl Cover—For Nos. 4PLV2, 4PLV4 and 4PLV6.

D	W	H	No. of Slots	Color	Item No.
Prep Cart Rack					
23¾"	18⅝"	36¼"	8	Black	4PLU5
23¾"	18⅝"	36¼"	8	Off White	4PLU6
31¾"	23¾"	36¼"	8	Black	4PLU7
31¾"	23¾"	36¼"	8	Off White	4PLU8
End-Load Rack					
23¾"	18⅝"	67⅞"	18	Black	4PLU9
23¾"	18⅝"	67⅞"	18	Off White	4PLV1
28¾"	23¾"	67⅞"	18	Black	4PLV4
28¾"	23¾"	67⅞"	18	Off White	4PLV2
Food Transport Rack					
26⅝"	28¾"	67⅞"	18	Black	4PLV3
26⅝"	28¾"	67⅞"	18	Off White	4PLV5
Standard Base Rack					
23	28	69⅝"	26	Black	4PLV6
Insulated Vinyl Pan Rack Cover					
29½"	23½"	70½"	—	Clear	4PLV8

No. 2NKJ2



Transport and Delivery Carts

- Doors open 270°
- Corner bumpers
- NSF Listed
- Nonmarking, all swivel casters

No. 2NKJ2 has ladder-style ledges. No. 2NKJ3 is welded construction and corrosion-resistant.

Overall L (in.)	Overall W (in.)	Overall H (in.)	Tray Cap.	Tray Size (in.)	Ledge Spacing (in.)	Caster Size (in.)	Item No.
Stainless Steel							
34	25½"	69	19	18 x 26	3	6	2NKJ2
Aluminum							
27½"	20⅞"	68	40, 80	18 x 26, 18 x 13	1½	5	2NKJ3

No. 2NKG9



No. 2NKF1



Stainless Steel Tray Delivery Carts

- Doors open 270°
- NSF Listed
- See Grainger.com® for more delivery carts

Compact—Stainless steel stem casters. Walnut exterior models are stainless steel with a walnut vinyl exterior.

Elite—Removable, ladder-style ledge panels with vented side and corner bumpers. 2 swivel, and 2 rigid casters.

Premier—Removable ledge panels with corner bumpers. 2 swivel, and 2 rigid casters. No. 2NKF1 has all-swivel casters, recessed handles and floor drain.

Overall L (in.)	Overall W (in.)	Overall H (in.)	No. of Compart.	Tray Cap.	Tray Size (in.)	Ledge Spacing (in.)	Caster Size (in.)	Item No.
Compact with Walnut Exterior								
Single Door								
31¼"	21⅝"	70¼"	1	20	14 x 18	6	5	2NKG7
2-Door Pass-Through								
33¼"	23¾"	58¼"	1	16	15 x 20	6	5	2NKG8
Compact								
Single Door								
31¼"	21⅝"	58¼"	1	16	14 x 18	6	5	2NKG9
33¼"	23¾"	58¼"	1	16	15 x 20	6	5	2NKH4
2-Door Pass-Through								
31¼"	21⅝"	58¼"	1	16	14 x 18	6	5	2NKH1
33¼"	23¾"	58¼"	1	16	15 x 20	6	5	2NKH5
Elite								
36¾"	33	58¾"	1	18	14 x 18, 15 x 20	5¼	6	2NKG1
34½"	55¾"	42	2	24	14 x 18, 15 x 20	5¼	6	2NKG3
34½"	55¾"	52½"	2	32	14 x 18, 15 x 20	5¼	6	2NKG5
Premier								
23¾"	32¾"	60¾"	1	10	14 x 18, 15 x 20	5	6	2NKF1
26⅝"	35¾"	61	1	20	14 x 18, 15 x 20	5	6	2NKF6
34½"	51⅞"	46	2	28	14 x 18, 15 x 20	5	8	2NKF8



Aluminum Food Service Racks

- Four 5" swivel casters
- NSF Certified

Sturdy racks can accommodate various types and sizes of pans and trays. Half- and full-bun racks hold 13" x 18", 14" x 18", and 18" x 26" pans.

Description	Tray Cap.	D	W	H	Load Cap.	Item No.
End Loading						
1/2-Size Bun Pan Rack, SS Top	6	26	20 3/8"	38"	500 lb	6THX3
1/2-Size Bun Pan Rack	6	26	20 3/8"	38"	500 lb	6THX4
1/2-Size Bun Pan Rack, SS Top	10	26	20 3/8"	38"	500 lb	6THX4
1/2-Size Bun Pan Rack	10	26	20 3/8"	38"	500 lb	6THX1
1/2-Size Bun Pan Rack, Poly Top	10	26	20 3/8"	38"	500 lb	6THX2
	10	26	20 3/8"	69 3/4"	700 lb	6THY0
	12	26	20 3/8"	69 3/4"	700 lb	6THX9
	15	26	20 3/8"	69 3/4"	700 lb	6THX8
Full-Size Bun Pan Rack	20	26	20 3/8"	69 3/4"	700 lb	6THX7
	30	26	20 3/8"	69 3/4"	700 lb	6THX6
	38	26	20 11/16"	69 3/4"	700 lb	6THX5
Tray Rack	12	21	17 7/8"	69"	500 lb	6THZ7
	8	26	21	70 1/4"	700 lb	6THZ8
Poly Box Storage Rack	12	26	21	71 3/4"	700 lb	6TJA0
	16	26	21	70 3/4"	700 lb	6THZ9
Steam Table Pan Rack	20	22 3/8"	16 1/4"	69"	500 lb	6TJA1
Side Loading						
	10	19	28 3/8"	69 3/4"	700 lb	6THY6
	12	19	28 3/8"	69 3/4"	700 lb	6THY5
	15	19	28 3/8"	69 3/4"	700 lb	6THY4
Full-Size Bun Pan Rack	20	19	28 3/8"	69 3/4"	700 lb	6THY3
	30	19	28 3/8"	69 3/4"	700 lb	6THY2
	38	19	28 3/8"	69 3/4"	700 lb	6THY1
Tray Rack	24	30 1/2"	23 1/8"	69"	500 lb	6THZ6
Steam Table Pan Rack	24	27	23 7/8"	69 3/4"	700 lb	6TJA2
Knock-Down						
	12	26	20 3/8"	69"	500 lb	6THY9
Full-Size Bun Pan Rack	20	26	20 3/8"	69"	500 lb	6THY8
	30	26	20 3/8"	69"	500 lb	6THY7

No. 6THX0



No. 6TJC9



Description	Tray Cap.	D	W	H	Load Cap.	Item No.
Welded						
	12	26	20 3/8"	69"	500 lb	6THZ2
Full-Size Bun Pan Rack	20	26	20 3/8"	69"	500 lb	6THZ1
	30	26	20 3/8"	69"	500 lb	6THZ0
Oval Tray Rack						
	9	27 1/2"	24 3/4"	63 3/4"	700 lb	6THZ4
Banquet Rack	10	27 1/2"	24 3/4"	69 3/4"	700 lb	6THZ3
	10	30	26 3/8"	69 3/4"	700 lb	6THZ5
Z-Type Nesting						
	20	26	20 1/2"	69 3/4"	700 lb	6TJA4
Pan Rack	30	26	20 1/2"	69 3/4"	700 lb	6TJA5
Roll-In						
	12	25 1/4"	24 1/2"	64 1/2"	700 lb	6TJA8
Angle Rack	18	25 1/4"	24 1/2"	64 1/2"	700 lb	6TJA9
Heavy-Duty						
	12	26	21 1/2"	73"	1000 lb	6TJC3
Bun Pan Rack	15	26	21 1/2"	73"	1000 lb	6TJC2
	20	26	21 1/2"	73"	1000 lb	6TJC1
	30	26	21 1/2"	73"	1000 lb	6TJC0
Wide Angle						
	12	26	21 1/2"	73"	1000 lb	6TJC5
Pan Rack	20	26	21 1/2"	73"	1000 lb	6TJC4
Enclosed						
Full-Size Pan Rack	40	27 3/8"	20 3/8"	68"	700 lb	6TJC9

No. 2XJL5



LAKESIDE®
Stainless Steel Open Pan and Tray Racks

- Nonmarking polyurethane wheels
- Shipped fully assembled
- NSF Listed

Tray capacity of cart doubles when half-size trays are used. Nos. 2XJL4 and 2XJL5 are roll-in cooler racks with recessed casters for easy handling in tight spaces.

Overall Length (in.)	Overall W (in.)	Overall H (in.)	Tray Cap.	Ledge Spacing (in.)	Item No.
26 3/4"	21	62 1/8"	18, 36	3	2XJL4
26 1/4"	21	67 1/8"	20, 40	3	2XJL5
27 1/4"	21	67 1/2"	20, 40	3	2XJL1
29 1/4"	21	58 1/2"	16, 32	3	2XJL2
29 1/4"	21	68 1/2"	20, 40	3	2XJL3



Aluminum Racks

- Shipped fully assembled
- 5" nonmarking swivel casters (2 locking)

Corrugated Sidewall— Securely holds 18" x 26" pans on 1 1/2" centers without tipping.

Angle Ledge— Extruded angle ledge supports 18" x 26" pans and 14" x 18" trays.

Universal Angle— Chrome-plated universal angles adjustable on 1 1/2" centers. Holds a variety of pan sizes. No. 5EML0 is designed to fit roll-in or pass-through refrigerators, freezers, and warming cabinets.



No. 5EMK8



No. 5EML0

Description	D	W	H	Trays Per Cart/ Per Compartment	Item No.
Corrugated Rack	26 3/4"	21 13/16"	69 9/16"	39	5EMK8
Angle Ledge Rack	29 5/8"	22"	69 3/4"	20	5EMK9
Universal Angle Rack	26 13/16"	26 3/8"	64 1/2"	12	5EML0
Universal Angle Rack	24 15/16"	25 3/8"	69 3/4"	13	5EML1



No. 2XJH1



No. 2XJH2



Polyethylene Kitchen Utility Carts

- 3 shelves
- Shipped unassembled

Polyethylene construction with extruded aluminum legs. Cushioned handles with 4" nonmarking, poly swivel casters. 500-lb. holding capacity.

Color	Overall L (in.)	Overall W (in.)	Overall H (in.)	Distance Between Shelves (in.)	Item No.
Light Gray	42	20	37½	11	2XJH1
Charcoal	42	20	37½	11	2XJH2



Stainless Steel Kitchen Utility Carts

- See Grainger.com® for more cart sizes

Leg bumpers. NSF Listed.

300-lb. Capacity—22-ga. shelves and 20-ga. legs. 3½" swivel casters.

700-lb. Capacity—Two 5" swivel and two 8" rigid nonmarking casters. 18-ga. shelves are stain- and rust-resistant. Include ergonomic handles.

1000-lb. Capacity—14-ga. stainless steel. 2 swivel and 2 rigid casters. No. 2XJH8 includes ergonomic handle.



No. 2XJH8

No. of Shelves	Shelf Length (in.)	Shelf Width (in.)	Overall L (in.)	Overall W (in.)	Overall H (in.)	Distance Between Shelves (in.)	Item No.
300-lb. Load Capacity							
3	24	15½	27½	16¼	33%	9¼	2XJH3
700-lb. Load Capacity							
2	27	18	35%	18%	46%	18½	2XJH4
3	27	18	35%	18%	46%	10	2XJH5
1000-lb. Load Capacity							
2	42	24	48	25¾	37%	21	2XJJ3
2	33	21	39	22¾	37%	21	2XJJ5
2	33	21	41%	21%	46%	18½	2XJH8
3	33	21	39	22¾	37%	11%	2XJJ6



Stainless Steel and Aluminum Banquet Carts

- Shipped assembled
- Nonmarking polyurethane casters (2 swivel, 2 rigid)
- Extended perimeter bumpers
- See Grainger.com® for more cart sizes

500-lb. Capacity (3 Edges Up, 1 Down)—Shelves have 1" lip.

1000-lb. Capacity (3 Edges Up, 1 Down)—3 shelves have 1" lip. Stainless

steel unitized welded construction. NSF Listed.

1000-lb. Capacity (4 Edges Down)—Stainless steel welded construction. NSF Listed.

2500-lb. Capacity (4 Edges Down)—Solid aluminum shelves with marine edges help contain spills. Round handle and uprights. NSF Listed.



No. 2NKL1

No. of Shelves	Shelf Length (in.)	Shelf Width (in.)	Overall L (in.)	Overall W (in.)	Overall H (in.)	Distance Between Shelves (in.)	Item No.
500-lb. Load Capacity, Stainless Steel, 3 Edges Up, 1 Edge Down							
4	35	21	36%	22¼	45%	11½	2NKK3
6	35	21	36%	22¼	50%	7½	2NKK9
1000-lb. Load Capacity, Stainless Steel, 3 Edges Up, 1 Edge Down							
3	46	28	51%	30¾	64%	23½	2NKK3
4	46	28	51%	30¾	64%	15½	2NKK5
5	46	28	51%	30¾	64%	11	2NKK7
6	46	28	51%	30¾	64%	8½	2NKK9
1000-lb. Load Capacity, Stainless Steel, 4 Edges Down							
3	46	28	51%	30¾	64%	23½	2NKK4
4	46	28	51%	30¾	64%	15½	2NKK6
5	46	28	51%	30¾	64%	11	2NKK8
6	46	28	51%	30¾	64%	8½	2NKL1
2500-lb. Load Capacity, Aluminum, 4 Edges Down							
5	64	27	66	29	62	12	2NKN5
5	73	27	66	29	75	12	2NKN6



No. 2MGE1



No. 2XJJ8



No. 2XJJ9

CAMBRO



Enclosed Bussing Carts

- Shipped assembled
- 3 shelves, except No. 2XJJ8 has 4
- Leg and handle bumpers

Load Cap. (lb.)	Shelf Length (in.)	Shelf Width (in.)	Overall L (in.)	Overall W (in.)	Overall H (in.)	Distance Between Shelves (in.)	Caster Size (in.)	Caster Type	Brand	Item No.
2-Sided Enclosed Polyethylene										
350	21¾	15½	28	16	32¼	11	3	2 Swivel (1 with Brake), 2 Rigid	Cambro	2MGD8
350	21¾	15½	28	16	32¼	11	3	4 Swivel (1 with Brake)	Cambro	2MGD9
500	31½	20%	37¼	21½	34½	11	5	2 Swivel (1 with Brake), 2 Rigid	Cambro	2MGE1
500	31½	20%	37¼	21½	34½	11	5	4 Swivel (1 with Brake)	Cambro	2MGE2
500	27	19½	33¼	20	34½	11	5	2 Swivel (1 with Brake), 2 Rigid	Cambro	2MGE3
500	27	19½	33¼	20	34½	11	5	4 Swivel (1 with Brake)	Cambro	2MGE4
3-Sided Enclosed Polyethylene										
500	27	18½	33½	20	34½	11	5	2 Swivel (1 with Brake), 2 Rigid	Cambro	2MGE5
500	27	18½	33½	20	34½	11	5	4 Swivel (1 with Brake)	Cambro	2MGE6
3-Sided Enclosed Stainless Steel										
300	24	15½	27¾	16½	32¾	12%	3½	4 Swivel	Lakeside	2XJJ7
300	24	15½	27¾	16½	32¾	8	3½	4 Swivel	Lakeside	2XJJ8
500	27	18	30¾	19	33¾	12¼	4	4 Swivel	Lakeside	2XJJ9
500	35	21	39¼	22½	37%	13½	5	4 Swivel	Lakeside	2XJK1
700	27	18	31¼	19½	34½	10¾	5	4 Swivel	Lakeside	2XJK2
700	35	21	39½	22½	37	12	8 and 5	2 Rigid, 2 Swivel	Lakeside	2XJK3

No. 2XJL8



Can Dispenser and Storage Racks

- Shipped fully assembled

Gravity-feed system allows 1-handed dispensing. 18-ga. reinforced tops.

Mobile—Holds 72 10-lb. cans or 96 5-lb. cans. 5" nonmarking poly casters (2 swivel, 2 fixed).

Stationary—Holds 144 10-lb. cans or 192 5-lb. cans. Foot assembly included.

Overall L (in.)	Overall W (in.)	Overall H (in.)	Item No.
40%	26	41¼	2XJL8
Stationary			
36%	25¾	74¼	2XJL9



No. 2XJL9

No. 2XJK7



Room Service Table Carts

- 4" swivel casters
- Color: gray sand
- 300-lb. load capacity

Top is made of laminate over durable plywood for a scratch- and burn-resistant surface that remains attractive for years. Full-length hinges hold drop leaves in place; hardwood pull-out supports add sturdiness. Accommodate 1 or 2 food carrier boxes (not included). Fold-up styles save valuable storage space.

Type	H (in.)	L (in.)	W (in.)	Mfr. Model	Item No.
Round	30	40	40	412	2XJK6
Square	30	36	36	413	2XJK7
Fold-Up, Round	30	40	40	415	2XJK8
Fold-Up, Square	30	36	36	416	2XJK9




WEARWELL

WorkRite Antifatigue Wet Area Matting

- **Black color**
- **1/2" thick**

Comfortable, lightweight general purpose drainage mats have molded-in safety edges.



Size	Item No.
3 x 5 ft.	3UFY3
3 x 10 ft.	4DNF8
3 x 20 ft.	4DNF9




No. 5Z056

NO TRAX
FLOOR MATTING

Light Traffic Dry-Area Antifatigue Matting

Dense, closed-cell vinyl sponge construction offers exceptional comfort, helping to relieve back and leg strain. Beveled edges on all 4 sides of mat minimize tripping. Easy to clean. Featuring a low-profile corrugated top surface, 3/8"-thick Airug® mats provide directional traction and floor protection. 1/2"-thick Diamond Sof-Tred™ mats resist abrasion with Dyna-Shield®-enhanced top surface.

Color	Size	Item No.	Color	Size	Item No.
Airug®			Diamond Sof-Tred™		
Black	3 x 5 ft.	4DE14	Black with Yellow Border	3 x 5 ft.	3BY50
Black	3 x 60 ft.	5Z056	Black	3 x 60 ft.	5FX46



No. 4DB96

NO TRAX
FLOOR MATTING



Heavy-Traffic Wet-Area Antifatigue Matting


- **Black color**

Hundreds of drainage ports channel liquids and debris away, guarding against hazardous slips and falls. Thick matting provides exceptional ergonomic qualities in harsh, wet work environments. Beveled edges minimize tripping.



No. 5FX67

Sanitop®— Grease-resistant rubber mats have beveled edges on all 4 sides for improved safety and easy cart access. Raised perimeter around large drainage ports adds to ergonomic flex. Lightweight mats are easy to move for cleaning.



No. 5Z132

Niru® Versa Runner™— Slip- and grease-resistant rubber mats have large drainage slots. Knobbed traction provides extra safety, and a reversible ribbed underside extends service life.

Cushion-Dek™— Solid PVC vinyl is highly resistant to industrial chemicals, while the raised pyramid top surface design channels fluids away from worker and maximizes traction. Studded bottom surface adds support and stability.

Size	Thickness	Mfr. Model	Item No.
Sanitop®			
3 x 5 ft.	1/2"	562	4DB96
Niru® Versa Runner™			
3 x 5 ft.	3/8"	755	5FX67
3 x 12 ft.	3/8"	755	5FX68
Cushion-Dek™			
3 x 30 ft.	7/16"	420	5Z132



No. 2RPN8




No. 2RPL6

WEARWELL

Heavy-Traffic Dry-Area Antifatigue Matting

Durable diamond-plate top surface is bonded to a sponge base for comfort, abrasion resistance, and chemical resistance. Beveled edges help minimize tripping. Diamond-Plate SpongeCote® matting has a PVC vinyl surface with nitrile rubber composite for superior comfort, rebound, and durability. UltraSoft Diamond-Plate SpongeCote® has double-thick sponge base that is more resilient for extra comfort. Smart® Diamond-Plate is made with 100% recycled urethane composite sponge.

Color	Size	Thickness	Mfr. Model	Item No.
Diamond-Plate SpongeCote®				
Black with Yellow Border	3 x 75 ft.	3/8"	415	2RPN8
UltraSoft Diamond-Plate SpongeCote®				
Black	3 x 5 ft.	1 1/16"	414	2RPL6
Smart® Diamond-Plate				
Black with Yellow Border	3 x 5 ft.	5/8"	497	5KC22
Black with Yellow Border	3 x 5 ft.	1"	497	6NAV3



No. 2RPR4
(Shown w/optional
beveled ramp edges;
sold separately)




Rejuvenator® and Rejuvenator® Connect Matting

- **Black color**
- **5/8" thick**

100% urethane antifatigue mats are ideal for heavy-use environments. Crush-resistant sponge compound offers superior resilience and comfort in dry environments, with exceptional abrasion and chemical resistance. Textured underside grips floors to prevent mat movement. Raised geometric surface pattern. No. 6NAU2 has beveled edges to reduce tripping. No. 2RPR4 connects on all 4 sides to cover large areas quickly. Optional mat ramp edges are sold separately on Grainger.com®.

Description	Size	Mfr. Model	Item No.
Rejuvenator® - Modular			
Solid Grid Mat	2 x 3 ft.	502	6NAU2
Rejuvenator® - Single-Workstation			
Solid Grid Mat	36 x 36"	502	2RPR4



No. 3LY63



Grease-Resistant Matting


- **Black color**
- **3/4" thick**

Modular rubber mats provide exceptional fatigue relief. Snap together in a variety of configurations and reconfigure as needed. Interlock on all 4 sides. Use drainage mats in wet areas; use solid-top mats in dry areas. Nos. 2VJ47 and 2VJ49 have a carbide grit top surface for additional slip protection.

Description	Size	Mfr. Model	Item No.
Grease-Resistant			
Drainage	3 x 3 ft.	550	3LY63
Drainage	3 x 5 ft.	550	3LY64
Solid-Top	3 x 3 ft.	556	3LY65
Grease-Resistant with Grit			
Drainage w/Grit Top Surface	3 x 3 ft.	850	2VJ47
Solid-Top w/Grit Top Surface	3 x 3 ft.	856	2VJ49

Superflow® Food Processing and Kitchen Matting

Lightweight, 5/8"-thick rubber antifatigue matting has a textured surface for traction. Drainage holes facilitate removal of liquids and debris. Molded-in beveled edges reduce tripping for cart traffic.



No. 2RPK7

Size	Color	Item No.
Greaseproof		
3 x 5 ft.	Red	2RPK7
Grease-Resistant		
3 x 5 ft.	Black	2RPK8



High-Traction Corrugated Runners

Vinyl, corrugated sharp-tooth rib profile improves traction and is easily swept clean. Provide excellent slip resistance and floor protection. Carts roll easily over these low-profile, 1/8"-thick runners.



No. 3H392


Size	Item No.
3 x 60 ft.	3H392
3 x 150 ft.	3H393



Nonconductive Switchboard Matting

- **Black color**
- **1/4" thick**

Vinyl compound grounds workers to prevent electrical shock. High-profile corrugated top surface enhances traction. Rib design facilitates repetitive pivotal movement. Each square foot is tested in conformance with ANSI/ASTM D178-01 specifications. Recommended max. usage is 17,000V, Class 2 dielectric strength of 30,000V.



No. 5T434

Size	Item No.
3 x 12 ft.	5T434
3 x 75 ft.	5T435

Need Floor Mats in Special Sizes?

Order the exact size and type of floor mat you want and get it shipped to you in days. Whatever your matting needs, get the right floor mat for your application here.

> Get started today at grainger.com/custom/floor-mats



No. 3W076



GA GRAINGER APPROVED

Chair Movers

Quickly move seating where it's needed for a conference, banquet, meeting, or other event.

Note: To order folding or stacking chairs, see Grainger.com®.

Folding Chair Truck—Heavy-gauge steel construction with powder-coated finish. Tubular steel end posts can be repositioned to prevent chairs from sliding down. 2 swivel and 2 fixed casters, plus fifth wheel in center under bed. Shipped unassembled.

Dolly for Stacking Chairs—Easy-to-manuever dolly has 2 fixed and 2 swivel 5" caster wheels. Black powder-coated finish.

Description	Truck Cap. (No. Chairs)	Overall Height	Overall Width	Overall Length	Item No.
Folding Chair Cart		41 ² / ₃₂ "	19 ⁷ / ₃₂ "	77"	3W076
Stacking Chair Cart		20 ¹ / ₈ "	24 ¹ / ₂ "	25 ¹ / ₂ "	4KK07



No. 4KK07



No. 30F009

No. 30F012



No. 30E999



Chair Carts

Chair Truck Nos. 30F009 to 30F012 are made of tubular steel and can move up to 16 chairs at once. No. 30F011 has foam-filled wheels. No. 30F012 features a nonslip, vinyl-coated hanger. Chair Cart No. 30E999 has a 16-ga. tubular steel push handle and retaining end, and includes 14-ga. steel chair rails and 4"-dia. hard rubber casters (2 swivel and 2 rigid). Powder-coated 14-ga. tubular steel Storage Truck No. 30F016 features 16-ga. steel chair hangers and 5"-dia. phenolic swivel casters.

Description	Load Cap.	Overall Height	Overall Width	Overall Length	Wheel Dia.	Item No.
Chair Truck, Holds 16 Chairs, Stacked	240 lb.	48"	14 ¹ / ₂ "	35 ¹ / ₂ "	8"	30F009
Chair Truck, Holds 16 Chairs, Stacked	240 lb.	50"	26 ¹ / ₂ "x14 ¹ / ₂ "	23 ¹ / ₂ "	10"	30F011
Chair Truck, Holds 16 Chairs, Stacked	240 lb.	48"	10 ¹ / ₂ "	33"	8"	30F010
Chair Truck, Holds 16 Chairs, Stacked	180 lb.	44"	27 ³ / ₄ "	22 ¹ / ₂ "	8"	30F012
Chair Cart, Holds 32 Chairs, Folded or Stacked	300 lb.	41 ¹ / ₂ "	22"	67"	4"	30E999
Storage Truck, Holds 72 Chairs, Folded	800 lb.	74"	31 ⁵ / ₈ "	63"	5"	30F016



Table Trucks

These trucks are made of 14- and 16-ga. tubular steel with a vinyl finish. They're ideal for moving large, bulky sheets of material and both rectangular and round tables. Brakes are included on swivel casters.

Cap.	L	W	H	Caster Wheel Dia.	2 Fixed, 2 Swivel Item No.	All Swivel Casters Item No.
1000 lb.	48"	36"	52 ¹ / ₄ "	8"	30F007	30F008
1600 lb.	48"	32 ³ / ₄ "	51 ¹ / ₄ "	5"	30F001	30F002
1600 lb.	48"	32 ³ / ₄ "	51 ¹ / ₄ "	6"	30F003	30F004
1600 lb.	48"	24"	51 ¹ / ₄ "	5"	30F005	30F006



uniforms, apparel & footwear

Food Service	194-197
Housekeeping	198
Professional Workwear	199
Maintenance Workwear	200-202

FEATURED PRODUCTS



Unisex Apron, Poly Cotton Twill Fabric, 2 Pockets, 29-1/4"L

ITEM # 5NMC9

**PAGE
197**

Women's Knit Shirt, Cotton/Wickable Poly Fabric, Size XXL



ITEM # 5RPF5

**PAGE
199**



Men's Coverall, 6 Outside Pockets, Zipper Closure, 30" Inseam, Size L

ITEM # 2KVP4

**PAGE
200**

Men's Waterproof Slip-On Shoes with Strap

ITEM # 15X249

Available on

Grainger.com®





Men's Corporate Chef Jacket



Green Unisex Crew Jacket



Spice



Red



Ladies Cuisiner Chef Jacket



Jackets

Comfortable for work and stylish enough for the front of the house. Each has a thermometer/pen pocket. Additional sizes are available on Grainger.com®.

CHEF JACKETS

Back yoke and drop shoulder design. Long sleeves.

Corporate—Made of Chef-tex™ poly/cotton blend fabric for improved stain release and comfort. Cross collar. Jackets are white with black piping and have 12 white cloth-covered buttons.

Cuisinier—Made of comfortable Chef-tex™ poly/cotton blend fabric. Mandarin collar. Jackets are white; 12 cloth-covered buttons.

Knife/Steel—Poly/cotton blend is comfortable and wrinkle-resistant. Mandarin collar. Jackets are white and have 8 white buttons.

UNISEX CREW JACKETS

Poly/cotton blend. Double-breasted with Mandarin collar. Jackets have black collars, cuffs, and buttons.

►CHOOSE: Size	MEN'S CHEF JACKET Item No.	LADIES CHEF JACKET Item No.
Corporate		
S, M, L, XL	D5675	D5676
2X	12V897	12V906
Cuisinier		
S, M, L, XL	D5677	D5678
2X	12V911	12V919
Knife/Steel		
S, M, L, XL	D5679	D5681
2X	12V924	12V935

►CHOOSE: Size	WHITE Item No.	BLACK Item No.
Unisex Crew Jacket		
<i>Long Sleeve</i>		
S, M, L, XL	D5684	D5686
2X	12V962	12V978
<i>Short Sleeve</i>		
S, M, L, XL	D5692	—
2X	12W017	—

►CHOOSE: Size	GREEN Item No.	SPICE Item No.	RED Item No.
Unisex Crew Jacket			
<i>¾ Sleeve</i>			
S, M, L, XL	D5687	D5688	D5689
2X	12V986	12V994	12W003



Valu White



Premium Eco-Friendly Black



Unisex Chef Coats

White Valu Chef Coats—Durable poly/cotton twill coats with 8 white buttons and left chest pocket feature reversible closure.

Black Eco-Friendly Premium Chef Coats—Lightweight, breathable eco-poly fabric. Coats have a contoured structured collar, 10 black knot buttons, reversible closure, left chest pocket, thermometer pocket, and underarm vents.

►CHOOSE: Size	VALU WHITE Item No.	PREMIUM ECO BLACK Item No.
S, M, L, XL	D5713	D5714
2XL	5NLP5	5RNY3
3XL	5NLP6	—
5XL	5NLP8	—



Black



White

Superior
UNIFORM GROUP

Unisex Bistro Shirts

Lightweight poly/cotton poplin shirts with chef coat styling feature double-breasted button front closure and standing collar. Long sleeve with 2-button adjustable cuff.

►CHOOSE: Size	►CHOOSE: Color	Item No.
XS, S, M, L, XL	Black, White	D5732
3XL	White	D5734



Superior
UNIFORM GROUP

Unisex Chef Pants

Black lightweight eco-poly fabric. Relaxed cut with inside drawcord, inseam pockets, right back pocket, beeper side pocket, and key holder.

►CHOOSE: Size	Item No.
XS, S, M, L, XL	D5726
2XL, 3XL	D5727



Cook's Shirt

Short-sleeve shirt with snap closures is lightweight for comfort. White poly/cotton blend.

►CHOOSE: Size	Item No.
S, M, L, XL	D5693
2X	12W023
3X	12W024



Black/White
Pinstripe



Black



Black/White
Houndstooth Print



Chef Pants

- Elastic waist with drawstring
- 2 side pockets and 2 rear patch pockets

Cargo and baggy pants are cool, wrinkle-resistant, lightweight, and durable poly/cotton blend. Cargo pants have zip-fly closure and 2 snap-down thigh-side pockets. Baggy pants have a relaxed fit. EZ Fit pants are light, cool, absorbent cotton. They have a relaxed fit with a zip-fly closure.

Note: Additional sizes are available on Grainger.com®.

►CHOOSE: Size	BLACK		BLACK/WHITE PIN STRIPE		BLACK/WHITE HOUNDS TOOTH PRINT	
	Style	Item No.	Style	Item No.	Style	Item No.
Men's Chef Pants						
S, M, L, XL	Cargo	D5682	EZ Fit	D5683	—	—
2X	Cargo	12V943	EZ Fit	12V951	—	—
Unisex Chef Pants						
XS, S, M, L, XL	Baggy	D5695	—	—	Baggy	D5694
2X	Baggy	12W036	—	—	Baggy	12W030

No. 12W043



No. 12W044



No. 12V955



Chef Headwear

Various looks provide options to suit a facility's style. Nos. 12W043 and 12W044 are 13"-tall poly/cotton toques; No. 12V955 is a cotton baseball cap.

►CHOOSE: Size	►CHOOSE: Color	Item No.
Chef Hat		
One Size Fits All	White	12W043
One Size Fits All	Black	12W044
Chef Baseball Cap		
One Size Fits All	Black	12V955



Sharkz



Forza

MOZO

Footwear

- Slip-resistant outsoles
- Gel-cushioned, shock-absorbing insoles
- Full-length midsole for extra cushioning

Work shoes provide superior comfort during long shifts. Fit and sizing adjust up or down a half-size with included shims. Accommodate orthotics and custom footbeds.

Sharkz—These casual, stylish slip-on shoes are comfortable and functional. Hooded side air vents help keep feet cool and dry. Ultra-lightweight frame has a broad toe area for all-day comfort. Professional chef styles from Marcus Samuelsson and Chris Cosentino bring a sense of personality to everyday kitchen shoes.

Forza—The clog-inspired silhouette features a premium, full-grain leather upper for a balance of functionality and style. Design provides extra support and stability with a heel counter; a molded toe cap adds protection.

Gender	►CHOOSE: Size	►CHOOSE: Color	Item No.
Sharkz			
Men's	7, 8, 9, 10, 11, 12, 13	Black	G0023
Forza			
Women's	6, 6½, 7, 7½, 8, 8½, 9, 9½, 10, 10½, 11	Black	G2172
Men's	7, 7½, 8, 8½, 9, 9½, 10, 10½, 11, 11½, 12, 13, 14, 15, 16		



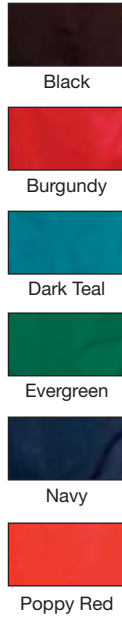
Vinyl Disposable Gloves

Powder-free gloves offer sensitivity and dexterity for applications where gloves are frequently replaced. Suitable for use in food and pharmaceutical applications. Meet FDA 21 CFR 170-199 specifications.

Thickness	L	Finish	Color	►CHOOSE: Size	Item No.	Pkg. Qty.
4 mil	9"	Smooth	Clear	S, M, L, XL	D1856	100



Cobbler Apron, Royal



Waist Apron

Superior
UNIFORM GROUP

Unisex Aprons

Cobbler Aprons—Poly/cotton twill aprons have side tabs with convenient adjustable snap closure and 2-section lower pocket.

Waist Apron—Eco-poly fabric with 3-section lower pocket and extra long fabric ties.

Size	►CHOOSE: Color	Item No.
Cobbler Apron		
Reg.		D5722
L	Black, Burgundy, Dark Teal,	D5723
XL	Evergreen, Navy, Poppy Red, Royal	D5724
2XL		D5725
Waist Apron		
One Size	Black	5RNX7



Waist Apron, Hunter Green



Bib Apron, Red



Aprons

- Poly/cotton blend
- Cloth ties

Waist Aprons—3-compartment pocket for order pads, pens, or straws.

4-Way Apron—Fold and wear 4 different ways.

Bib Aprons—Full-length aprons with 8" x 8" side pocket.

Size	►CHOOSE: Color	L	W	Item No.	Pkg. Qty.
Waist Apron					
One Size Fits All	White, Black, Burgundy, Hunter Green, Navy, Royal Blue, Red	24"	12"	D5697	1
4-Way Apron					
One Size Fits All	White	17"	34"	12W054	1
Bib Apron					
One Size Fits All	White, Black, Burgundy, Navy, Red, Green, Hunter Green, Royal Blue	30"	34"	D5698	1
	White	34"	34"	12W065	1
Institutional Apron					
One Size Fits All	White	34"	28"	11V227	1
	Black	34"	28"	11V228	1

Ansell

Endurosaf™ Aprons

Flexible, lightweight, durable material is abrasion- and puncture-resistant. Aprons resist fats, oils, grease, and chemicals. Include adjustable, sealed neckstrap. Sealed side ties can be secured in either front or back. Comply with FDA for food contact.

L	W	►CHOOSE: Color	Item No.
45"	35"		G6061
50"	35"	White, Yellow, Blue	G6062



No. G6061



No. G6062



Burgundy



Navy



Tan



Ciel

Superior
UNIFORM GROUP

Women's Slacks

Feature multistitched elastic waistband, 31" inseam, and 2 side slant inset pockets.

►CHOOSE: Size	BURGUNDY Item No.	NAVY Item No.	CIEL Item No.	TAN Item No.
XS, S, M, L, XL	D7381	D7382	D7383	D7384
2XL	6UCL5	6UCN3	6UCP1	6UCP9
3XL	6UCL6	—	—	6UCR0
4XL	6UCL7	—	—	6UCR1



No. D7391



No. D7412



No. D7411

Superior
UNIFORM GROUP

Slacks and Shirts

Women's Slacks—Slacks with a multistitched waistband and 2 side slant inset pockets.

Men's Slacks—Flat-front pant with stain-repellent finish.

Unisex Camp Shirts—Feature concealed button placket, contrast side panels, raglan sleeves, and left chest pocket.

Women's Shirts—Tunics feature contrast side panels, raglan sleeve, concealed button placket, and side seam pockets.

►CHOOSE:
Size

Item No.	Item No.
Women's Slacks, Black	D7388
S, M, L, XL	
Men's Slacks, Black	D7391
44, 50	
Unisex Camp Shirt, Granite/Raven	D7412
M, L, XL	
Women's Shirt, Granite/Raven	D7411
XL	



Black/Burgundy



Tan/Chocolate



Women's Shirt,
Ciel/Navvy



Unisex Cargo Pants,
Black

Superior
UNIFORM GROUP

Scrubs

Women's Shirt—Crossover tunic has contrasting trim, set-in sleeves, side vents, and tunnel belt with coordinated webbed belting. 2 lower pockets have pencil divider, inset contrasting pockets, and scissor holder in right pocket.

Unisex Cargo Pants—Zipper-front pants have front cargo pockets and 2 back pockets with hook-and-loop closure, and 2 side slant patch pockets. Right leg has convenient pocket for holding cell phone or other electronic device.

►CHOOSE: Size	BLACK/ BURGUNDY Item No.	CIEL/NAVY Item No.	TAN/ CHOCOLATE Item No.
Women's Shirts	D7399	D7402	D7404
XS, S, M, L, XL			
2XL	6VNA4	6UCG1	6UCH8
3XL	6VNA5	6UCG2	—
4XL	6VNA6	—	—

►CHOOSE: Size	Color	Item No.
Unisex Cargo Pants		
S, M, L, XL		D7387
3XL	Black	6UCY0
5XL		6UCY2



No. D7406



No. D7409


Superior
UNIFORM GROUP

Contrasting Shirts

Women's Shirt—Button front with 2 lower pockets, v-style closure, and side vents.

Men's Shirt—Button front with 2 lower pockets and side vent.

►CHOOSE: Size	NAVY/CIEL Item No.	TAN/ CHOCOLATE Item No.
Women's Shirt		
XS, S, M, L, XL	D7406	D7408
2XL	6UCR7	6UCU4
3XL	6UCR8	—
4XL	6UCR9	—
Men's Shirt		
XS, S, M, L, XL	D7407	D7409
2XL	—	6UCV2



Unisex Knit Shirt, Cobalt



Women's Knit Shirt, Deep Navy

Superior
UNIFORM GROUP

Moisture Management Work Shirts

Stain-resistant, wickable poly/cotton blend shirts have a 3-button placket, matching double-ridged knit collar, and hemmed sleeves. Easy-care wash-and-wear fabric makes shirts durable and comfortable.

►CHOOSE: Size	BLACK Item No.	COBALT Item No.	DEEP NAVY Item No.	FRENCH BLUE Item No.	METRO RED Item No.
Unisex Knit Shirt					
S, M, L, XL	D6038	D6039	D6041	D6042	D6043
2XL, 3XL	D6044	D6045	—	D6047	D6048
4XL	5RNZ9	5RPA7	—	—	5RPE1
Women's Knit Shirt					
S, M, L, XL	D6049	D6051	D6052	D6053	D6054
2XL, 3XL	D6055	D6056	D6057	D6058	D6059
4XL	—	—	—	5RPH3	5RPJ1



Superior
UNIFORM GROUP

Unisex Work Shirts

Made with a convertible collar, a button front with a snap at the neck, and two button-through pockets. Petrol blue color.

►CHOOSE: Size	Item No.
S, M, L, XL	D6009
2XL	D6016



Women's Shorts, Black



Men's Shorts, New Khaki

Superior
UNIFORM GROUP

Cargo Shorts

Flat-front mechanical stretch twill offers comfort and durability. 8½" inseam. Utility loop on the right side. Multiple pockets including side cargo pockets with self-gripping closure. Women's style has 2 front inset pockets, side cargo pockets and no back pockets.

►CHOOSE: Size	BLACK Item No.	NEW KHAKI Item No.
Women's Shorts		
4, 6, 12, 14, 18, 20, 22	D6064	—
Men's Shorts		
30, 32, 34, 36, 38, 40, 42	D6061	D6063
44	5NMH2	5NMK2
46	—	5NMK3



Short Sleeve Twill Shirt, Khaki



Black



Dark Gray



Twill Pants, Navy



Twill Work Shirts and Pants

Shirts—Spread collar with button closure. Chest pockets, square bottom 2-pocket style, stain resistant, wrinkle-free fabric. 65% polyester/35% cotton twill.

Pants—Midrise, relaxed-fit pants with permanent crease designed to match Twill Work Shirts. Front-button closure with heavy-duty zipper. Easy-care fabric resists wrinkles and repels stains. 65% polyester/35% cotton twill.

►CHOOSE: Size		►CHOOSE: Color		Mfr. Model	Item No.
Short-Sleeve Twill Shirts					
<i>Regular</i>					
L, M, XL, 2XL		Black, Khaki, Navy		S223	D8036
<i>Tall</i>					
XL, 2XL		Black, Khaki, Navy		S223	D8037
►CHOOSE: Waist Size		►CHOOSE: Color		Mfr. Model	Item No.
Twill Pants					
<i>30" Inseam</i>					
32", 33", 34", 36", 38", 40", 42", 44", 46", 48", 50"		Black, Dark Gray, Khaki, Navy		B290	D8018
<i>32" Inseam</i>					
32", 33", 34", 36", 38", 40", 42", 44", 46", 48", 50"		Black, Dark Gray, Khaki, Navy		B290	D8019
<i>34" Inseam</i>					
32", 34", 36", 38", 40", 42", 44"		Black, Dark Gray, Khaki, Navy		B290	D8021
<i>36" Inseam</i>					
34", 36", 38"		Black, Dark Gray, Khaki, Navy		B290	D8022



Orange Coveralls No. D2371



Navy Utility Pants No. D2383



Industrial Coveralls and Pants

Coveralls—Brass zipper front with gripper at the top, for ease in wearing over clothing. 2 set-in front pockets, patch hip and chest pockets, and rule leg pocket. 65% polyester/35% cotton.

Utility Pants—Hook/eye closure. 65% polyester/35% cotton. Matching shirts are available on Grainger.com®; search for "utility work shirts."

►CHOOSE: Chest Size (in.)		►CHOOSE: Color		Mfr. Model	Item No.	
Twill Coveralls						
<i>Short-Sleeve, 31" Inseam</i>						
44" to 46", 40" to 42", 36 to 38", 48 to 50", 52 to 54"		Navy Blue		CP40	D2369	
<i>Short-Sleeve, 33" Inseam</i>						
50 to 52", 46 to 48", 54 to 56", 42 to 44"		Navy Blue		CP40	D2369	
<i>Long-Sleeve, 30" Inseam</i>						
38", 40", 42", 44", 46", 48", 50"		Navy Blue, White, Orange		CT10	D2371	
52", 54"				CT10	D2375	
►CHOOSE: Waist Size		►CHOOSE: Inseam		Color	Mfr. Model	Item No.
Utility Work Pants						
32"		30", 32"			PT62NV	D2383
34", 36", 38", 40", 42"		30", 32", 34"			PT62NV	D2384
44", 46", 48"		30", 32"		Navy	PT62NV	D2385
50"		30"			PT62NV	2KVW6



Black



Navy



Heather Gray No. D2496



Midweight Sweatshirts

Generously cut sweatshirts are made of cotton/polyester with stretchable, spandex-reinforced rib-knit cuffs and waistband. Attached hood has drawcord closure.

►CHOOSE: Size		►CHOOSE: Color		Mfr. Model	Item No.
Hooded Pullover					
<i>Regular</i>					
M, L, XL, 2XL, 3XL		Black, Heather Gray, Navy		K121	D2494
<i>Tall</i>					
L, XL, 2XL		Black, Heather Gray, Navy		K121	D2495
Hooded Zip-Front					
<i>Regular</i>					
M, L, XL, 2XL, 3XL		Black, Heather Gray, Navy		K122	D2496
<i>Tall</i>					
L, XL, 2XL		Black, Heather Gray, Navy		K122	D2497



Charcoal Gray



Dark Navy



Polo Shirts

Classic 3-button shirts feature a stay-flat, no-roll collar for a professional appearance and dual pen pockets for convenience.

Performance Polo Shirt—100% snag-resistant polyester jersey with antimicrobial treatment wicks away moisture. Gusseted sleeves provide a full range of motion.

Professional Polo Shirt—100% cotton pique knit is treated to resist fading, wrinkling, and shrinking.

►CHOOSE: Chest Size	►CHOOSE: Color	Item No.
Performance Polo		
30-56"	Charcoal Gray, Black, Silver Tan, TDU Green, Range Red, Dark Navy, LE Green, White	D4752
Professional Polo Tall		
38-60"	Heather Gray, Silver Tan, Dark Navy	H0218



TacDry Rain Shell

- 100% nylon
- **Waterproof breathable seam-sealed construction**

Lightweight jacket keeps you warm and dry in severe weather conditions. Features removable hood that can be stowed into the collar. Includes removable pull-out ID panels, 5 pockets, and storm flap.

►CHOOSE: Chest Size	►CHOOSE: Color	Item No.
30-56"	Black, Dark Navy	H0231



Tactical Pants

Men's Tactical® Pants—Designed for active movement, pants have a rugged double- and triple-stitch construction. They include a rear strap and 7 pockets, including slash pockets. Slots in the knees accept Kneepad Inserts No. 6YVG3, available on Grainger.com®.

- 100% cotton canvas
- **Reinforced seat and knees for durability**

Men's Taclite® Pro Pants—Tough, lightweight, breathable pants stand up to everyday wear and resist fading and wrinkles. A total of 8 easy-access pockets include 5.11's signature slash pockets.

- **PTFE-treated poly/cotton ripstop for soil and stain resistance**
- **Double-reinforced seat and knees for rough wear**

Men's Stryke Pants—Fade-, wrinkle-, and stain-resistant fabric has built-in stretch for freedom of movement and comfort. 8 pockets provide ample storage. Reinforced knees with interior kneepad pockets that accept Kneepad Inserts No. 6YVG3, available on Grainger.com®.

• **Flex-Tac™ high-performance poly/cotton ripstop**

TDU® Unisex Belt—Constructed of 1½"W heavy-duty nylon with a plastic buckle.



Tactical Pants, Black



Taclite Pro Pants, Stone



Dark Navy

►CHOOSE: Waist Size	►CHOOSE: Color	Item No.
Men's Tactical® Pants		
28-44"	Black, Gray, Khaki, Coyote, OD Green, Tundra, Fire Navy	D6821
Men's Taclite Pro Pants		
28-44"	Stone, Tundra, Dark Navy, Charcoal, Black, Coyote, TDU Khaki, TDU Green	D6856
Men's Stryke Pants		
28-44"	Dark Navy	H3711
TDU Unisex Belts		
S-4XL	Black, Coyote Brown, TDU Green	H0271



Brown
No. D2508

Brown
No. D2588

carhartt
Work Jackets and Pants

100% ring-spun cotton duck made with plied (double) yarns for extra durability.

Active Jackets, Thermal Lined—Attached thermal-lined hood with drawcord closure. 2 inside pockets, 2 large lower-front pockets, and rib-knit cuffs and waistband.

Firm-Hand Duck, Double Front Work Dungarees—Designed to sit at natural waist with full seat and thighs and long-wearing chap-style double front. Double knees with cleanout openings accommodate knee pads. Feature multiple tool and utility pockets, including 2 reinforced back pockets and a left-leg hammer loop.

►CHOOSE: Size	Inseam	►CHOOSE: Color	Item No.
Active Jackets, Thermal Lined			
2XL, L, M, S, XL	—	Black, Brown	D2508
3XL, 4XL, 5XL	—		D2509
2XL Tall, 3XL Tall, L Tall, XL Tall	—		D2512
Firm-Hand Duck, Double Front Work Dungarees			
32", 33", 34", 36", 38", 40", 42", 44", 46", 48", 50"	30"	Black, Brown	D2588
32", 34", 36", 38", 40", 42"	32"		D2589
32", 34", 36", 38"	36"		D2591
			D2592



**CORE Performance
Workwear™**

• 2 layer system: Base/Outer

Designed for optimal performance and comfort. Antimicrobial material wicks moisture away from body, dries quickly, and prevents odors. Lightweight fabrics stretch for complete range of movement without binding.

Base Layer—Offers compression and support in a close, comfortable fit for optimal moisture wicking performance.

Outer Layer—Provides a first layer of defense from the elements, keeping wind and water from penetrating the inner layers.

SIZING CHART		
Size	Shirts Chest Size	Pants Waist Size
M	38 to 41 in.	31 to 34 in.
L	41 to 44 in.	34 to 37 in.
XL	44 to 47 in.	37 to 40 in.
2XL	47 to 50 in.	40 to 44 in.
3XL	50 to 53 in.	44 to 48 in.

Description	►CHOOSE: Size	►CHOOSE: Color	Mfr. Model	Item No.
Base Layer				
Long-Sleeve Thermal Shirt	M, L, XL, 2XL, 3XL	Black	6435	D2357
Pants		Black	6480	D2358
Outer Layer				
Thermal Jacket	M, L, XL, 2XL, 3XL	Black	6465	D2365
Thermal Vest		Black	6463	D2366



Knit Cap
No. D2583
Bright Orange

Station Grip
Gloves

A.T.A.C. 6"
Men's Boot

carhartt **5.11** ALWAYS BE READY

Cold Weather Accessories

Headgear—Knit Cap No. D2583 is stretchable rib-knit for warmth and comfort.

• One size fits all

Gloves—Lined Praetorian 2 goatskin leather gloves feature Thinsulate™ C100 insulation and an elastic wrist. Washable Station Grip Gloves have a reinforced palm and fingers with padded knuckles. Knit back panel with 4-way stretch allows fabric to move with your hands.

Boots—Outsoles are oil- and slip-resistant to help prevent injury. A.T.A.C. 6" Men's Boots are constructed with waterproof full-grain leather, a puncture-resistant midsole, and composite safety toe. Pull-On Company CST Men's Boots have full-grain leather upper with a perforated neoprene ankle bootie.

►CHOOSE: Color	Brand	Item No.	
Hood, Polyester			
Brown	Carhartt	3MEJ3	
Knit Cap, Acrylic			
Black, Bright Lime, Bright Orange, Brown, Charcoal, Dark Brown, Dark Green, Gray, Navy Blue	Carhartt	D2583	
►CHOOSE: Size	Color	Brand	Item No.
Praetorian 2 Gloves			
S, M, L, XL, 2XL	Black	5.11 Tactical	H0268
Station Grip Gloves			
S, M, L, XL, 2XL	Black	5.11 Tactical	G9251
►CHOOSE: Size	Color	Brand	Item No.
A.T.A.C. 6" Men's Boots			
6-13	Black	5.11 Tactical	H0200
Company CST Men's Boots			
6-13	Black	5.11 Tactical	H0204



pool, spa & pond

Pool Lifts	204-205
Saunas	206
Pool Accessories	207-210
Pond & Fountain	211-214

FEATURED PRODUCTS



Chlorine Pool Tablets, 2-5 pH,
Treats up to 5000 gal./Tablet

ITEM # 36JT21

PAGE 210

Polyethylene Winter Pool Cover for
In-Ground Pool, 25'W x 49'L Overall Size

ITEM # 34CR57

PAGE 207

Steel Hi/Lo Pool Lift
with Armrests,
300-lb. Capacity

ITEM # 40L110

Available on

Grainger.com®





No. 11Z855

- 300-lb. lifting capacity
- Flip-up armrests
- Seat belt assembly
- Footrest
- 360° rotation
- Stainless steel anchor



No. 11Z872



Pool Lifts

These ADA-compliant lifts provide access to aquatic environments for both mobility-challenged individuals and seniors. Lifts feature true operational redundancy and can be operated from the control box and the handset. Hi/Lo models can be used for facilities that have both in-ground and above-ground spas and pools. Spa models are designed for above-ground pools and spas up to 48" above the pool deck. Include battery, charger, battery console, and waterproof control. Accessories and replacement parts available at Grainger.com®. Meet ADA Pool Accessibility requirements for commercial pools.

SPLASH! Series—Removable lifting system easily detaches from the stainless steel deck anchor. Extended Reach (ER) models are for use with pools and spas with unusual configurations that may require a longer reach.

aXs—Low-profile and attractive appearance make these lifts ideal for backyard pools. LiftLock stainless steel deck anchor ensures a smoother ride and allows easy removal of the lift.

Description	Rotation	Weight Cap.	L	W	Mfr. Model	Item No.
SPLASH! Series						
Aquatic Lift	359°	400 lb.	76"	20"	300-0000	11Z855
Aquatic Lift w/Armrests	359°	400 lb.	76"	25"	300-0005	11Z856
Hi/Lo	359°	400 lb.	66"	20"	350-0000	11Z858
Hi/Lo w/Armrests	359°	400 lb.	66"	25"	350-0005	11Z859
Spa	359°	400 lb.	64"	20"	375-0000	11Z860
Spa w/Armrests	359°	400 lb.	64"	25"	375-0005	11Z861
Extended Reach	359°	300 lb.	87"	20"	370-0000	11Z862
Extended Reach w/Armrests	359°	300 lb.	87"	25"	370-0005	11Z863
Aquatic Lift Kit, Cover and Caddie	359°	400 lb.	76"	20"	380-0000	11Z865
Aquatic Lift CA Package	359°	400 lb.	76"	25"	390-0000	11Z866
ER Kit, Cover, and Caddie	359°	300 lb.	87"	20"	370-2000	11Z868
ER CA Package	359°	300 lb.	87"	25"	390-2000	11Z869
ER Hi/Lo Lift	359°	300 lb.	103"	20"	385-0000	11Z870
ER Spa Lift	359°	300 lb.	87"	20"	395-0000	11Z871
aXs Lifts						
Lift	360°	300 lb.	73"	19"	AXS1000L	11Z872
Lift w/Armrests	360°	300 lb.	73"	25"	AXS1005L	11Z873

ADA Pool Accessibility Requirements

Passed on September 15, 2010, new legislation requires commercial swimming pools to provide individuals who have limited mobility a means by which they can access their pools. The ADA regulations stipulate that any pool with under 300 linear feet of pool wall must provide one such access point—either a pool lift or a sloped entry.

In addition, any pool that has more than 300 linear feet of pool wall must provide 2 means of access. The first of these access points must be either a pool lift or sloped entry; the second means can be any of the following: pool lift, sloped entry, transfer wall, transfer system, or accessible pool stairs. Go to ADA.gov for more details.



No. 40L115

No. 22YL15

No. 22YL17

No. 11Z848



Pool Lifts and Accessories

Lifts feature true operational redundancy and can be operated from the control box and the handset. Hi/Lo models can be used for facilities that have both in-ground and above-ground spas and pools. Spa models are designed for above-ground pools and spas up to 48" above the pool deck. Include battery, charger, battery console, and waterproof control. Accessories and replacement parts available at Grainger.com®. ADA-compliant and meet ADA Pool Accessibility requirements for commercial pools.

PAL2® (Portable Aquatic Lift) and PAL Series—Lifts are completely portable and free-standing. It can be conveniently stored when not in use. Powder-coated stainless steel and aluminum construction.

Description	Rotation	Weight Cap.	L	W	Mfr. Model	Item No.
PAL2® Series						
Pool Lift	240°	300 lb.	50"	40"	202-0000	40L115
Pool Lift w/Access Key	240°	400 lb.	50"	40"	202-0000K	40L116
Pool Lift w/Armrests	240°	400 lb.	50"	40"	202-0005	40L117
Pool Lift w/Armrests and Access Key	240°	400 lb.	50"	40"	202-0005K	40L118
PAL® Series						
Pool Lift	240°	300 lb.	96"	28"	200-0000	11Z848
Pool Lift w/Armrests	240°	300 lb.	96"	28"	200-0005	11Z849
Hi/Lo	240°	300 lb.	86"	28"	250-0000	11Z850
Hi/Lo w/Armrests	240°	300 lb.	86"	28"	250-0005	11Z851
Spa	240°	300 lb.	83"	28"	275-0000	11Z852
Pool Lift Kit w/Cover, and Spineboard Attachment	240°	300 lb.	96"	28"	280-0000	11Z853
Pool Lift CA Package	240°	300 lb.	96"	28"	290-0000	11Z854
Accessories						
PAL/PAL2/Splash Cover	—	—	18"	18"	920-5000	22YL11
Splash Series Mast Cover and Seat Saver Combo	—	—	18"	14"	970-1100	22YL14
Seat Saver Cover for all SR Smith Pool Lifts	—	—	18"	14"	970-0000	22YL15
Splash Series Mast Cover	—	—	18"	14"	940-1100	22YL16
LiftOperator Control Box Cover for all SR Smith Pool Lifts	—	—	6"	5"	910-1000	22YL17
LiftOperator Battery	—	—	10"	10"	1001495	40L122



No. 34CP78



No. 34CP73



No. 34CP75



No. 34CP88



Saunas

• CE, CETL, RoHS, ISO 9001 Certified

Radiant™ Saunas relieve stress and improve health in the comfort of your home. Settings are easy to control with interior and exterior LED panels. Floor vents and adjustable ceiling vents enable air circulation. Saunas include interior recessed lighting and built-in speakers with radio, CD player, and MP3 connection. Models for two or more people offer exterior lighting, oxygen ionizer, towel hooks, and rotating 7-color Chromotherapy system, which nurtures emotional balance and physical well-being.

Note: 1- and 2-person models include standard UL-approved plugs. Models for three or more people may require electrical modifications. Check local codes for requirements in your area.

People Served	Number of Heaters	Material	Exterior Depth	Exterior Height	Exterior Width	Amps	Watts	Item No.
Carbon Heater								
1 to 2	4	Hemlock Wood	35¼"	75"	35¾"	15	1170	34CP87
2	6	Hemlock Wood	39"	75"	49"	15	1725	34CP82
2	6	Canadian Red Cedar Wood	39½"	75"	47¼"	15	1770	34CP80
3	7	Canadian Red Cedar Wood	53"	75"	53"	20	1805	34CP78
3	7	Hemlock Wood	55"	75"	55"	20	1805	34CP77
4	9	Canadian Red Cedar Wood	40"	75"	71"	20	2220	34CP73
4	9	Hemlock Wood	46"	75"	72"	20	2220	34CP76
4	10	Hemlock Wood	59"	75"	59"	20	2270	34CP74
4	10	Canadian Red Cedar Wood	59"	75"	59"	20	2270	34CP75
6	10	Canadian Red Cedar Wood	59"	76"	75"	20	2700	34CP72
Ceramic Heater								
1	3	Hemlock Wood	35¼"	75"	35¾"	15	1050	34CP88
2	5	Hemlock Wood	39¼"	75"	47¼"	15	1600	34CP83



Pool Fences and Gates

• Meet ASTM F 2286-05 standards

Keep your pool safe from the unwanted intrusion of children, pets, and stray animals with these climb-resistant barriers. Modular fence sections, with a powder-coated finish, come in 12-ft. adjustable lengths. Flexible design for customizing around pool. Gates feature self-closing, self-latching stainless steel hardware.

	H	W	Item No.
Safety Fence			
	4 ft.	144"	34CR43
	5 ft.	144"	34CR30
Safety Fence Gate			
	4 ft.	30"	34CR13
	5 ft.	30"	34CR11



Gate and Door Alarm

• ETL and UL Listed

Protect your pool area from unauthorized entry with this gate and door alarm. Pass/reset button is easy to operate; 7-second delay allows pass-through without triggering alarm. Hardware can be mounted on wood, glass, or metal. 9V battery sold separately.



Sound Rating	H	W	L	Item No.
120dB	½"	1½"	4¼"	34CR87



No. 2ZTT1



No. 2ZTV8



Pool Drain Covers

Drain covers are essential for pool safety and mitigate the likelihood of a swimmer's hair, limbs, or clothing being entangled in a flat drain or grate.

Description	L (in.)	Item No.
Gutter Drain, For 2 1/2" x 4" Deck	—	2ZTT1
Flexible Gutter Drain Grating	36	2ZTV2
Floor Drain Pad	12	2ZTV8
Drain Cover	22	34CR61



Safety Cover



Winter Cover

No. 2FLK5



No. 11N742



Ring Buoys and Bag

30" Ring Buoys—Molded from high-impact linear, low-density polyethylene. Buoyancy: 32 lb. No. 2FLK5 has a replaceable encircling rope for easy grasping. No. 5UYA7 has high-visibility reflective tape and includes a UV-stabilized polypropylene rope. USCG Approved Type IV.

Ring Buoy Bag—High-visibility orange bag holds 90-ft. polypropylene rope.

Description	Brand	Mfr. Model	Item No.
Ring Buoy	Stearns	I030ORG	2FLK5
Ring Buoy	Mustang Survival	MRD030	5UYA7
Ring Buoy Rope Bag	Mustang Survival	MRD190	11N742



No. 2E946

Vulcan

Spa and Hot Tub Heaters

Contactor is required; sold separately on Grainger.com®.

Description	kW	Inlet Size/ Bushing Size	L*	Amps	Voltage	Mfr. Model	Item No.
Without Thermostat	6	1 1/4" NPT	20"	25.00	240	HTTR060US	2E946
With Thermostat	1.5/6.0	1 1/2" (F) NPT	11 1/2"	25.00	120/240	STX060U	2E947

* Length under bushing hex (element length).



Pool Covers

Winter covers are polyethylene. Safety covers are polypropylene.

Winter Covers for Above-Ground and In-Ground Pools—

These durable covers are secured by vinyl-coated cable and tightener held in place by ripproof metal grommets. UV protection withstands damage from sunlight. Heat-sealed seams provide extra protection for your pool, and black underside prevents algae growth. 4-ft. overlap ensures a proper fit.

Safety Covers for In-Ground Pools—

These mesh covers allow rain to seep through, while screening out leaves and other debris, so that no water collects on top. They have a break strength of over 4000 lb. and feature brass anchors and stainless steel springs. Installation tool and storage bag are included.

DARK NAVY BLUE

Overall Dia.	Pool Dia.	Item No.			
Winter Pool Covers					
<i>For Above Ground Pool - Round</i>					
16 ft.	12 ft.	34CT05			
19 ft.	15 ft.	34CR96			
22 ft.	18 ft.	34CR90			
25 ft.	21 ft.	34CR81			
28 ft.	24 ft.	34CR74			
32 ft.	28 ft.	34CR66			
34 ft.	30 ft.	34CR60			
Overall L	Overall W	Pool L	Pool W	BLUE Item No.	GREEN Item No.
Winter Pool Covers					
<i>For Above Ground Pool - Oval</i>					
24 ft.	16 ft.	20 ft.	12 ft.	34CR95	—
28 ft.	16 ft.	24 ft.	12 ft.	34CR93	—
29 ft.	20 ft.	25 ft.	16 ft.	34CR84	—
34 ft.	19 ft.	30 ft.	15 ft.	34CR79	—
36 ft.	20 ft.	32 ft.	16 ft.	34CR77	—
38 ft.	22 ft.	34 ft.	18 ft.	34CR73	—
45 ft.	25 ft.	41 ft.	21 ft.	34CR62	—
<i>For In-Ground Pool - Rectangular</i>					
25 ft.	17 ft.	20 ft.	12 ft.	34CR94	—
29 ft.	17 ft.	24 ft.	12 ft.	34CR89	—
29 ft.	21 ft.	24 ft.	16 ft.	34CR82	—
33 ft.	19 ft.	28 ft.	14 ft.	34CR80	—
37 ft.	21 ft.	32 ft.	16 ft.	34CR75	—
41 ft.	21 ft.	36 ft.	16 ft.	34CR71	—
41 ft.	23 ft.	36 ft.	18 ft.	34CR68	—
45 ft.	25 ft.	40 ft.	20 ft.	34CR63	—
49 ft.	25 ft.	44 ft.	20 ft.	34CR57	—
50 ft.	30 ft.	45 ft.	25 ft.	34CR49	—
55 ft.	35 ft.	50 ft.	30 ft.	34CR44	—
Safety Covers					
30 ft.	16 ft.	28 ft.	14 ft.	34CR09	34CR10
32 ft.	17 ft.	30 ft.	15 ft.	34CR07	34CR08
34 ft.	18 ft.	32 ft.	16 ft.	34CR05	34CR06
34 ft.	18 ft.	32 ft.	16 ft.	34CR01*	34CR02*
38 ft.	20 ft.	36 ft.	18 ft.	34CP98	34CP99
38 ft.	20 ft.	36 ft.	18 ft.	34CP94*	34CP95*
42 ft.	22 ft.	40 ft.	20 ft.	34CP96	34CP97

* Includes center step option.



No. 38W334

No. H3911

martex

Pool Towels

Front and back plied-loop ring-spun cotton yarns provide plushness and enhanced absorbency. Hems are lock-stitched and bar-tacked for longer life and less fraying. Solid color pool towels feature Stay Bright™ bleach-friendly, fade-resistant technology. Towels are 50% cotton polyester blend with 100% cotton loops.

L	W	►CHOOSE: Color	Item No.	Pkg. Qty.
50"	24"	White w/Blue Double Dobby	38W334	12
66"	30"	Dark Linen, Deep Sea, White, Deep Sea/White Stripe, Dark Linen/White Stripe	H3911	12



Pool Signs

Glow-in-the-dark photoluminescent surface will glow up to 10 hr. to alert swimmers to the location of a life buoy. Printed surface is protected with a UV-resistant overlamine film to keep sign from fading in the sun. Resist abrasions, moisture, and various chemicals and solvents.



Material	H	W	Item No.
Glow-In-The-Dark Self-Adhesive Polyester	6"	6"	6UPR3
Glow-In-The-Dark Plastic	6"	6"	6UPR4

Replacement Parts are available; call 1-800-GRAINGER (472-4643) or see Grainger.com®.




Pool Hamper Cart


• 3" polyolefin casters
Features collapsible 1" steel tubular powder-coated frame. Flame-retardant, heavy-duty vinyl bags are mildew-, UV-, and tear-resistant.



Volume Capacity	Load Cap.	L	W	H	Item No.
8.9 cu. ft.	150 lb.	26"	21"	36"	22E973



No. 34CR48



No. 34CR50



Pool Floats

Aqua Cell® foam will not chip, crack or fade in the sun. Soft, comfortable float is unaffected by pool chemicals; color permeates entire float.

Includes	L	W	Thickness	Weight Cap.	Item No.
Integral pillows at either end	48"	27"	1"	250 lb.	34CR50
Headrest	70"	25"	1¼"	300 lb.	34CR59
Headrest	72"	26"	1¼"	300 lb.	34CR48



No. 2ZTP6



No. 34CR51



GA GRAINGER APPROVED

Pool Ladders

Choose sturdy plastic or stainless steel ladders for easier access to pool. In-Ground stainless steel step hand rails feature a smaller dia. tube that allows easy and safe grip for smaller hands. 8-ft. Handrail Grip models are made of soft neoprene for a secure grip. Fit up to 1²⁹/₃₂" standard rails.

Description	Top to Bottom Rung (in.)	Item No.
Pool Ladders		
3 Plastic Steps, 31"H Handrail	31	2ZTP6
3 Stainless Steel Steps, 31"H Handrail	31	2ZTP7
4 Plastic Steps, 27½"H Handrail	44½	2ZTR7
4 Stainless Steel Steps, 27½"H Handrail	44½	2ZTR8
Handrails for In-Ground Pools		
48"H Handrail		34CR38
Handrail Grips		
4'L x 4"W x 1½" Dia.		34CR85
8'L x 4"W x 1½" Dia.		34CR69
10'L x 4"W x 1½" Dia.		34CR51



Robotic Pool Cleaners

Super Rover No. 34CR14 is fully automatic and features a linear jet motor for enhanced suction and fast cleaning times. Filtration system removes dirt, algae, bacteria, debris, and sand from pool floor. Cleans vinyl, gunite, and fiberglass pools. Simply plug No. 34CR03 in and press a button. Scrubs and vacuums pool while filtering water in just 2 hr. Unit can clean pool floor, steps, and walls up to 30" above the pool floor. Designed for residential pools up to 20 ft. x 40 ft. Turbo Cleaner No. 34CP89 cleans any pool up to 50 ft. fast. Automatically shuts off when finished. NeverStuck™ rollers prevent this model from getting stuck on main drains. Turbo RC Cleaner No. 34CP84 filters 5,000 gal. of water per hour and features a remote control for spot cleaning any pool up to 50 ft. Also includes NeverStuck™ feature. 20 micron fine filter replacement bag can be used when replacing the filter on cleaners no longer under warranty. Elastic band opening fits around existing plastic frame.



No. 34CR14



No. 34CP84

Description	Cord Length	Filter Performance	Voltage	Item No.
Floor Cleaner for In-Ground and Above-Ground Pools	40 ft.	4800 gph	48	34CR14
Semi-Wall & Floor Cleaner for In-Ground Pools	50 ft.	4500 gph	24	34CR03
Wall & Floor Cleaner for In-Ground Pools	60 ft.	5000 gph	24	34CP89
Wall & Floor Cleaner with Remote for In-Ground Pools	60 ft.	5000 gph	24	34CP84
Filter Bag	—	—	—	34CT01



No. 1A850



No. 2ZTX3



Pool Accessories

Essential pool cleaning tools help keep pool well-maintained. Timing/Control Panel has outdoor NEMA 3R steel enclosures with lock hasp. Contain 2 No. 2E353 timer mechanisms; wire together or independently. 16½" L x 10½" W x 4½" D.

Description	Brand	Item No.
Leaf Skimmer/Rake		
Hand Skimmer and Leaf Rake	GA	2ZTW1
Hand Skimmer	GA	2ZTW2
Leaf Rake	GA	2ZTW3
Telepole		
Aluminum Pole, Grip-LOCK, Rubber Handle, 7 ft. to 13 ft.	GA	2ZTW4
Vacuum Hoses		
Flexible Vacuum Hose, 1¼" x 18 ft.	Haviland	34CT03
Flexible Vacuum Hose, 1¼" x 24 ft.	Haviland	34CR99
Flexible Vacuum Hose, 1¼" x 36 ft.	Haviland	34CR92
Flexible Vacuum Hose, 1½" x 50 ft.	GA	2ZTX1
Pool Brushes		
Brush, Plastic, 18"L	GA	2ZTX3
Algae Brush, SS, 18"L	GA	2ZTY4
Vacuum Heads		
Vacuum, Plastic, 11"L	GA	2ZTY8
Pool Vacuum, Flexible, 19"L	GA	2ZTZ1
Swimming Pool Timer		
Timing/Control Panel	Intermatic	1A850



Swimming Pool Paints and Epoxy

Helps protect against fading, fungus, algae, abrasion, and alkalis.

Synthetic Rubber Paint—Low-sheen finish, and complies with all volatile emission standards outlined by the Ozone Transport Commission.

Acrylic Paint—Semigloss finish for exterior exposure.

Chlorinated Rubber Paint—Semi-gloss finish and is noncompliant. Can be used on concrete, gunnite, marcite, pools, and is suitable for fresh or salt water.

Epoxy Paint—Flat finish for exterior exposure. Includes base and activator.

Epoxy Stick—Hand-mixable, fast-setting epoxy is great for quick and permanent repairs to cracks in skimmers, drains and pool and spa fittings. Works well on ceramics, glass, metals, concrete, wood, and numerous plastics.

PAINT DRY TIME AND COVERAGE

Dry Time Recoat	24 hr.
Dry Time*	15 min.
Cure Time:	7 to 14 days
Coverage- Chlorinated Rubber:	250 to 300 sq. ft./gal.
Coverage- Synthetic Rubber:	400 to 500 sq. ft./gal.
Coverage- VOC Chlorinated Rubber:	<570g/L
Coverage- VOC Synthetic Rubber:	<340g/L
Application Temp.:	50° to 100°F

* Based at 77°F and 50% relative humidity.

Description	Size	Brand	Item No.
Paint			
Synthetic Rubber, White	1 gal.	INSL-X by Benjamin Moore	6GWC7
Acrylic, Choose: White, Marlin Blue, Aqua, Black	1 gal.	Rust-Oleum	H7202
Chlorinated Rubber, Ocean Blue	5 gal.	INSL-X by Benjamin Moore	6GWA4
Epoxy, Choose: White, Marlin Blue, or Black	2 gal.	Rust-Oleum	H7201
Epoxy Stick			
7", Off White	4 oz.	Pc-Pool Epoxy	25F536

Pool Care Troubleshooting Guide



Skin and Eye Irritation—Caused by improper pH levels of the water in your pool or spa, especially a pH level of below 7. Test the water pH level; adjust as needed to maintain the proper pH range of 7.2 to 7.6. Shock to destroy any contaminants.



Algae Problems—Test and adjust your pool or spa water pH level to 7.4. If you are seeing the beginning of algae growth, shock the water. Wait 24 hr. after shock and then use an algicide.



Cloudy Water—Check the filter system and pump to make sure they are operating effectively. Check the filter for holes that are letting fine particulars pass through. Make sure you are running the filter long enough to clean your pool. Test water for total alkalinity and pH and adjust as needed. Check the chlorine level and check for the presence of dead algae. Shock the water. Use a clarifier for small particles that the filter does not catch.



Step 1
Balance
No. 36JT16



Step 2
Chlorinate
No. 36JT22



Step 3
Shock
No. 36JT25



Pool Chemicals

Step 1 Balance—Balancing your pool water ensures that it has an optimal pH level, including total alkalinity and mineral content levels.

Step 2 Chlorinate—Chlorinating your pool water properly sanitizes it, killing harmful bacteria and aiding in the control of algae.

Step 3 Shock—Shocking your pool water destroys contaminants and is an essential part of the pool care program. Contaminants get in the pool water constantly, via swimmers and the environment. Shocking keeps the water clean and sparkling and stops problems before they become noticeable and costly, helping the water stay clear.

Remedy—Algaecides stay active in your pool water, with minimal loss of effectiveness due to water temperature, sunlight or swimming use. Clarifiers are used from time to time when your pool water needs products to clarify and help filtration of fine particles. For instance, if dead algae is present too much calcium or metals can build up in your water.

Description	pH Range	Size	Brand	Item No.	Pkg. Qty.
Step 3 Shock					
Granular Shock	4 to 5	1 lb.	Pool Essentials	36JT35	36
Granular Shock	6 to 8	1 lb.	Clorox Pool & Spa	36JT24	30
Granular Shock	6 to 8	1 lb.	Clorox Pool & Spa	36JT25	30
Remedy					
Scaletec Plus EZ Care	0 to 1	64 oz.	Kem Tek	20KR75	8
Liquid Algaecide	6 to 9	32 oz.	Clorox Pool & Spa	36JT26	1
Liquid Algaecide	6 to 9	40 oz.	Clorox Pool & Spa	36JT27	1
Granular Filter Aid	—	24 lb.	Clorox Pool & Spa	36JT28	1
Liquid Clarifier	6 to 9	32 oz.	Clorox Pool & Spa	36JT29	1
Granular Salt Pool	1 to 3	8 lb.	Clorox Pool & Spa	36JT30	1
Granular Salt Pool	5 to 7	5.5 lb.	Clorox Pool & Spa	36JT31	1
Liquid Salt Pool	6 to 9	32 oz.	Clorox Pool & Spa	36JT32	1
Reagents, Test Strips Water Testing	—	—	Clorox Pool & Spa	36JT33	1
Tablet Bromine	6 to 8	—	Clorox Spa	36JT34	1

Description	pH Range	Size	Brand	Item No.	Pkg. Qty.
Step 1 Balance					
Granular pH Adjuster	1 to 3	5 lb.	Clorox Pool & Spa	36JT16	1
Granular pH Adjuster	5 to 7	4 lb.	Clorox Pool & Spa	36JT17	1
Granular Calcium Hardness Increaser	—	5 lb.	Clorox Pool & Spa	36JT18	1
Granular pH Adjuster	8 to 9	5 lb.	Clorox Pool & Spa	36JT19	1
Granular pH Adjuster	9 to 10	4 lb.	Clorox Pool & Spa	36JT15	1
Liquid pH Adjuster	Less Than 0	1 gal.	Kem Tek	34TG60	84
Step 2 Chlorinate					
Liquid Liquid Chlorine	10 to 12	1 gal.	Kem Tek	20KR64	72
Tablet Chlorine	2 to 5	3.75 lb.	Clorox Pool & Spa	36JT20	1
Tablet Chlorine	2 to 5	35 lb.	Clorox Pool & Spa	36JT21	1
Tablet Chlorine	3 to 5	35 lb.	Clorox Pool & Spa	36JT22	1
Granular Chlorine	6 to 8	40 lb.	Clorox Pool & Spa	36JT23	1



KOENDERS WATER SOLUTIONS INC. Pond Conditioner

Keep your pond in optimal health with this organic conditioner, comprised of beneficial bacteria, plant extracts, enzyme blends, and natural food-grade dyes. Along with creating clearer ponds, it also improves water quality for fish and helps to increase livestock weight gain. The bacteria and enzymes feed on excess nutrients, such as fish droppings, runoff, pond sludge, and phosphates. The food dye provides shade and slows the effects of sunlight. This conditioner is not a pesticide and it doesn't kill living matter.

The fall/winter conditioner, to be used before the winter freeze, is formulated with a preservative that adds to the longevity and productivity of the bacteria and enzymes, enabling the microbes to continue consuming debris, runoff, and decaying matter. It provides a healthy habitat for all living things throughout the winter months, and it reduces foul odors and off-gassing in the spring.

Size	Coverage Area	Dosage	pH Range	SPRING/ SUMMER Item No.	FALL/ WINTER Item No.
1 qt.	1/16 Acre ft.	1/16 Acre	5 to 8	34DC39	34DC40
1 gal.	1/4 Acre ft.	1/4 Acre	5 to 8	34DC41	34DC42
5 gal.	1 1/4 Acre ft.	1 1/4 Acre	5 to 8	34DC43	34DC44



1-Phase Face-Mount Open Dripproof Pool Pump Motor

- **Insulation: Class B**
- **Thermal protection: auto**
- **Bearings: ball**
- **Rotation: CCWSE**
- **Motor: PSC**

Motor is equivalent replacement for most popular pool and spa pump manufacturers' pumps. Sealed switch design prevents water infiltration. Moisture/heat-resistant bearing lubricant. 56J frame shaft: 303 stainless steel, 7/16-20 UNF-2A RH threaded 1 1/16" from end. UL Recognized and CSA Certified.

Note: Must equal or exceed service factor and HP for proper replacement.



HP	Nameplate RPM	Voltage	Full Load Amps	Service Factor	Efficiency Group	Flange Material	Ambient Temp.	Mfr. Model	Item No.
1	3450	115/230	12.0/6.0	1.0	Standard	Aluminum	50°C	B228SE	5PB81



Submersible Swimming Pool Cover Pumps

Automatic—Float engages pump in about 2" of water. Includes 3/4" MNGT garden hose adapter. 25-ft. power cord. 115V, 2.2A.

Computerized—Heavy-duty, compact pump has no floats or switches; runs an automatic test cycle every 2 1/2 min. Can run dry. If 1" or more of water is detected, pump draws down to 3/4" and returns to test cycle. Model includes 3-conductor, oil-resistant cord with 3-prong grounded plug, garden hose adapter, and 90° elbow/pipe adapters for 1" NPT. Use only with nonflammable liquids compatible with pump component materials and in nonflammable/nonexplosive atmospheres.

No. 4RU62



No. 3P994

Operation	HP	Discharge Port (in.)	GPH of Water @ Total Ft. Head		Max. Head (ft.)	Brand	Mfr. Model	Item No.
			1	5				
Automatic	1/3	1 FNPT/G.H.	1700	1500	21.5	Little Giant	APCP-1700	4RU62
Computerized	1/4	1 1/8 O.D./G.H.	1700	1250	15	Rule	A53S24-GRA	3P994



2-Speed In-Ground Pool Pump

Energy-efficient pump installs easily with a quick-connect union and quietly moves large amounts of water. Low-maintenance with an extra-large capacity trap with see-through lid.



HP	Inlet/Outlet NPTF (in.)	GPM @ Head (ft.)			Max. Head (ft.)	NEMA/IEC Frame	Amps	Item No.
		Max.	Best	Min.				
1 1/2	2	35	40	20	60	48Y	7.6	29AU43



Commercial Swimming Pool Pumps

- **Self-prime to 20 ft.**
- **Max. liquid temp.: 225°F**
- **ODP motor enclosure**
- **NSF 50 Certified**

Cast-iron pumps have a multivane diffuser, enclosed cast-iron impeller, built-in oversize suction trap, and extra-large strainer basket with easy-access lid. Pull-out back. Use for pressure-type sand, cartridge, or diatomaceous earth filter systems on larger commercial pools, or for water feature, fountain, and other waterpark nonfiltration applications.



No. 4HHJ2

HP	Inlet/Outlet NPTF (in.)	Max.	GPM @ Head (ft.)			Max. Head (ft.)	SINGLE-PHASE 230 VOLTS			3-PHASE 200-230/460 VOLTS		
			Best	Min.	Max.		NEMA/IEC Frame	Amps	Item No.	NEMA/IEC Frame	Amps	Item No.
5	4 x 3	325 @ 22	200 @ 63	40 @ 95	98	184JM	28	4HHJ2	182JM	17.5-15.2/7.6	4HHJ3	
7 1/2	4 x 3	400 @ 37	300 @ 65	75 @ 100	107	184JM	40	4HHJ4	184JM	25.3-22/11	4HHJ5	
10	6 x 4	675 @ 30	401 @ 68	50 @ 85	86	215JP	50	4HHJ6	215JP	32.2-28/14	4HHJ7	
15	6 x 4	699 @ 42	526 @ 78	50 @ 110	110	—	—	—	254JP	48.3-42/21	4HHJ8	
20	6 x 4	800 @ 70	500 @ 107	128 @ 125	130	—	—	—	256JP	62.1-54/27	4HHJ9	



No. 4NA17



Adjustable Peristaltic Metering Pumps

- Self-priming to 25 ft.
- Reproducibility: ±2%
- 1/30-HP motor; 120V
- Max. viscosity: 1500 cps

Maintain their prime, even with gaseous solutions. Wet-end materials include Santoprene™, PVC, and polyethylene. Turn-down ratio: 20:1. Include injection check valve. UL Listed, CSA Certified, NSF-61 Approved.

Adjustable Single Head—Feed rate control adjusts from 5 to 100%. Snap-fit components permit easy disassembly and service. NSF-50 Approved.

Variable Speed Single Head—Use 4-button keypad to control output from 5 to 100%; large LED.

Max. Flow (gpd)	Max. Pressure (psi)	ADJUSTABLE SINGLE HEAD		VARIABLE SPEED SINGLE HEAD	
		Mfr. Model	Item No.	Mfr. Model	Item No.
5	100	85MJH1A1STG1	4NA11	SVP1H1A1S2G1	4NA17
17	100	85MJH2A1STG1	4NA12	SVP1H2A1S2G1	4NA18
40	100	85MJH7A1STG1	4NA13	SVP1H7A1S2G1	4NA19
50	25	45MJL5A1STG1	4NA14	—	—
85	25	85MJL5A1STG1	4NA15	SVP4L5A1S2G1	4NA24 *

* 4-20mA input.



No. 2P305



Multipurpose Peristaltic Metering Pumps

- Self-priming to 15 ft.
- 120VAC
- Max. pressure: 25 psi
- Max. viscosity: 15,000 cps

Nonclogging, valveless pumps are chemical- and corrosion-resistant; compatible with liquid chlorine, weak acids, detergents,

polymers, and wetting agents. Polycarbonate housing with quick-release heads and PVC injection fitting and strainer.

No. 2P304—For general-purpose applications. Output controlled by variable speed gearmotor.

No. 2P305—For high-output pool/spa applications. Current interrupter controls timed pump output.

Max. Flow (gpd)	Mfr. Model	Item No.
20	VSP	2P304
60	D50	2P305

PULSAFEEDER® PULSAtron® Adjustable Diaphragm Pumps

- Self-priming to 4 ft.
- 115VAC
- Max. viscosity: 1000 cps

Pumps have double ball check valve systems and a leak-free, seal-less, liquid end. Wetted materials include: PTFE-faced diaphragm; polypropylene valves and fittings; ceramic balls; PTFE seals and O-rings. With foot valve/strainer assembly, backpressure injection valve assembly, bleed valve, 4-ft. suction tubing, and 8-ft. discharge tubing. Turn-down ratio: 100:1.

Note: Nos. 4UP25 to 4UP28 and 4UP30 have 3/8" O.D. tubing, Nos. 4UP29, 4UP31 and 4UP32 have 1/2" O.D. tubing.



No. 4UP27

Max. Flow (gpd)	Max. Pressure (psi)	Mfr. Model	Item No.
6	150	LB02SA-PTC1-G19	4UP25
12	150	LB03SA-PTC1-G19	4UP26
30	100	LB64SA-PTC1-G19	4UP27
44	100	LPE4SA-PTC1	4UP28



Pond Fountain Pump System

Operates in a minimum of 5 ft. of water and draws water from below the pond surface; a 6" PVC screen filters mosquitoes, algae, and other vegetation to improve aeration and extend motor life. All parts are plastic and stainless steel for maximum corrosion resistance. Features a lockable, rainproof control center with internally mounted ground fault interrupter, adjustable 24-hr. timer, heat shrink splice kit for the motor cable, and 100 ft. of electrical cable. Also includes foam-filled flotation system and 3 nozzles for different fountain patterns. Preassembled for simple installation.

HP	Voltage	Full Load Amps	Sky Cannon Spray Height (ft.) @ GPH	Water Lily Spray Height (ft.) @ GPH	Trumpet Spray Height (ft.) @ GPH	L (in.)	H (in.)	Item No.



No. 13T388



No. 13T393



No. 13T392



Pond Decorative Fountain Systems

Submerged pumps have top water intake that draws water into fountain housing and pushes water past deflector nozzle and into the air. Single propeller and deflector nozzle design allows greater water flow and helps reduce clogging. Suitable for fresh or saltwater applications. Include 5 nozzle spray patterns, rain proof control

center with 15A GFCCI Breaker, 24-hr adjustable timer, and photo cell control for optional fountain lighting system. For optional fountain lighting system go to Grainger.com® and search for "fountain lighting system." CSA Certified and UL Listed.

HP	Voltage	Full Load Amps	Full Load Watts	Cord Length (ft.)	Inlet Type	Max. Spray Height (ft.)	Mfr. Model	Item No.
3/4	120V	6.5	702	50	Screen/ Flooded	7	3400JF050	13T388
3/4	120V	6.5	702	100	Screen/ Flooded	7	3400JF100	13T389
1	120V	11	1188	100	Screen/ Flooded	10	4400JF100	13T390
1	240V	5.5	1188	100	Screen/ Flooded	10	4400HJF100	13T391
2	240V	10	2160	100	Screen/ Flooded	22	8400JF100	13T392
2	240V	10	2160	150	Screen/ Flooded	22	8400JF150	13T393
2	240V	10	2160	200	Screen/ Flooded	22	8400JF200	13T394
3	240V	13.4	2894	100	Screen/ Flooded	24	3.1JF100	13T395
3	240V	13.4	2894	150	Screen/ Flooded	24	3.1JF150	13T396
3	240V	13.4	2894	200	Screen/ Flooded	24	3.1JF200	13T397
5	240V	20	4320	100	Screen/ Flooded	26	5.1JF100	13T398
5	240V	20	4320	150	Screen/ Flooded	26	5.1JF150	13T399
5	240V	20	4320	200	Screen/ Flooded	26	5.1JF200	13T401



No. 34DC46



Windmills and Accessories

These windmills are engineered for efficient operation in low and high winds. They're suitable for up to 2 acre ponds and can be located up to 1000 ft. from the water source. The pivot tube eliminates ice build-up, and the cross brace reinforcement provides added strength to the tower while discouraging climbing. Double-diaphragm models pump twice as much air as the single-diaphragm system.

Aeration System No. 34DC45 helps to maintain the health and cleanliness of small ponds. It's ideal for ponds less than 50 ft. in diameter and less than 5 ft. deep. Freeze Control System No. 34DC38 is for use in colder climates, to keep the air moving through the airline to the diffusers. Airstone Diffuser No. 34DC37 includes a foot valve and increases the aeration effect by up to 800%. Air Line No. 34DC35 is weighted to sink to the bottom of your pond, so it won't float on the surface or crack the ice in winter. Pivot Hinges No. 34DC34 make it easy to raise or lower your windmill and allow for 360° movement of the windmill head. Hinges attach to 2 of the tower legs, allowing the tower to remain anchored during raising and lowering.

Description	Item No.
Windmills	
16 ft. Single Diaphragm System	34DC48
16 ft. Double Diaphragm System	34DC47
20 ft. Double Diaphragm System	34DC46
Aeration System	
1.5 CFM @ 5 ft.	34DC45
Freeze Control System	
For Use with No. 34DC46	34DC38
Airstone Diffuser	
144 sq-in. Active Surface Area, Req. 1.0 to 5.0 SCFM	34DC37
Air Lines	
Polytubing, 3/8" x 100 ft., 0 to 100°F	34DC36
Weighted, 3/8" x 50 ft., -10° to 130°F	34DC35
Pivot Hinge	
90° Pivot, 4"H x 4"W	34DC34



property management

Conference Center	216-217
Furniture	218-223
Office Products	224-225
Lighting	226-251
Power Supplies	252-256
Test Instruments	257-260
Hand Tools	261-263
Power Tools	264-265
Flooring & Ceilings	266-268
Paint	269-275
Maintenance	276-279
Hardware	280-283
Controls	284-285
Plumbing	286-305
HVAC	306-322
Outdoor Furniture & Equipment	323-329
Outdoor Maintenance	330-345
Waste Containers	346-349
Pest Control	350-354


FEATURED PRODUCTS



Restoration Portable
Dehumidifier, 115V, 60 Hz,
6.4A, 227 cfm, 1 Speed

ITEM # 4AYF4

PAGE 374



LED Lamp, T8 Lamp Shape, Linear Lamp Type,
Non-Dimmable, Indoor, 4000K Color Temp.,
Cool White Light Color

ITEM # 49H101

PAGE 235

Interior Latex Paint, Airy
White, Eggshell Finish

ITEM # 45PZ93

**PAGE
274**



Heavy-Duty
Duplex Charger
Receptacle

ITEM # 39E877

Available on

Grainger.com®





- Lapel microphone lets presenters roam
- Speaker(s) are built in



No. 4CVN2



No. 4CVP9



Amplified Lecterns

Lecterns help make sure your message gets across loud and clear.

Tabletop—Laminate table reaches audiences of up to 1000 in a room up to 10,000 sq. ft. Wired units include handheld microphone with 15-ft. cord. Wireless lecterns have a built-in receiver, lapel microphone, and transmitter.

Adjustable-Height Base—Wireless lecterns have hidden casters for easy transport. Laminate construction, 2 built-in speakers. Reach audiences of up to 1500 in a room up to 15,000 sq. ft.

► CHOOSE: Color	H	W	D	Item No.
Tabletop				
<i>Wired</i>				
Walnut, Medium Oak	14"	24"	20"	E4278
<i>Wireless</i>				
Medium Oak	14"	24"	5"	4CVN2
Walnut	14"	24"	5"	4CVN4
Walnut, Medium Oak	14"	24"	20"	E4279
Adjustable-Height Base				
Medium Oak	39 to 45"	20¾"	16½"	4CVR2
Mahogany	39 to 45"	20¾"	16½"	4CVP9



No. 5GDV2



No. 30F139



No. 30F151



Lecterns

Stylish and sturdy lecterns ensure that you are the center of attention. No. 5GDV2 is a full-height wood lectern with a sloped reading surface and a molded paper stop. Inner shelf provides hidden storage space. No. 30F139 clear acrylic lectern has a contemporary design with 2 aluminum posts. No. 30F151 modern lectern has black aluminum posts and base with a curved front wood-veneer panel. Hidden shelf for storing water or supplies.

Color	H	W	D	Item No.
Lecterns				
Mahogany	46½"	26"	16"	5GDV2
Clear Acrylic	47"	27"	16"	30F139
Sippling Seattle Java	48¾"	27"	17½"	30F151
Lectern Protective Cover				
Brown	45"	27½"	25"	30F090



No. 5GDV7



Adjustable Lectern Stands

Height adjusts to suit each speaker. Sloped reading platform has a molded paper stop. Black steel base has 4 support legs with floor levelers.

Color	H	W	D	Item No.
Oak	30 to 44"	20"	16"	5GDV7
Mahogany	30 to 44"	20"	16"	5GDV8

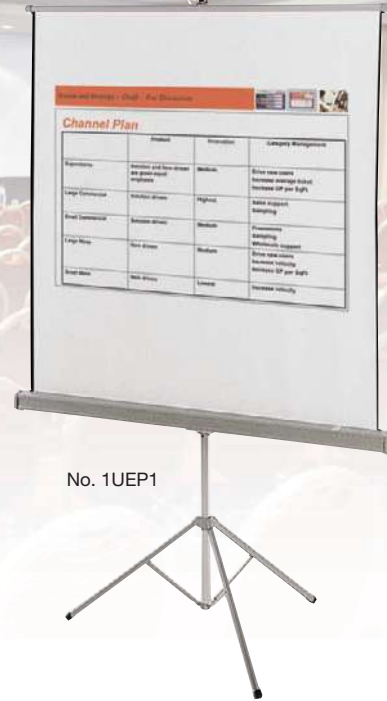


Projection Screens

White matte projection screens provide excellent image resolution and accurate color reproduction.

Wall/Ceiling—Wall-mount and stable ceiling suspension ensure easy, secure installation. Heavy-duty springs keep retraction tension consistent over time. Optional bracket extends screen 6" from wall or ceiling for easier operation.

Tripod—Durable, lightweight screen comes with a steel protective case. Rolling springs help ensure a properly tensioned viewing surface. Keystone correction system provides clear, distortion-free images.



Description	Screen Size	Item No.
Wall/Ceiling Projection Screen	60 x 60"	1UEN9
Wall/Ceiling Projection Screen	70 x 70"	1UEN8
Wall/Ceiling Projection Screen	84 x 84"	1UEN7
Tripod Projection Screen	60 x 60"	1UEP1
Portable Tripod Projection Screen	70 x 70"	30P074
Wall Mount Bracket, Pkg. of 2	—	1UEN6



Microphones

Handheld Microphone comes with batteries and 20-ft. XLR mic cables. Gooseneck Microphone features push-to-talk switch, 500-ohm impedance, and mounting base. Lapel UHF Microphone has up to 700 preprogrammed frequencies and provides interference-free communication for roaming in excess of 150 ft.



Description	Connector Type	Mfr. Model	Item No.
Handheld Microphone	XLR Male Connector	MCHH100A	2KJR6
Gooseneck Microphone	5-Wire	MGS1	3ZJE7
Lapel UHF Microphone	—	MUHFLP	5KZG6



Laser Pointers

These pointers direct your audience's attention to where it needs to be. Avoid direct eye exposure.

Wireless Presentation Remotes With Laser Pointer—Features slideshow navigation buttons for backward, forward, and hide. Windows®/Macintosh® compatible, no setup required.



Material	Beam Color	Std.	Includes	Brand	Item No.
Laser Pointers					
Plastic	Red	Class 3A	(2) AAA Batteries	Quartet	1UEP2
Aluminum	Red	Class 3A	(2) AAA Batteries	Quartet	1UEP3
Wireless Presentation Remotes w/Laser Pointer					
Plastic	Red	Class 2	(2) AAA Batteries	Kensington	1UEE5
Plastic	Green	—	2 GB Memory Card and (2) AAA Batteries, Carrying Case	Kensington	23M140
Plastic	Green	—	USB Receiver and (2) AAA Batteries	Quartet	30P076



No. 14Z842



No. 14Z845



Chair
No. 14Z850



Sofa, No. 14Z848

basyx
by HON

Reception Furniture

- Weight capacity: 250 lb.
- Black color

Guest Chairs With Arms—These stylish chairs feature a soft, leather back and cushioned seat. Arch arm rests provide additional support and comfort.

Leather Sofas and Club Chair—Soft leather cushioned seats provide an attractive, comfortable place to sit and relax.

Description	Seat Width	Seat Depth	Back Width	Back Height	Cushion Thickness	MOHOGANY		BOURBON CHERRY	
						Mfr. Model	Item No.	Mfr. Model	Item No.
Guest Chair									
Wood Frame	22"	18¼"	18½"	15¼"	3"	BSXVL853NSP11	14Z842	BSXVL853HSP11	14Z843
Wood Frame	20"	17"	20"	13"	3"	BSXVL852NST11	14Z844	BSXVL852HST11	14Z845
Loveseat									
	W	D		H		Cushion Thickness		Mfr. Model	Item No.
	53½"	28¾"		32"		4¾"		BSXVL872ST11	14Z849
Sofa									
	73"	28¾"		32"		4¾"		BSXVL873ST11	14Z848
Reception Chair									
	33"	28¾"		32"		4¾"		BSXVL871ST11	14Z850



No. 5YGC8 in Mahogany Pot



No. 5YGD2



Artificial Plants

Life-like silk plants and trees feature high-quality foliage and trunks. Easy to maintain. Branches can be easily arranged to suit personal taste.

Description	H	Item No.
Silk Plants in Decorative Pot		
Ivy Plant	7"	5YGD2
Silk Trees (Pots Sold Separately)		
Bamboo Tree	6 ft.	5YGC8
Areca Palm Tree	6 ft.	5YGC9
Fiberglass Pots, 16" dia.		
Mahogany	14"	5YGD0
Ash	14"	5YGD1



No. 5YGD0



No. 5YGD1



Fiberglass Planters

Stylish planters decorate any building environment whether it's traditional or contemporary decor. Artificial trees and plants sold separately.

Color	H	Overall Dia.	Item No.
Mahogany	14"	16"	5YGD0
Ash	14"	16"	5YGD1



REGENCY
YOUR COMPLETE OFFICE SOLUTION

Legacy Series Office and Conference Room Furniture

Constructed with thermal-fused laminate with 3mm edge.

Shape	Seats	Dia.	L	W	H	►CHOOSE: Tabletop Finish	Item No.
Conference Table							
Race Track	4 to 6	—	6 ft.	35"	30"	Cherry, Mahogany	G4764
Race Track	6 to 8	—	8 ft.	43"	30"		G4765
Race Track	10 to 12	—	10 ft.	47"	30"		G4766
Race Track	12 to 14	—	12 ft.	52"	30"		G4767
Race Track	14 to 16	—	16 ft.	52"	30"		G4768
Race Track	18 to 20	—	20 ft.	52"	30"		G4769
Race Track	22 to 24	—	24 ft.	52"	30"		G4770
Round	4	42"	—	—	30"		G4762
Round	4 to 5	48"	—	—	30"		G4763

Conference Table Extension							
Race Track	2 to 4	—	48"	52"	30"	Cherry, Mahogany	G4771

D	W	H	►CHOOSE: Color	Item No.
Conference Room Dry Erase Cabinet				
5"	47"	47"	Cherry, Mahogany	G4772
Floor Lectern				
18"	24"	44"	Cherry, Mahogany	G8804
Storage Buffet				
24"	72"	36"	Cherry, Mahogany	G4783
Tabletop Lectern				
18"	20"	13"	Cherry, Mahogany	G8803




Alera® Break Room Cabinets

Commercial-quality cabinetry designed for break rooms, office kitchens, and cafe areas. Nonporous, thermofused 3/4"-thick melamine laminate is easy to clean and damage resistant. Color matched interiors and exteriors. Rigid dowel pin construction increases vertical and horizontal stability. Concealed hinge system allows doors to open 120° for easy access.

Base Cabinets—Durable laminate countertops with impact-resistant edges.

Adjustable shelves support up to 100 lb. with antitip locking tabs. Adjustable levelers for uneven floors. Full four-sided construction with removable front and laminated bottom. Nos. 33HE64, 33HE65, and 33HE66 feature deadbolt locking system.

Wall Cabinet—Adjustable shelf supports up to 75 lb. with antitip locking tabs. Deadbolt lock for maximum security.



Overall Height	Overall Width	Overall Depth	No. of Doors	No. of Shelves	No. of Drawers	CHERRY/GRANITE NEBULA Item No.	ESPRESSO/WHITE Item No.	GRAY/GRANITE NEBULA Item No.
Breakroom Base Cabinet								
40"	36"	24 3/4"	2	1	1	33HE64	33HE65	33HE66
40"	36"	24 3/4"	1	1	4	33HE67	33HE68	33HE69
Breakroom Base Cabinet with Flipper Doors								
40"	36"	24 3/4"	4	0	0	33HE70	33HE71	33HE72
Overall Height	Overall Width	Overall Depth	No. of Doors	No. of Shelves		CHERRY Item No.	ESPRESSO Item No.	GRAY Item No.
Breakroom Wall Base Cabinet								
29 3/4"	36"	14 3/16"	2	1		33HE73	33HE74	33HE75





No. 13F568



No. 13F563

•Combine tables to create a custom workstation



**Flipper Series
Mobile Tables**

Portable flip top tables convert easily into a multipurpose workstation. Constructed with durable PVC surface with black powder-coated steel frame.



•Tops flip up for convenient storage

Shape	W	L	H	TEAK Item No.	MAHOGANY Item No.
Half Round	48"	24"	29½"	9FTV5	13F568
Rectangle	36"	24"	29½"	13F563	13F565
Rectangle	60"	24"	29½"	13F564	13F566
Rectangle	72"	24"	29½"	8PRF2	13F567



No. 13E924



No. 13E925



No. 13E932



No. 13E940



Mobile Chairs

- Swivel/tilt mechanism
- Adjustable tilt tension
- Pneumatic seat height adjustment

Seat Material	Color	Seat		Back		Cushion Thickness	Weight Cap.	Brand	Mfr. Model	Item No.
		W	D	W	H					
Managers Chair										
Padded Fixed Arms, Fabric Upholstery	Black	20½"	17"	20½"	24"	3"	250 lb.	basyx by HON	BSXVL601VA10	13E923
Padded Fixed Arms, Fabric Upholstery	Navy	20½"	17"	20½"	24"	3"	250 lb.	basyx by HON	BSXVL601VA90	13E924
Padded Fixed Arms, Fabric Upholstery	Burgundy	20½"	17"	20½"	24"	3"	250 lb.	basyx by HON	BSXVL601VA62	13E925
Padded Fixed Arms, Fabric Upholstery	Charcoal	20½"	17"	20½"	24"	3"	250 lb.	basyx by HON	BSXVL601VA19	13E926
Executive Chair										
Adjustable Height Arms, Fabric Upholstery, Mesh Back	Black	21½"	18"	18¾"	23"	3"	250 lb.	basyx by HON	BSXVL531MM10	13E932
Desk Chair										
Fabric Upholstery	Black	18½"	18¾"	17¼"	18¾"	2½"	250 lb.	HON	HON5701GA10T	13E940
Fabric Upholstery	Navy	18½"	18¾"	17¼"	18¾"	2½"	250 lb.	HON	HON5701GA90T	13E941



No. 4NHN2



No. 4GE26



Polypropylene Folding Tables

High-density, scratch- and dent-resistant white polypropylene surface. Sturdy upper crossbar and steel tube legs.

Shape	Dia.	W	L	H	Item No.
Round	48"	—	—	30"	4NHN2
Round	60"	—	—	30"	4NHN3
Round	71"	—	—	30"	4NHN4
Rectangle	—	60"	60"	30"	4GE25
Rectangle	—	72"	72"	30"	4GE26
Rectangle	—	96"	96"	30"	4GE27



Laminate Folding Tables

• **Load rating: 1500 lb.**

18-ga. tubular steel legs have positive-lock hinges for firm support. 3/4"-thick plastic laminate finish and black vinyl bullnose edge. Plastic foot caps.

Shape	Dia.	W	D	H	Item No.
Round	60"	—	—	30"	1RL28
Rectangle	—	60"	30"	30"	3W453
Rectangle	—	72"	30"	30"	3W110
Rectangle	—	72"	36"	30"	3W334
Rectangle	—	96"	30"	30"	3W111
Rectangle	—	96"	36"	30"	3W113



No. 1RL28



No. 3W453



ABS Plastic Folding Tables

• **Load rating: 200 lb.**

40% lighter than laminate tables. Internal honeycomb and aluminum support structure provides superior strength versus blow-molded tables.

Shape	Dia.	W	D	H	SAND/BLACK Item No.	GRAY/BLACK Item No.
Round	60"	—	—	30"	4XV73	4XV72
Rectangle	—	72"	30"	30"	4XV69	4XV68
Rectangle	—	96"	30"	30"	4XV71	4XV70



No. 4XV72



Upholstered Stacking Chairs

►CHOOSE: Color	W	D	H	Item No.
Steel Frame, Fabric Seat				
Burgundy	17½"	21"	33½"	5VXY9
Blue	17½"	21"	33½"	5VXZ0
Chrome Steel Frame, 1" Vinyl Cushion				
Black, Burgundy	19½"	22⅞"	33"	F1198
Chrome Steel Frame, 1" Vinyl Cushion, Armrests				
Black	21"	22⅞"	33"	F1201
Chrome Steel Frame, 1" Fabric Cushion, Armrests				
Gray	21"	22⅞"	33"	F1200
Steel Frame, Vinyl Seat, Armrests, Casters				
Black/Chrome	23½"	23"	33½"	6GNP0



Folding Chairs

Color	W	D	H	Item No.
Blow-Molded Plastic				
White/Gray	18½"	21⅞"	33⅞"	4NHN5
Steel, Unpadded				
Beige	18½"	20"	29¼"	1W985
Black	18½"	20"	29¼"	13V423
Blue	18½"	20"	29¼"	13V424
Steel, Vinyl Padded				
Beige	18½"	19¼"	30¼"	2W158
Black	18½"	19¼"	30¼"	13V425
Gray	18½"	19¼"	30¼"	4GE54
Steel, Fabric Padded				
Beige/Gray	18¼"	20"	32"	13V426
Gray/Blue	18¼"	20"	32"	13V427
Gray/Gray	18¼"	20"	32"	13V428



Stacking Chairs

Color	W	D	H	Item No.
Polypropylene, Steel Legs				
Black	20¼"	21½"	28"	4KK08
Blue	20¼"	21½"	28"	4KK09
Sand	21¾"	18⅞"	32"	3W033
Black	21¾"	18⅞"	32"	3W034
Dolly for Stacking Chairs				
Holds up to 33 Chairs				4KK07



Vertical File Cabinets

- **Steel construction**
- **Include lock**
- **SCS Indoor Advantage certified**
- **Meet ANSI/BIFMA and ISTA standards**

Cabinets have telescoping ball-bearing slides for quiet, smooth operation. Spring-loaded follower keeps files from sliding. basyx® by HON have nylon roller drawer suspension and a wire follower.



File Size	No. of Drawers	Overall Width	Overall Depth	Overall Height	Brand	BLACK		PUTTY		LIGHT GRAY	
						Mfr. Model	Item No.	Mfr. Model	Item No.	Mfr. Model	Item No.
Letter	2	15"	22"	26 1/8"	basyx by HON	BSXH412PP	13E976	BSXH412PL	13E977	BSXH412PQ	13E978
Letter	4	15"	22"	48 3/4"	basyx by HON	BSXH414PP	13E973	BSXH414PL	13E974	BSXH414PQ	13E975
Letter	2	15"	26 1/2"	29"	HON	HON312PP	13E970	HON312PL	13E971	HON312PQ	13E972
Letter	4	15"	26 1/2"	52"	HON	HON314PP	13E964	HON314PL	13E965	HON314PQ	13E966
Legal	2	18 1/4"	26 1/2"	29"	HON	HON312CPP	13E967	HON312CPL	13E968	HON312CPQ	13E969
Legal	4	18 1/4"	26 1/2"	52"	HON	HON314CPP	13E961	HON314CPL	13E962	HON314CPQ	13E963



Lateral File Cabinets

- **Steel construction**
- **Include lock**
- **SCS Indoor Advantage certified**
- **Meet ANSI/BIFMA and ISTA standards**

Cabinets have double-walled base construction for maximum rigidity. Telescoping ball-bearing suspension for quiet, smooth operation. Include 4 leveling glides and metal drawer pulls. basyx® by HON cabinets have a reinforced case construction. Include 2 leveling glides and polymer draw pulls.



File Size	No. of Drawers	Overall Width	Overall Depth	Overall Height	Brand	LIGHT GRAY		BLACK		PUTTY	
						Mfr. Model	Item No.	Mfr. Model	Item No.	Mfr. Model	Item No.
Legal/Letter	2	30"	19 1/4"	28 3/8"	basyx by HON	BSX432LQ	13E990	BSX432LP	13E988	BSX432LL	13E989
Legal/Letter	4	30"	19 1/4"	53 1/4"	basyx by HON	BSX434LQ	13E987	BSX434LP	13E985	BSX434LL	13E986
Legal/Letter	2	36"	19 1/4"	28 3/8"	HON	HON682LQ	13E984	HON682LP	13E982	HON682LL	13E983
Legal/Letter	4	36"	19 1/4"	53 1/4"	HON	HON684LQ	13E981	-	-	-	-



Bookcases and Storage Cabinets

- **Steel construction**
- **Meet ANSI/BIFMA and ISTA standards**

Movable shelves adjust in 1/2" increments. Number of shelves includes fixed bottom shelf. Storage cabinets include 2 doors with recessed handles and magnetic door stop.




No. of Shelves	W	D	H	Brand	BLACK		PUTTY		LIGHT GRAY		
					Mfr. Model	Item No.	Mfr. Model	Item No.	Mfr. Model	Item No.	
Bookcase											
3	34 1/2"	12 5/8"	41"	HON	HONS42ABCP	13E994	HONS42ABCL	13E995	HONS42ABCQ	13E996	
5	34 1/2"	12 5/8"	71"	HON	HONS72ABCP	13E991	HONS72ABCL	13E992	HONS72ABCQ	13E993	
Storage Cabinet											
3	36"	18"	43"	basyx by HON	-	-	BSXC184236L	13E999	BSXC184236Q	13F001	
5	36"	18"	72"	basyx by HON	-	-	BSXC187236L	13E997	BSXC187236Q	13E998	



Collapsible Tripod Easel

Folds down to 25"H and easily fits into a travel case (not included) for convenient portability. Supports up to 10 lb.

Overall Height	Overall Width	Height Adjustment	Item No.
63"	34"	63"	2CY79



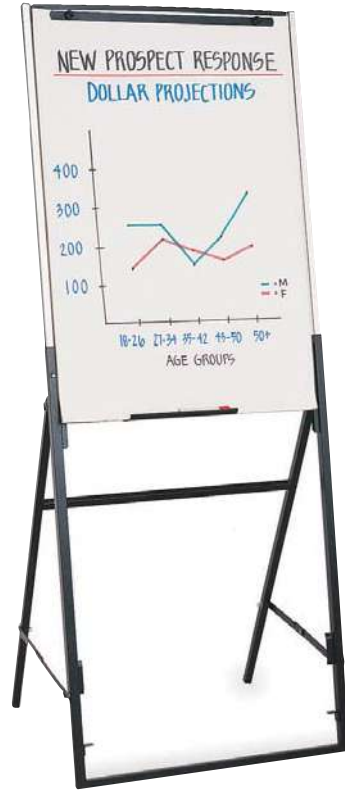
No. 2RXJ5



Melamine Dry Erase Boards

Economical boards are best for low-use environments. The satin aluminum frame enhances a conference room setting. Marker tray, marker, and mounting hardware are included.

W	H	Item No.
24"	18"	2RXJ5
36"	24"	2RXJ6
48"	36"	2RXJ7
72"	48"	2RXJ8
96"	48"	2RXJ9



Adjustable Sliding Dry Erase Board

At the push of a button, the melamine board slides up for floor-standing use and down for tabletop use. Includes flipchart holder and marker tray.

Overall Height	Overall Width	Height Adjustment	Item No.
67"	29"	40 to 67"	2CY68



No. 5YGE8



No. 5YGF0



Clear Acrylic Sign Holders

1-pc. acrylic holders display pictures, signs, notices, or other postings. Wall-mount model includes hardware.

Description	Sheet Size	Item No.
Single-Sided, Wall Mount	8½ x 11"	5YGE8
Single-Sided, Free Standing	8½ x 11"	5YGF0
Double-Sided, Free Standing	8½ x 11"	5YGE9



No. 5YGE9



GA GRAINGER APPROVED

Pens and Pencils



No. D7003

No. D7006

No. 6NEC7

Type	Point Size	▶CHOOSE: Ink Color	Item No.	Pkg. Qty.
Ballpoint Pens				
Retractable with Grip	1.0 mm	Black, Blue	D7003	12
Gel Pens				
Retractable with Grip	0.7 mm	Black, Blue, Red	D7006	12
Pencils				
Mechanical	0.7mm	—	6NEC7	12



No. D7014

No. 6NEA1



No. 1JU96



Dry-Erase Markers

Wipe off from most nonporous surfaces. AP Certified nontoxic ink.

Type	Tip Style	▶CHOOSE: Ink Color	Brand	Item No.	Pkg. Qty.
Dry-Erase Markers					
Low Odor	Chisel	Black, Blue, Red, Green	Universal	D7014	12
Low Odor, Pen Style	Bullet	Black	Universal	6NEA1	12
Dry-Erase Marker Set					
With Eraser	Chisel	Includes 1 each: Black, Blue, Green, Red, Brown, Orange	Expo	1JU96	1
Dry-Erase Accessories					
Block Eraser			Expo	1JY16	1
Dry Erase Board Cleaner, 22 oz.			Expo	4AZJ6	1



No. 6GHN7



No. 6GHP0



BOISE Copy Paper

Suitable for copiers, laser printers, and plain paper fax machines. Recycled paper can also be used in high-speed copiers. Acid-free for archival quality.

Sheet Size	Color	Paper Weight	Brand	Item No.	Pkg. Qty.
Multipurpose Paper					
8 1/2" x 11"	White	20 lb.	Universal	6GHN7	5000
8 1/2" x 14"	White	20 lb.	Universal	6GHN8	5000
Recycled Multipurpose Paper, 30% Recycled Content					
8 1/2" x 11"	White	20 lb.	Boise	6GHP0	5000
8 1/2" x 14"	White	20 lb.	Boise	6GHP1	5000



No. F8631



No. 1JU73



Permanent Markers

Fade- and water-resistant. No. 1JU73 is king-size. AP Certified nontoxic ink.

Tip Style	▶CHOOSE: Ink Color	Item No.	Pkg. Qty.
Fine	Black, Red, Blue, Green, Purple	F8631	12
Chisel	Black	1JU73	1



No. 10F271



No. 10F272



Scissors

Nonstick titanium blade resists adhesives. Plastic handle.

Handle Type	Overall Length	Length of Cut	Item No.
Straight	8"	3 1/2"	10F271
Bent	8"	3 1/2"	10F272



No. 2JCK8



Scotch® Magic™ Tape and Dispenser

Tape fits 1" core dispensers.

Description	W	L	Mfr. Model	Item No.
Magic™ Tape, Pkg. of 10 Rolls	3/4"	1000"	810P10K	2NU69
Desktop Tape Dispenser			C-40	2JCK8



Stapler

Stapler and Accessories

Description	Brand	Item No.	Pkg. Qty.
Manual Desktop Stapler, For Use With 1/4" Staples	Swingline	2VZG1	1
Standard 1/4" Staples	Swingline	2VZG5	5000
Pinch-Style Staple Remover	GA	2WFR2	3



No. 5PWH6

Aerosol Dusters

Compressed air cleans and dusts. Include extension tube.

Net Weight	Item No.
10 oz.	5PWH5
17 oz.	5PWH6



No. 23NY50



No. 23NY51



No. 23NY47



Wall Switch Occupancy/Vacancy Sensors

Sensors automatically turn lights on and off as individuals enter and leave, reducing energy costs. Push-button controls set ambient light threshold; LED indicates status. Automatic sensor time delay adjustment eliminates need for manual adjustment, and helps prevent false offs when time delay is too short for activity level. Simple switching from Auto to Momentary Off mode. Return to Auto mode 30 min. after the last motion is detected.

Coverage	Voltage	Watts @ 120V	Watts @ 277V	Viewing Angle	Time Delay	Timer Range	Description/Special Features	Mfr. Model	IVORY Item No.	WHITE Item No.	LIGHT ALMOND Item No.
Passive Infrared Occupancy/Vacancy Sensors											
1200 sq. ft.	120/277VAC	1000	1000/1800	180°	Adaptive	20 sec. to 30 min.	Self Adjust, Selectable Manual/Auto-On Operation, 3-Way Capable, Photocell, Nylon Wall Plate	ATP2000	23NY50	23NY51	23NY48
1200 sq. ft.	120/277VAC	1000	1800	180°	Manual	20 sec. to 30 min.	Night Light, Selectable Manual/Auto-On Operation, 3-Way Capable, Tamper Resistant Lens, LED Compatible, Night Light, Photocell, Nylon Wall Plate	WS2000	29RX24	—	23NY58
1200 sq. ft.	120/277VAC	1000	1000/1800	180°	Manual	20 sec. to 30 min.	Selectable Manual/Auto-On Operation, 3-Way Capable, Photocell, Nylon Wall Plate	WS2000	23NY60	23NY61	23NY47
Passive Infrared Occupancy Sensors											
1200 sq. ft.	120/277VAC	1000	1800	180°	Manual	20 sec. to 30 min.	Night Light, Selectable Manual/Auto-On Operation, 3-Way Capable, Tamper Resistant Lens, LED Compatible, Night Light, Photocell, Nylon Wall Plate	WS2000	—	29RX25	—
1200 sq. ft.	120VAC	500/1000	—	180°	Manual	20 sec. to 30 min.	Auto-On Operation, Tamper Resistant Lens, LED Compatible, Nylon Wall Plate	WS1000	23NY52	23NY53	—
1200 sq. ft.	120VAC	500/1000	—	180°	Manual	20 sec. to 30 min.	Night light, Auto-On Operation, Tamper Resistant Lens, LED Compatible, Night Light, Nylon Wall Plate	WS1000	23NY57	23NY59	—
Passive Infrared Vacancy Sensors											
1200 sq. ft.	120VAC	500/1000	—	180°	Manual	20 sec. to 30 min.	Manual-On Operation, Tamper Resistant Lens, LED Compatible, Nylon Wall Plate	WS1001	23NY55	23NY56	—



Manufacturer of Quality Code Compliant Electrical and Lighting Products

GFCI Receptacles
Code Compliance



LED Lighting
Energy Efficiency



Motion Sensors
Energy Efficiency



USB Receptacles
Positive Customer Experience



For more information, call 1-800-GRAINGER, click on grainger.com/hospitalitysupplies or stop by your local branch.



Wall Switch Occupancy Sensors

Sensors automatically turn lights on and off as individuals enter and leave, reducing energy costs. Push-button controls set ambient light threshold on wall-mount units; LED indicates status. Automatic sensor time delay adjustment eliminates need for manual adjustment, and helps prevent false offs when time delay is too short for activity level. Simple switching from Auto to Momentary Off mode. Returns to Auto mode 30 min. after the last motion is detected.



No. 1PKF5



No. 4TXR9



Description/Special Features/Includes	Coverage	Voltage	Watts @ 120V	Watts @ 277V	Viewing Angle	Time Delay	Timer Range	Mfr. Model	Brand	WHITE Item No.	IVORY Item No.
Passive Infrared/Ultrasonic Dual Technology Occupancy Sensors											
4 Preset Time Settings, Photocell	2400 sq. ft.	120/277VAC	800/1000	2700	180°	Adaptive	30 sec. to 30 min.	OSSMT-MD	Leviton	1PKF5	1PKF4
No Neutral Required, Photocell	2400 sq. ft.	120/277VAC	800	2700	180°	Adaptive	30 sec. to 30 min.	OSSMT-GD	Leviton	4TXT1	4TXR9
Dual Relay, Photocell	2400 sq. ft.	120/277VAC	(2) 800	(2) 1200	180°	Adaptive	30 sec. to 30 min.	OSSMD-MD	Leviton	4TXT3	4TXT2
Dual Relay, No Neutral Required, Photocell	2400 sq. ft.	120/277VAC	(2) 800	(2) 1200	180°	Adaptive	30 sec. to 30 min.	OSSMD-GD	Leviton	4TXT5	4TXT4
Passive Infrared Occupancy Sensors											
3 Preset Time Settings, 1-Pole/3-Way, Shutter (To Prevent False Trips), Photocell	2100 sq. ft.	120/277VAC	800/1000	2700	180°	Manual	30 sec. to 30 min.	ODS10-ID	Leviton	3AY54	—
Vandal Resistant Lens, Photocell	2100 sq. ft.	120/277VAC	1800	4000	180°	Adaptive	30 sec. to 30 min.	ODS15-ID	Leviton	4TXR4	4TXR3
Dual Relay, Photocell	2100 sq. ft.	120/277VAC	(2) 800	(2) 1200	180°	Adaptive	30 sec. to 30 min.	ODS0D-ID	Leviton	4TXR6	4TXR5
LED Night Light, Photocell, Night Light	1200 sq. ft.	120/277VAC	800	2700	180°	Adaptive	30 sec. to 2 hr.	OSSNL-ID	Leviton	4TXR8	4TXR7
3 Preset Time Settings, 1-Pole/3-Way, Shutter (To Prevent False Trips), Photocell	2100 sq. ft.	120VAC	800/1000	2700	180°	Manual	30 sec. to 30 min.	ODS10-ID	Leviton	—	3AY53

Item	For Use With	Special Features	Mfr. Model	Item No.
Accessories				
Wireless Wall Switch	Leviton Sensors Relays and Thermostats	Wireless Key Card Switch	WSS0S-H0W	6PFX8

WattStopper®

Wall Switch Vacancy Sensors

Sensors automatically turn lights off as individuals leave, reducing energy costs. Push-button controls set ambient light threshold; LED indicates status. Using passive infrared sensing technology, lights will turn off once a space becomes vacant and the preset time delay elapses.



No. 11X305



No. 11X306



Coverage	Voltage	Watts @ 120V	Watts @ 277V	Viewing Angle	Time Delay	Timer Range	Description/Special Features/Includes	Mfr. Model	WHITE Item No.	IVORY Item No.	LIGHT ALMOND Item No.
600 sq. ft.	120VAC	600	—	180°	Manual	15 sec. to 30 min.	Dual Relay with Night Light, Night Light	CS-350-N	11X305	11X303	11X304
600 sq. ft.	120VAC	600	—	180°	Manual	30 sec. to 30 min.	Tamper Resistant Lens	CS-50	11X308	11X306	11X307
1050 sq. ft.	120/277VAC	800	1200	180°	Manual	5, 10, 15, 20, 25, 30 min.	Tamper Resistant Lens, No Neutral Required, Photocell	PW-100	11X319	11X317	—



LEVITON

Ceiling- and Wall-Mount Occupancy Sensors

Help reduce energy costs by automatically turning lights on and off when individuals enter and leave a room. Feature adjustable time delay/sensitivity. For use with incandescent and fluorescent lighting. Low-Voltage Sensors use 24VDC power supply from control unit (sold separately). Use a maximum of 4 sensors with each control unit.



Coverage	Voltage	Installation Type	Time Delay	Timer Range	Viewing Angle	Mfr. Model	Item No.
Passive Infrared/Ultrasonic Dual Technology Occupancy Sensors							
500 sq. ft.	24VDC	Ceiling	Adaptive	30 sec. to 30 min.	180°	OSC05-M0W	4TXU2
1000 sq. ft.	24VDC	Ceiling	Adaptive	30 sec. to 30 min.	360°	OSC10-M0W	4TXU4
1200 sq. ft.	24VDC	Wall	Adaptive	30 sec. to 30 min.	110°	OSW12-M0W	4TXU7
2000 sq. ft.	24VDC	Ceiling	Adaptive	30 sec. to 30 min.	360°	OSC20-M0W	4TXU6
Passive Infrared Occupancy Sensors							
385 sq. ft.	24VDC	Wall	Adaptive	30 sec. to 30 min.	8°	OSWHB-I0W	4TXU9
450 sq. ft.	24VDC	Ceiling	Adaptive/Manual	30 sec. to 30 min.	360°	OSC04-RIW	29FK43
530 sq. ft.	120VAC	Ceiling	Manual	20 sec. to 15 min.	360°	ODC0S-I1W	4TXT8
1000 sq. ft.	120 to 277VAC	Fixture Mount	Adaptive/Manual	30 sec. to 30 min.	360°	OSFHD-IAW	6PFW0
1400 sq. ft.	24VDC	Wall	Adaptive	30 sec. to 30 min.	8°	OSWLR-I0W	4TXV1
1500 sq. ft.	24VDC	Ceiling	Adaptive	30 sec. to 30 min.	360°	OSC15-I0W	4TXT9
2500 sq. ft.	24VDC	Wall	Adaptive	30 sec. to 30 min.	110°	OSWWW-I0W	4TXU8
Passive Infrared Occupancy Sensors, High Bay Application							
1600 sq. ft.	120/277VAC	Ceiling, Wall	Manual	30 sec. to 20 min.	360°	OSFHU-CTW	4TXV2
1600 sq. ft.	480VAC	Ceiling, Wall	Manual	30 sec. to 20 min.	360°	OSFHU-I4W	4TXV3
1600 sq. ft.	480VAC	Ceiling, Wall	Manual	30 sec. to 20 min.	360°	OSFHU-C4W	4TXV4 *
Ultrasonic Occupancy Sensors							
500 sq. ft.	24VDC	Ceiling	Adaptive	30 sec. to 30 min.	180°	OSC05-U0W	4TXU1
1000 sq. ft.	24VDC	Ceiling	Adaptive	30 sec. to 30 min.	360°	OSC10-U0W	4TXU3
2000 sq. ft.	24VDC	Ceiling	Adaptive	30 sec. to 30 min.	360°	OSC20-U0W	4TXU5
Required Controlled Units for Low Voltage Sensors and Accessories							
Auxiliary Relay, for use with All Ceiling and Wall Mount Sensors except Self Contained or Wall Switches						OSA20-R00	4TXV5

* For cold storage.



WattStopper®

High-Bay Occupancy Sensors

• **Lessen energy used**

Passive infrared sensor is compatible with all T8 and T5 fixtures; with electronic or magnetic ballasts. UL and C-UL Listed.

Coverage	Watts @ 120V	Watts @ 277V	Timer Range	Mfr. Model	Item No.
200 sq. ft. @ 40 ft. Mounting Height	800	1200	15 sec. to 30 min.	HB350B-L1	6MPR6
1256 sq. ft.	800	1200	15 sec. to 30 min.	HB350B-L3	6MPR7
Accessories					
Extender Module, High Bay				HBEM3-X	2HTF8



LUTRON

Sensor Kits

Provide a simple energy retrofit package for use with Lutron® Maestro Wireless® MRF2 Series. Feature wall and ceiling installation and passive infrared sensor type. Include 1 RF switch and 1 wall-plate; No. 12H978 includes 1 occupancy sensor, and No. 12H979 includes 1 vacancy sensor. White color. Meet FCC, IC, and CA Title 24 Requirements. RoHS Compliant.

Coverage	Voltage	Watts @ 120V	Watts @ 277V	Viewing Angle	Timer Range	Mfr. Model	WIRELESS OCCUPANCY SENSOR RETROFIT KIT Item No.	WIRELESS VACANCY SENSOR RETROFIT KIT Item No.
676 sq. ft. @ 12 ft. Mounting Height	120/277VAC	960	2216	360°	1, 5, 15, or 30 min.	MRF2-1S8A-1C	12H978	12H979



Wireless Vacancy and Occupancy Sensors

Wireless sensors can be easily moved and relocated in any existing building. Front access and test buttons make them easy to configure. Designed with XCT™ Technology to ensure the sensing of fine motion such as typing on a keyboard or writing with a pen. 10-yr. battery life. Use with Lutron® Wireless® products.

Installation Type	Coverage	Voltage	Viewing Angle	Time Delay	Timer Range	Mfr. Model	Item No.
Wireless Vacancy Sensor							
Ceiling	676 sq. ft.	3	360°	Adjustable	1, 5, 15, or 30 min.	LRF2-VCR2B-P-WH	12H988
Corner	1250 sq. ft.	3	90°	Adjustable	1, 5, 15, or 30 min.	LRF2-VKLB-P-WH	5PWR5
Hall	150 linear ft.	3	Long, Narrow	Adjustable	1, 5, 15, or 30 min.	LRF2-VHLB-P-WH	5PWR3
Wall	1500 sq. ft.	3	180°	Adjustable	1, 5, 15, or 30 min.	LRF2-VWLB-P-WH	5PWR1
Wireless Occupancy Sensor							
Corner	1250 sq. ft.	3	90°	Adjustable	1, 5, 15, or 30 min.	LRF2-OKLB-P-WH	5PWR4
Hall	150 linear ft.	3	Long, Narrow	Adjustable	1, 5, 15, or 30 min.	LRF2-OHLB-P-WH	5PWR2
Wall	1500 sq. ft.	3	180°	Adjustable	1, 5, 15, or 30 min.	LRF2-OWLB-P-WH	5PWR0



No. 12H988



No. 5PWR0



Occupancy and Vacancy Sensors

- Field of vision: 180°
- High-low sensitivity adjustment

Passive infrared sensors detect body heat to determine when the space is occupied. Work with standard 3-way switches or up to 9 companion switches. Occupancy version can be set to Auto-On/Auto-Off or Manual-On/Auto-Off. Vacancy version meets CA Title 24 requirements. After user-set vacancy time has been reached, lights fade to Off over a period of 10 sec. Adjustable settings for Auto-On light level (occupied level): 100%, 50%, or last light level/locked preset light level. Occupancy sensor dimmer loads: incandescent, halogen, CFL, and LED.

Coverage	Voltage	Watts @ 120V	Time Delay	Timer Range	Mfr. Model	WHITE Item No.	IVORY Item No.
Occupancy Sensor							
900 sq. ft.	120/277VAC	600	Adjustable	1, 5, 15, 30 min.	MSCL-OP153M	22LU20	22LU21
Vacancy Sensor							
900 sq. ft.	120/277VAC	600	Adjustable	1, 5, 15, 30 min.	MSCL-VP153M	22LU22	22LU23



No. 22LU20



Maestro Wireless® Controls

Can be installed in any application and paired with Radio Powr Savr™ sensors for increased energy savings. Feature Lutron's Clear Connect™ RF technology for reliable communication. Companion Switches provide control for up to 10 Maestro Wireless switches. Wall plate not included.

Type	Switch Action	Color	Amps AC	Voltage Rating	Item No.
Smart Switch					
Single/Multi-Location	On/Off	White	8	120-277	4YPE6
Single/Multi-Location	On/Off	Ivory	8	120-277	4YPE7
Companion Switch					
Multi-Location	On/Off	White	8	120	5PWN5
Multi-Location	On/Off	White	8	277	5PWN7



VIDEO
AVAILABLE
on Grainger.com®

No. 4YPE7



C•L™ Dimmers

Both Nos. 10P919 and 10P916 for use with decorator-style wall plates. Both use Claro designer wall plates or Style Line®/GFCI wall plates (both sold separately). No. 13M198 plugs directly into a lamp cord to provide full-range dimming for tabletop lamps. Can use a standard bulb, instead of more costly 3-way bulbs.

Description	Mfr. Model	Item No.
Diva® C•L, Paddle Switch with Linear-Slide, Preset, Also Dims Halogen, CFL, and LED	DVCL-153P-WH	10P916
Skylark Contour® C•L, Linear-Slide with Rocker Switch, Preset, Also Dims Halogen, CFL, and LED	CTCL-153P-WH	10P919
Credenza® Lamp Slide Dimmer, Single Pole, Also Dims Halogen, CFL, and LED	TTCL-100H-WH	13M198



No. 10P916



No. 10P919



No. 13M198



WattStopper[®]

Manually Adjusted Daylight Sensor

24V sensor requires a power pack. White color.

Voltage	Viewing Angle	Time Delay	Timer Range	Description/Special Features	Mfr. Model	Item No.
24VDC	100°	Manual	3, 10, 20, 30 min.	1 to 1400 ft. Candle	LS-102	5GCC7



LUTRON.

Wireless Daylight Sensor

XCT™ technology senses fine motion like typing on a keyboard or writing with a pen. This sensor is easily configured with front access and test button. 10-yr. battery life. Ceiling mounted.

Coverage	Voltage	Viewing Angle	Timer Range	Description/Special Features	Mfr. Model	Item No.
1250 sq. ft.	3	90°	Up to 2 hr.	10 Year Battery Life, Linear Response To Changes, In Viewed Light, Photopic Response Matches Human Eye	LRF2-DCRB-WH	5PWR6

LUTRON.

Stairwell Automatic Dimming Fixture

Lutron® digital dimming ballast is preprogrammed to occupied and unoccupied light levels specific to a project's code requirement. Integral dimmer receives signals from Radio Powr Savr™ occupancy sensors (sold separately, this page) and automatically adjusts light output based upon stairwell occupancy. Ceiling or wall surface-mount. 120/277V.

Description	Mfr. Model	Item No.
Stairwell Retrofit Fixture, 4 ft., 2 x 32W T8 Linear	FXSWXX14SL232U82SMXXWH	15U823



Screw-In Compact Fluorescent Lamps (CFLs)

- 120V
- 82 CRI
- Medium screw (E26) base



No. 35ZU57



No. 35ZU58



Watts	Incandescent Equivalent (Watts)	L	Average Life	Min. Starting Temp.	Initial Lumens	Dimmable	2700K Soft White Item No.
R30, Screw-In CFL							
16	60	5 ⁵ / ₁₆ "	10,000 hr.	5°F	750	No	35ZU57
T2, Screw-In CFL							
13	60	3 ⁷ / ₈ "	12,000 hr.	41°F	870	No	35ZU56
T3, Screw-In CFL							
20	75	4 ¹ / ₁₆ "	8000 hr.	5°F	1200	No	35ZU58



Plug-In Compact Fluorescent Lamps (CFLs)

- 120V
- 82 CRI
- T4-style lamps are TCLP compliant.



No. 35ZU45



No. 35ZU54



No. 35ZU35



Watts	Incandescent Equivalent (Watts)	L	Average Life	Min. Starting Temp.	Initial Lumens	Base Type	Dimmable	2700K Soft White Item No.	4100K Cool Item No.	3500K Neutral Item No.
T4, Plug-In CFL										
7	25	5 ⁵ / ₁₆ "	10,000 hr.	0°F	425	2-Pin (G23)	No	35ZU43	35ZU44	—
9	40	6 ⁵ / ₁₆ "	10,000 hr.	0°F	600	2-Pin (GX23)	No	35ZU45	—	—
13	60	5"	12,000 hr.	32°F	900	4-Pin (G24Q-1)	Yes	35ZU50	35ZU48	35ZU49
13	60	7"	10,000 hr.	32°F	825	2-Pin (GX23)	No	35ZU51	35ZU53	35ZU52
18	75	5 ¹ / ₁₆ "	12,000 hr.	32°F	1250	4-Pin (G24Q-2)	Yes	—	35ZU54	35ZU55
26	100	6 ³ / ₈ "	17,000 hr.	32°F	1800	4-Pin (G24Q-3)	Yes	—	35ZU36	35ZU35
26	100	6 ¹ / ₁₆ "	10,000 hr.	16°F	1710	2-Pin (G24D-3)	No	—	35ZU46	35ZU47
32	120	5 ¹ / ₂ "	17,000 hr.	32°F	2400	4-Pin (GX24Q-3)	Yes	—	35ZU38	35ZU37
42	150	6 ³ / ₈ "	17,000 hr.	0°F	3200	4-Pin (GX24Q-4)	Yes	—	35ZU40	35ZU39
T5, Plug-In CFL										
40	150	22 ¹ / ₂ "	20,000 hr.	50°F	3150	4-Pin (2G11)	Yes	—	35ZU42	35ZU41



Self-Ballasted Compact Fluorescent Lamps (CFLs)

- 120V, 60 Hz; 82 CRI
- Screw-in medium base
- Mount in any direction
- Nondimmable

Provide flicker-free instant starts (less than 1 sec.). Best performance when operated base-up at 77°F ambient temperature. Indoor use only. Not for use on electronic timers or photocells.

Lamp Shape	Lamp Watts	Incandescent Equivalent (Watts)	L	Average Life	Min. Starting Temp.	Initial Lumens	Lamp Tone	Color Temp.	Item No.
T2	13	60	4.1"	10,000 hr.	5°F	800	Soft White	2700K	2CUT4
T2	23	90	5.6"	10,000 hr.	5°F	1600	Soft White	2700K	2CUT9



No. 2CUT4



No. 2CUT9



from the
lobby
to the
lounge

see your entire facility in the best light.

GE offers one of the industry's most comprehensive lighting portfolios. But that's not all. We partner with hospitality professionals that design lighting plans that get the most out of every single space. We fuel productivity in the back-of-house. Make a statement in the lobby. And add those touches - inside and out - that make lasting impressions on your guests. All while minimizing maintenance and maximizing energy savings for an exceptional return on investment.

For more information, call **1-800-GRAINGER**, click on grainger.com/hospitalitysupplies or stop by your local branch.



Grainger item # **45NY21 - PAR30 LED**
Long Neck Low Glare Visual
Comfort Lens



Grainger item # **45NY12 - PAR38 LED**
Low Glare Visual Comfort Lens





LED energy smart® Lamps

Cool-burning solid-state design has no filament. Instant On to full brightness.



No. 40D437



No. 6CEC2

Watts	Base Type	Average Life	CRI	Initial Lumens	Color Temp.	Description	Mfr. Model	Item No.
A19, Dimmable								
7	Medium Screw (E26)	25,000 hr.	80	470	2700K	Frosted	LED7DA19V3/827W	40D437
11	Medium Screw (E26)	25,000 hr.	80	800	2700K	White	LED11DA19/827	32WX16
C7, Non-Dimmable								
0.5	Candelabra Screw (E12)	25,000 hr.	—	NR	2300K	Clear	LED0.5C7/W/CD2	6CEC2



No. 45NY16



No. 45AU70



No. 45NY09



No. 40D438



LED energy smart® Reflector Lamps

Superior optics require less light than incandescents.

Watts	Base Type	Average Life	CRI	Initial Lumens	Color Temp.	Beam Angle	Mfr. Model	Item No.
ED37, Non-Dimmable								
165	Mogul Screw (EX39)	50,000 hr.	65	21,000	4000K	—	LED165/M400/740	45HT48
PAR20, Dimmable								
7	Medium Screw (E26)	25,000 hr.	80	500	2700K	20°	LED7DP203W827/20	45NY24
	Medium Screw (E26)	25,000 hr.	80	520	3000K	20°	LED7DP203W830/20	45NY26
PAR30, Dimmable								
12	Medium Screw (E26)	25,000 hr.	80	1000	2700K	25°	LED12DP30RW82725	45NY16
	Medium Screw (E26)	25,000 hr.	80	1050	3000K	25°	LED12DP30RW83025	45NY18
PAR30L, Dimmable								
12	Medium Screw (E26)	25,000 hr.	82	950	3000K	35°	LED12DP3L3W83035	45AU70
	Medium Screw (E26)	25,000 hr.	80	1050	3000K	25°	LED12DP3LFW83025	45NY22
PAR38, Dimmable								
18	Medium Screw (E26)	25,000 hr.	81	1550	2700K	40°	LED18D38OW382740	45NY12
	Medium Screw (E26)	25,000 hr.	81	1550	3000K	25°	LED18D38OW383025	45NY09
	Medium Screw (E26)	50,000 hr.	82	1500	3000K	12°	LED26DP38S830/12	40D438
26	Medium Screw (E26)	50,000 hr.	82	1500	3000K	25°	LED26DP38S830/25	40D439
	Medium Screw (E26)	50,000 hr.	82	1500	3000K	40°	LED26DP38S830/40	40D440



MaxLED LED Lamps

- Average life: 25,000 hr.
- Dimmable to 10%
- GU24 base
- UL Listed and RoHS compliant

Replicates true A19 or A21 incandescents with a 360° beam angle that produces even light in all directions. For residential and commercial applications including chandeliers, pendants, wall sconces, and table and floor lamps.



No. 32MX46

Lamp Shape	Watts	Initial Lumens	CRI	Color Temp.	LED Replacement For	Mfr. Model	Item No.
A19	9	800	82	3000K	60W INC/13W-15W CFL	9A19GUDLED30/G2	32MX46
A19	9	800	82	4000K	60W INC/13W-15W CFL	9A19GUDLED40/G2	32MX47
A21	15	1600	82	2700K	100W INC/23W-26W CFL	15A21GUDLED27/G2	32N18



No. 46C242

PHILIPS 
LED Reflector Lamps

- *RoHS compliant*
- **ENERGY STAR®** rated

Specified items feature AirFlux technology, which is an enhanced thermal technology that uses convection and conduction to dissipate heat.

Watts	Voltage	Average Life	Energy Star Compliant	Dimmable	Initial Lumens	CRI	Color Temp.	Beam Angle	LED Replacement For	Mfr. Model	Item No.
MRX16 Lamp Shape, 2-Pin (GU5.3) Base											
8.5	12	25,000 hr.	Yes	Yes	660	80	3000K	35°	50W HAL	457549	44ZA66
	12	25,000 hr.	Yes	Yes	635	80	2700K	25°	50W HAL	457507	44ZA72
	12	25,000 hr.	Yes	Yes	635	80	2700K	35°	50W HAL	457531	44ZA73
	12	25,000 hr.	Yes	Yes	660	80	3000K	25°	50W HAL	457515	44ZA76
MR16 Lamp Shape, 2-Pin (GU5.3) Base											
7	12	40,000 hr.	Yes	Yes	480	80	2700K	25°	50W HAL	433623	20VC09 †
	12	40,000 hr.	Yes	Yes	470	80	2700K	30°	50W HAL	433649	20VC11 †
PAR30S Lamp Shape, Medium Screw (E26) Base											
12	120	25,000 hr.	Yes	No	800	92	3000K	15°	75W HAL	434928	32MX74
	120	25,000 hr.	Yes	No	800	92	3000K	15°	75W HAL	434936	32MX75*
	120	25,000 hr.	Yes	No	800	92	3000K	25°	75W HAL	434944	32MX76
PAR38 Lamp Shape, Medium Screw (E26) Base											
13	120	25,000 hr.	Yes	Yes	900	80	2700K	25°	90W HAL	454728	46C242 †
	120	25,000 hr.	Yes	Yes	900	80	2700K	36°	90W HAL	454744	46C244 †
14	120	25,000 hr.	Yes	No	900	92	3000K	15°	75W HAL	434950	32MX77
	120	25,000 hr.	Yes	No	900	92	3000K	25°	75W HAL	434968	32MX78
17	120	25,000 hr.	Yes	Yes	1200	80	2700K	25°	120W HAL	435388	36UX05
	120	25,000 hr.	Yes	Yes	1200	80	3000K	25°	120W HAL	435396	36UX06
	120	25,000 hr.	Yes	Yes	1200	80	2700K	35°	120W HAL	435412	36UX07

*Black Housing, † Airflux



No. 30YH79



F15
No. 32MX72

PHILIPS 
SlimStyle Dimmable LED Lamps

- *Medium Screw (E26)*
- **2700K Color Temp.**

Feature innovative slim design that provides energy efficiency and quality light in a durable shape. Dimmable, comfortable light is ideal for table and floor lamps, wall sconces, and pendant lighting.

Lamp Shape	Watts	Initial Lumens	Max. Overall Length	Color Temp.	Mfr. Model	Item No.
A19	10.5	800	4.2"	2700K	433276	30YH79
A19	8	450	4.2"	2700K	433672	30YH80
F15	6.5	530	4.4"	2700K	435180	32MX72

PHILIPS

Philips LED PL Lamps

- 4-Pin (GX24Q) Base
- 40,000-hr. Average Life

Ideal energy saving choice for existing 4-pin GX24Q and 2G11 CFL fixtures. Compatible with instant start ballasts. Life is not impacted by on/off cycling. Provide full-light output in spaces with temperatures down to -4°F. No mercury for nonhazardous waste disposal. UL and NSF Certified. Lamps are not ENERGY STAR® compliant.



PL Vertical
(GX24Q Base)
No. 44ZA63

Watts	L	Lamp Shape	2700K Soft White		3000K Warm White		3500K Warm White		4000K Cool White	
			Item No.	Initial Lumens	Item No.	Initial Lumens	Item No.	Initial Lumens	Item No.	Initial Lumens
8.5	6.375"	PL Horizontal	44ZA56	900	44ZA55	900	44ZA60	950	44ZA57	1000
10.5	4.9"	PL Vertical	44ZA63	1100	44ZA58	1100	44ZA59	1150	44ZA54	1200

PHILIPS

InstantFit LED T8 U-Bend Lamps

Instantly turn on with no flicker or buzz and fit into existing linear fixtures. Compatible with instant-start ballasts, eliminates the need for rewiring, and allows fixture to maintain original UL and CSA compliance.



No. 32MX80

Base Type	Max. Overall Length	Watts	Color Temp.	Initial Lumens	Mfr. Model	Item No.
Medium Bi-Pin (G13)	22.5"	16.5	3500K	2000	452672	32MX80
			4000K	2100	452680	32MX81
			5000K	2150	452698	32MX82

PHILIPS

InstantFit LED T8 Linear Lamps

Instantly turn on with no flicker or buzz and fit into existing linear fixtures. Compatible with instant-start ballasts, eliminate the need for rewiring, and allow fixture to maintain original UL and CSA compliance.



Linear
No. 49H098

Base Type	Max. Overall Length	Watts	Color Temp.	Initial Lumens	Mfr. Model	Item No.
Medium Bi-Pin (G13)	24"	8.5	3000K	950	452011	32MX87
			3500K	1000	452029	32MX88
			4000K	1050	452037	32MX89
			5000K	1100	452045	32MX90
	36"	10.5	3500K	1160	452060	32MX92
			4000K	1200	452078	32MX93
			3000K	1500	453589	49H098
			3500K		453597	49H099
	48"	12	4000K	1600	453605	49H101
			5000K	1650	453613	49H102
			4000K	2100	456913	44ZA86
					456921	44ZA91



GE Lighting Systems, Inc.

T8 LED Lamps

Convert your existing linear fluorescent fixture to LED lighting without needing a comprehensive reinstall. These plug-and-play lamps are ideal for those seeking high-energy savings with minimal installation time. Outfitted with an internal driver. DLC Qualified.



No. 36UX10

Max. Overall Length	Watts	Base Type	Dimmable / Non-Dimmable	Initial Lumens	3500K		4000K		5000K	
					Mfr. Model	Item No.	Mfr. Model	Item No.	Mfr. Model	Item No.
24"	9	Medium Bi-Pin (G13)	Yes	1100	LED9ET8/2/835	45CM34	LED9ET8/2/840	45CM35	LED9ET8/2/850	45CM36
36"	12	Medium Bi-Pin (G13)	Yes	1400	LED12ET8/3/835	45CM37	LED12ET8/3/840	45CM38	LED12ET8/3/850	45CM39
48"	18	Medium Bi-Pin (G13)	Yes	2200	LED18ET8/4/835	36UX09	LED18ET8/4/840	36UX10	LED18ET8/4/850	36UX11



Metal Halide Lamps

Lamps with UV Control have a quartz material that effectively cuts UVB and UVC radiation.

PulseArc® lamps provide improved lumen maintenance for longer useful life and extended relamp cycles. Operate on ballasts that have igniters to help with lamp starting.

Lamp Shape	Description/ Special Features	Base Type	Mounting Position	Fixture Type	ANSI Code	Initial Lumens	Color Temp.	CRI	Item No.
70 Watts									
ED17	Coated	Medium Screw (E26)	Universal	Open/Enclosed	C98/M98/M143	5200	4000K	90	5HB94
	Clear	Medium Screw (E26)	Universal	Open/Enclosed	C98/M98/M143	5500	4000K	90	5HB93
	Clear	Medium Screw (E26)	Universal	Open/Enclosed	C98/M98/M143	5700	3000K	80	5HB91
	Coated	Medium Screw (E26)	Universal	Open/Enclosed	C98/M98/M143	5700	3000K	80	5HB92
150 Watts									
ED17	Coated	Medium Screw (E26)	Universal	Open/Enclosed	M102	11,000	4200K	90	5HB90
	Coated	Medium Screw (E26)	Universal	Open/Enclosed	M102	11,900	3000K	80	5HB88
	Clear	Medium Screw (E26)	Universal	Open/Enclosed	M102	12,000	4200K	90	5HB89
	Clear	Medium Screw (E26)	Universal	Open/Enclosed	M102	12,900	3000K	80	5HB87
175 Watts									
ED28	PulseArc®, Clear	Mogul Screw (EX39)	Vertical +/-15°	Open/Enclosed	M137	17,000	3700K	65	5NUP0
250 Watts									
ED28	Coated	Mogul Screw (E39)	Universal	Enclosed	M58	19,800V/18,200H	3900K	70	4V561
	PulseArc®, Coated	Mogul Screw (E39)	Vertical +/-15°	Enclosed	M138	21,500	3900K	65	4PL08
	PulseArc®, Clear	Mogul Screw (E39)	Vertical +/-15°	Enclosed	M138	23,000	4200K	65	4PL07
	PulseArc®, Clear	Mogul Screw (EX39)	Vertical +/-15°	Open/Enclosed	M138	23,000	3800K	75	5NUP1
320 Watts									
ED28	PulseArc®, Coated	Mogul Screw (E39)	Vertical +/-15°	Enclosed	M132/M154	30,000	3700K	70	1VZ60
	PulseArc®, UV Control, Coated	Mogul Screw (EX39)	Vertical +/-15°	Open/Enclosed	M132	30,600	3700K	70	2TJ27
	PulseArc®, Clear	Mogul Screw (E39)	Vertical +/-15°	Enclosed	M132	31,000	4000K	65	4WW54
	PulseArc®, Clear	Mogul Screw (E39)	Vertical +/-15°	Enclosed	M132/M154	34,000	4000K	65	6XT89
400 Watts									
ED18	Clear	Mogul Screw (E39)	Universal	Enclosed	M169/S51	41,000	3000K	80	1TJT2
1000 Watts									
BT56	Coated	Mogul Screw (E39)	Universal	Open	M47	105,000V/96,600H	3700K	65	4V565
1500 Watts									
BT56	Clear	Mogul Screw (E39)	Universal	Enclosed	M48	170,000V/162,000H	4000K	65	4V484
1650 Watts									
BT56	Clear	Mogul Screw (E39)	Horizontal +/-15°	Enclosed	M112	177,000	3200K	65	4PL04



Medium Bi-Pin (G13) Base



Linear Fluorescent Lamps

Lamp Shape	Watts	L	Average Life	Initial Lumens	Color Temp.	Item No.
High Efficiency, Miniature Bi-Pin (G5) Base, Rapid Start						
T5	20	33.4"	30,000 hr.	2000	5000K	2EAH1
				2100	4100K	2EAG9
	21	45.2"	36,000 hr.	1950	6500K	2EAE1
			30,000 hr.	2750	5000K	2EAH6
			36,000 hr.	2700	6500K	2EAE6
28		24,000 hr.	3050	4100K	2EAJ6	
Medium Bi-Pin (G13) Base, Rapid Start						
T12	25	36"	18,000 hr.	1925	4100K	6NB19
				1900	6500K	6NB26
	30	48"	15,000 hr.	2350	3500K	6NB27
				1800	4100K	30C506
	34	48"	20,000 hr.	2500	4100K	24W596
				2050	6500K	6NB37
				2250	5000K	6NB36
				2900	5000K	30C509

Lamp Shape	Watts	L	Average Life	Initial Lumens	Color Temp.	Item No.
Medium Bi-Pin (G13) Base, Instant Start						
T8	22	36"	50,000 hr.	1900	5000K	3GXR4
				1925	4100K	3GXR3
	25	48"	45,000 hr.	1950	6500K	3DY15
			36,000 hr.	2080	4100K	6XV06
			55,000 hr.	2500	5000K	2ETR9
28	48"		2625	4100K	2ETR8	
		50,000 hr.	2625	6500K	40D429	
			2725	4100K	2ETU3	
Medium Bi-Pin (G13) Base, Program Start						
T8	25	48"	84,000 hr.	2400	3500K	29UY24
				2400	4100K	29UY25
	28	48"		2400	5000K	29UY26
				2400	3500K	29UY21
				2600	4100K	29UY22
			2600	5000K	29UY23	



The comfort of softer and more appealing light

Create a warm, relaxing ambiance using Philips LED lamps with warm glow effect. Cutting-edge technology reduces the lamp's color temperature to a warm glow when dimmed, taking LED lamp dimming to new levels.



For more information, call 1-800-GRAINGER, click on grainger.com/hospitalitysupplies or stop by your local branch.



PHILIPS



**PHILIPS
ADVANCE**

Electronic Ballasts

- Voltage: 120/277V
- RoHS compliant

Electronic ballasts offer energy savings of up to 25% compared to magnetic models. NEMA Premium® instant-start ballasts are suitable for applications that do not have frequent switching cycles.

START TYPE

Programmed—Premium starting method that affords optimal lamp life. Programmed-start ballasts require nonshunted sockets. Great for applications with frequent On/Off cycles.

Instant—Fixtures with instant-start ballasts tend to come with factory-installed shunted sockets. Great for when lamps are not switched frequently during normal operations. Lamps are wired in parallel.

LIGHT OUTPUT BALLAST FACTOR (BF)

Normal—Typically 0.88 or 1.0 BF.



No. 1FYF7

No. of Lamps	Start Type	Light Output	Min. Starting Temp.	Amps AC	Input Watts	F14T5	Number of Lamps			Mfr. Model	Item No.
							F21T5	F28T5	F35T5		
T5 Lamps											
<i>Centium™ Series Wiring</i>											
1 or 2	Programmed	Normal	0°F	0.55 to 0.23	63 to 64	1 or 2	1 or 2	1 or 2	1 or 2	ICN-2S28-T	1FYF7
No. of Lamps	Start Type	Light Output	Min. Starting Temp.	Amps AC	Input Watts	F17T8	Number of Lamps			Mfr. Model	Item No.
							F25T8	F28T8	F32T8		
T8 Lamps											
<i>Centium™ Parallel Wiring</i>											
1 or 2	Instant	Normal	0°F	0.50 to 0.21	59	1 or 2	1 or 2	1 or 2	1 or 2	ICN-2P32-N	2MCX5
2	Instant	Normal	0°F	0.50 to 0.21	59	2	2	2	2	ICN-2M32-MC	5KB46
3	Instant	Normal	0°F	0.71 to 0.31	85	2 or 3	2 or 3	2 or 3	2 or 3	ICN-3P32-N	1VN21
4	Instant	Normal	0°F	0.94 to 0.41	112	3 or 4	3 or 4	3 or 4	3 or 4	ICN-4P32-N	1VN22

**PHILIPS
ADVANCE**



Electronic Compact Fluorescent Ballasts

Centium® No. 1XWJ5 and the SmartMate® ballasts have a 4-pin base and feature IntelliVolt™ technology that allows 120V through 277V operation at either 50 or 60 Hz. No. 1XWJ5 features lamp striation reduction technology for a more sustainable lighting solution. SmartMate® models have energy-efficient design and compact, lightweight housing. No. 1VN21 is a NEMA Premium® instant-start ballast that is suitable for applications that do not have frequent switching cycles. 0.88 or 1.0 B.F. Mark 10® ballast features 100% to 5% continuous dimming. Lamp can be ignited at any setting. Easy-to-retrofit ballast requires no extra wiring. Programmed start ignition extends lamp life in frequent starting applications.



Voltage	Start Type	Min. Starting Temp.	Input Watts	L	W	H	Number of Lamps						Mfr. Model	Item No.
							F17T8	F25T8	F28T8	F32T8	F40T8	F40BX		
Centium®, Instant														
120/277	Instant	0°F	72	9½"	1 1/16"	1 3/16"	—	—	—	—	—	2	ICN-2TTP40-SC	1XWJ5
Centium™ Parallel Wiring														
120/277	Instant	0°F	85	9½"	1 1/16"	1 3/16"	2 or 3	2 or 3	2 or 3	2 or 3	2	—	ICN-3P32-N	1VN21
Voltage	Start Type	Min. Starting Temp.	Input Watts	L	W	H	Number of Lamps						Mfr. Model	Item No.
							F13BX	F18BX	F26DBX	F282D/4P	F32BX	F42BX		
SmartMate®, Rapid														
120/277	Rapid	0°F	18	4 1/8"	2 3/8"	1"	—	1 or 2	—	—	—	—	ICF-2S18-H1-LD-K	4ZZ34
120/277	Rapid	0°F	29	4 1/8"	2 3/8"	1"	1 or 2	—	—	—	—	—	ICF-2S13-H1-LD-K	4ZZ33
120/277	Rapid	0°F	54	4 1/8"	2 3/8"	1"	—	—	1 or 2	—	1	1	ICF-2S26-H1-LD-K	4ZZ35
120/277	Rapid	0°F	93	4 1/8"	3"	1 3/10"	—	—	2	2	2	2	ICF-2S42-M2-LD-K	5YG67
Voltage	Start Type	Min. Starting Temp.	L	W	H	Number of Lamps			Mfr. Model	Item No.				
						F17T8	F25T8	F15T12						
Mark 10, Programmed														
120	Programmed	50°F	9½"	1 1/16"	1 3/16"	2	2	2	REZ-2S32-SC	3VK03				



No. 4KGJ7

No. 16X955



Electronic Compact Fluorescent Ballasts

• 4-pin base

Energy-efficient electronic ballasts can eliminate flickering and humming sometimes associated with compact fluorescent lights.

Voltage	Start Type	Min. Starting Temp.	Input Watts	L	W	H	Number of Lamps									Item No.
							F7BX	F9BX	F13BX	F13DBX	F18BX	F26DBX	F32BX	F40BX	F42BX	
120	Rapid	32° F	14	3 29/32"	2 1/16"	1 3/16"	—	—	—	1	—	—	—	—	—	16X951
120	Rapid	32° F	26	3 29/32"	2 1/16"	1 3/16"	2	2	2	—	—	—	—	—	—	16X952
120/277	Programmed	0°F	30	4 15/16"	2 3/8"	1"	—	—	1 or 2	1 or 2	—	—	—	—	—	4KGJ7
120	Rapid	32° F	31	3 29/32"	2 1/16"	1 3/16"	—	—	—	—	2	—	—	—	—	16X953
120/277	Programmed	0°F	35	4 15/16"	2 3/8"	1"	—	—	—	—	1 or 2	—	—	—	—	4KGJ8
120 to 277	Program Rapid	-4° F	37	5 23/64"	2 1/2"	1 3/16"	—	—	1 or 2	—	1 or 2	—	—	—	—	16X954
120/277	Programmed	0°F	56	4 15/16"	2 3/8"	1"	—	—	—	—	1 or 2	1	—	—	—	4KGJ9
120 to 277	Instant	0° F	68	9 1/2"	1 45/64"	1 9/64"	—	—	—	1 or 2	—	—	1 or 2	—	—	16X955
120/277	Programmed	0°F	82	5 15/16"	2 7/8"	1 1/8"	—	—	—	—	2	2	—	2	—	4KGL2
120 to 277	Instant	0° F	104	9 1/2"	1 45/64"	1 9/64"	—	—	—	—	—	—	—	2 or 3	—	16X957



Optanium® T8 Electronic Ballast

Provides energy savings of up to 25% versus magnetic models. NEMA Premium® high-efficiency instant-start models feature lamp striation circuitry. Instant-start model features lamp auto-restrike circuitry and cold-start capacity to -20°F when operating standard 17W, 25W, or 32W lamps. Ideal for use when maximum energy savings are desired and when lamps are not switched frequently during normal operations. Lamp is wired in parallel.



No. of Lamps	Voltage	Start Type	Light Output	Min. Starting Temp.	Amps AC	Input Watts	Number of Lamps				Item No.
2 or 3	120	Instant	High	0°F	0.91	109	F17T8	F25T8	F28T8	F32T8	4KGJ6

**PHILIPS
ADVANCE**

Sign Ballasts

• *Instant start, parallel lamp operation*

Ideal replacements for banned magnetic rapid-start sign ballasts. Designed so that when one lamp fails, others will remain lit. Built tough and fully potted. UL Listed, CSA Certified, and RoHS compliant.



No. 35XR86

Input Watts	No. of Lamps	Total Lamp Footage		L	H	W	Mfr. Model	Item No.
		Max.	Min.					
136	1 or 2	16	2	9 ⁴¹ / ₆₄ "	1 ¹ / ₈ "	1 ¹¹ / ₁₆ "	ISB-0216-12-E	35XR86
273	1, 2, 3, or 4	32	4	14 ⁵ / ₁₆ "	2 ⁵ / ₈ "	3 ³ / ₁₆ "	ISB-0432-14-E	35XR87
348	1, 2, 3, or 4	40	10	14 ⁵ / ₁₆ "	2 ⁵ / ₈ "	3 ³ / ₁₆ "	ISB-1040-14-E	35XR88
415	4, 5, or 6	48	8	14 ⁵ / ₁₆ "	2 ⁵ / ₈ "	3 ³ / ₁₆ "	ISB-0848-46-E	35XR89

No. 5KB49



**PHILIPS
ADVANCE**

HID Ballast Lamp Kits

• *Min. start temp.: -20°F (except No. 5KB47 is -30°F)*

Include clear metal halide lamp, capacitor, core and coil, ignitor (where applicable), mounting bracket, and hardware. 5-tap ballasts provide maximum flexibility. Ballasts are vacuum impregnated for longer life and quieter operation. To ensure compatibility, replace all ballast components when repairing an HID fixture.

Lamp Watts	ANSI Code	Input Watts	Operating Amps @					L	W	H	Brand	Item No.
			120V	208V	240V	277V	480V					
400	M59	460	4.1	2.3	2	1.7	1	4 ³ / ₄ "	2 ³ / ₁₆ "	4 ¹ / ₄ "	Philips Advance	5KB49
1000	M47	1080	9.1	5.6	4.7	4.1	2.4	6"	3 ¹⁵ / ₁₆ "	4 ¹ / ₄ "	Philips Advance	5KB47

EXTECH®
INSTRUMENTS
A FLIR COMPANY

Light Meter

This remote light sensor is on 12" coiled cable, but it expands to 24". Features backlit LCD with analog bar graph. Min./max. feature stores highest and lowest readings; data hold freezes reading in display. Includes selenium photovoltaic sensor, carrying pouch, and 9V battery.



Measuring Range	Res.	Accuracy	Mfr. Model	Item No.
0 to 40,000 FC; 0 to 400,000 Lux	0.01 FC or 0.01 Lux	±5%	LT300	1AEV6



No. 11C613



Tetra® AL10 LED Architectural Lighting

- RoHS compliant

Fixtures use only 6.8W to provide a more-efficient replacement for halogen and fluorescent lighting. Daisy-chain fixtures to accommodate a variety of different presentations. Contain no lead, mercury, or glass. Rated avg. life: 50,000 hr. 93 CRI. Operating temp: -20° to 40°C. IP54 rated.

Description	L	W	H	Viewing Angle	2700K COLOR TEMP.			Item No.	4000K COLOR TEMP.			Item No.
					Initial Lumens	Lumens Per Watt	Mfr. Model		Initial Lumens	Lumens Per Watt	Mfr. Model	
Clear Lens	17 ⁷ / ₈ "	1 ³ / ₄ "	7 ⁸ / ₁₆ "	60°	300	44	LPL-W18-060C-927	11C613	320	47	LPL-W18-060C-940	11C617
Clear Lens	17 ⁷ / ₈ "	1 ³ / ₄ "	7 ⁸ / ₁₆ "	90°	300	44	LPL-W18-090C-927	11C614	320	47	LPL-W18-090C-940	11C618
Clear Lens	17 ⁷ / ₈ "	1 ³ / ₄ "	7 ⁸ / ₁₆ "	120°	300	44	LPL-W18-120C-927	11C615	320	47	LPL-W18-120C-940	11C619
Soft Lens	17 ⁷ / ₈ "	1 ³ / ₄ "	7 ⁸ / ₁₆ "	120°	300	44	LPL-W18-120D-927	11C616	320	47	LPL-W18-120D-940	11C620

Item	L	W	H	Mfr. Model	Item No.
Accessories					
Leader Cable	36"	—	—	LC-36	11C622
Leader Cable	120"	—	—	LC-120	11C623
Jumper Cable	12"	—	—	JC-12	11C624
Jumper Cable	72"	—	—	JC-72	11C625
Mounting Bracket	2 ³ / ₄ "	3 ⁴ / ₁₆ "	1"	MB-W15	11C626



No. 2MXD1



LED Cove Lighting

- Long life with reduced energy consumption
- RoHS compliant

Bright, uniform lights use few system components; easy to install and use with mounting tracks. Rated avg. life: 50,000 hr. Operating temp.: -4° to 104°F. Include an integrated Class 2 power supply; 60mA max. Input current, 50 to 60 Hz supports up to 200 continuous units. UL Certified.

Watts	Initial Lumens	Lumens	Color Temp.	CRI	Input Voltage	L	H	W	RoHS Compliant	Mfr. Model	Item No.
Cove Light Fixture											
6.5	290	290	2700K	70	120	12 ¹ / ₁₆ "	1 ⁷ / ₁₆ "	2 ¹ / ₁₆ "	Yes	LC12/727/120V	2MXD1
Cove Light Mounting Track											
0° Trade Angle						48"	2 ¹ / ₁₆ "	2 ² / ₁₆ "	Yes	LC-MT48/0	2MXD7
15° Trade Angle						48"	2 ² / ₁₆ "	2 ¹ / ₁₆ "	Yes	LC-MT48/15	2MXD8
Cove Light Connector Cable											
Cove Light Power Lead Cable						480"	—	—	Yes	LC-LC/40	2MXD5
Cove Light Power Cable						36"	—	—	Yes	LC-JC/3	2MXD6



No. 13R379



LED Track Lighting

- More energy efficient than incandescent lighting
- Avg. rated life: 50,000 hr.
- Color temp.: 3000K

Adjustable lighting directs light just where you need it. Designed to retrofit incandescent and fluorescent fixtures and for new construction installations. 120VAC. Operating temp.: -20° to 50°C. Lightheads have Edison screw base, as well as GU24 socket. Dimmable. Suitable for use in offices, meeting rooms, shopping malls, supermarkets, and similar applications. UL Certified.

Type	Watts	Initial Lumens	Lumens Per Watt	H	W	L	Item No.
Round, White/Black	6.2	239	38	5-1/3"	2-1/16"	2-3/4"	13R378
Step, White	6	224	37	5-1/3"	2-1/16"	2-3/4"	13R379
Flatback, White	6.2	239	38	6-1/16"	2-1/16"	2-5/8"	13R380
Gimbal, White	9.3	412	43	6-1/16"	2-1/16"	2-5/8"	13R381



Decorative Incandescent Light Fixtures

- Ambient temp. range: 0° to 104°F
- Lamps not included

Wall and ceiling fixtures fit any interior design and provide high-quality, shadow-free lighting. Use in guest rooms, public areas, offices, and other locations where aesthetics are important. UL Listed.

Lamp Qty.	Lamp Type	Suggested Lamp Item No.	Fixture Wattage	Housing Finish	Lens Type	Mounting	L	W	H	Item No.
1	A19	2CUX1	75W	White	Ceramic Glass	Wall	4¾"	4¼"	8"	4UZH7
1	A19	2CUX1	100W	Ebony Bronze	Alabaster Glass	Wall	10½"	9½"	9½"	4UZJ2
1	A19	2CUX1	100W	Brushed Nickel	Frosted White Glass	Wall	9½"	8½"	9¾"	4UZJ4
1	A19	2CUX1	60W	White	White Glass	Flush	8½"	8½"	6½"	4UZJ7
1	A19 or B10	2CUX1	60W	White	Frosted Swirl Glass	Flush	11½"	11½"	6¾"	4UZJ6
1	A19 or B10	2CUX1	60W	White	White Glass Globe	Flush	6½"	6½"	7¼"	4UZJ8
1	A19 or B10	2CUX1	60W	Polished Brass	Frosted Swirl Glass	Flush	11½"	11½"	6¾"	4UZJ9
1	A19 or B10	2CUX1	60W	Brushed Nickel	Frosted Swirl Glass	Flush	11½"	11½"	6¾"	4UZK1
1	A19 or B10	2CUX1	60W	Brushed Nickel	White Glass	Flush	6½"	6½"	8½"	4UZJ5
1	A19 or B10	2CUX1	60W	Sienna	Frosted Swirl Glass	Flush	11½"	11½"	6¾"	4UZK2
1	A19 or B11	2CUX1	60 or 100W	Chrome	Frosted Glass	Wall	8¼"	6"	10½"	4UZJ1
1	A19 or B11	2CUX1	60 or 100W	Brushed Nickel	Opal Glass	Wall	8¼"	5"	5½"	4UZH9
1	A19 or B11	2CUX1	60 or 100W	Polished Brass	Frosted Grape Glass	Wall	8¼"	5"	5½"	4UZJ3
1	B11	1VCY3	60W	Brushed Nickel	Opal Glass	Wall	8¼"	7¾"	9¼"	4UZH8
2	A19	2CUX1	120W	Sienna	Frosted Swirl Glass	Flush	13½"	13½"	6¾"	4UZK8
2	A19	2CUX1	120W	Ebony Bronze	Alabaster Glass	Semi Flush	15"	15"	12½"	4UZL2
2	A19	2CUX1	120W	Brushed Nickel	Frosted Swirl Glass	Flush	13"	13"	6¾"	4UZK3
2	A19	2CUX1	120W	Brushed Nickel	White Glass	Flush	15¼"	15¼"	8¼"	4UZK5
2	A19	2CUX1	120W	Brushed Nickel	Frosted White Glass	Semi Flush	10½"	13"	10½"	4UZL1
2	A19	2CUX1	150W	White	Ceramic Glass	Wall	5"	14"	4½"	4UZH4
2	A19	2CUX1	200W	Brushed Nickel	Alabaster Glass	Wall	16½"	9½"	11½"	4UZH5
2	A19	2CUX1	200W	Ebony Bronze	Alabaster Glass	Wall	8"	16"	9½"	4UZH6
2	A19	2CUX1	120W	White	White Glass	Semi Flush	12"	12"	2½"	4UZK4
2	A19	2CUX1	120W	Ebony Bronze	Alabaster Glass	Flush	14¾"	4¾"	6¾"	4UZK6
2	A19	2CUX1	120W	Polished Brass	Frosted Swirl Glass	Flush	13½"	13½"	6¾"	4UZK7
2	A19	2CUX1	120W	White	Frosted Swirl Glass	Flush	13½"	13½"	6¾"	4UZK9
2	B11	1VCY3	120W	Polished Brass	Clear Ribbed Glass	Semi Flush	14½"	14¾"	8"	4UZL4
2	B11	1VCY3	120W	Brushed Nickel	Opal Glass	Wall	9"	9"	8½"	4UZH3
3	A19	2CUX1	300W	Brushed Nickel	Frosted White Glass	Wall	25¼"	9¾"	12¾"	4UZG9
3	A19	2CUX1	300W	Ebony Bronze	Alabaster Glass	Wall	23½"	10½"	12½"	4UZH1
3	A19 or B10	2CUX1	180W	Textured White	Floral Glass	Semi Flush	17¾"	17¾"	6¾"	4UZL3
3	A19 or B11	2CUX1	150 or 300W	Chrome	Frosted Glass	Wall	24¾"	8¾"	8½"	4UZG8
3	A19 or B11	1VCY3	180W	Brushed Nickel	Opal Glass	Wall	10½"	8½"	9½"	4UZG5
3	G25	4V412, 1T GK3	300W	White	—	Wall	19"	4¾"	2¼"	4UZG6
3	G25	4V412, 1T GK3	300W	Polished Brass	—	Wall	19"	4¾"	2¼"	4UZH2
4	A19	2CUX1	240W	White	Ceramic Glass	Wall	4¾"	4¼"	24½"	4UZG4
4	A19 or B11	2CUX1	240 or 400W	Chrome	Frosted Glass	Wall	30¾"	8¼"	8½"	4UZG2
4	G25	4V412, 1T GK3	400W	White	—	Wall	24¾"	4¾"	2¼"	4UZF9
4	G25	4V412, 1T GK3	400W	Chrome	—	Wall	24¾"	4¾"	2¼"	4UZG1
4	G25	4V412, 1T GK3	400W	Polished Brass	—	Wall	24¾"	4¾"	2¼"	4UZG3



No. 2ZE28



No. 2ZE23



Decorative Fluorescent Light Fixtures

- Mounting hardware included
- Lamps not included, except where noted

Standard electronic ballast ensures quiet, flicker-free operation that will not interfere with other electronic devices. Use with nondimmable switches only. UL or C-UL Listed.

Lamp Qty.	Lamp Type	Suggested Lamp Item No.	Voltage	Fixture Wattage	Housing Finish	Mounting	L	H	W	Item No.
Circular Fluorescent										
<i>Acrylic Mushroom</i>										
1	FC8T9	1V860	120VAC	22W	White	Flush	11"	3 1/2"	11"	2ZE28
2	FC8T9/FC12T9	1V776/1V860	120VAC	54W	White	Flush	14"	4"	14"	2ZE29
<i>Acrylic Round</i>										
1	FC8T9	1V860	120VAC	22W	White	Surface	11"	3"	11"	2ZE23
1	FC12T9	1V776	120VAC	32W	White	Flush	14"	3 1/4"	14"	2ZE24
2	FC8T9/FC12T9	1V776/1V860	120VAC	54W	White	Flush	14"	3 1/4"	14"	2ZE25
Plug-In Compact Fluorescent										
<i>Acrylic Mushroom</i>										
2	F13DBX (4 Pin)	1PGW5	120VAC	29W	White	Flush	11"	3 1/2"	11"	2ZE35
<i>Acrylic Round</i>										
1	F13DBX (4 Pin)	1PGW5	120VAC	13W	White	Flush	11"	3"	11"	2ZE30
1	F18DBX (4 Pin)	1PGX4	120VAC	18W	White	Flush	11"	3"	11"	2ZE31
2	F13DBX (4 Pin)	1PGW2	120VAC	29W	White	Flush	11"	3"	11"	2ZE32



No. 30UJ02



Recessed Lighting LED Retrofit Kits

- Rated avg. life: 50,000 hr.
- Operating temp. range: -4° to 104°F

Retrofit into existing rough-ins with an Edison screw base, as well as those with GU24 socket. Designed for use in commercial and residential remodel and retrofit applications.

Nom. Size	Watts	Lumens	Lumens Per Watt	Voltage	Color Temp.	CRI	LED Replacement For	W	Item No.
4"	11	716	67	120	2700K	81	50W HAL	5 3/8"	30UJ02
6"	12	750	63	120	2700K	81	65W INC/16W CFL	7 1/8"	30UJ03



No. 4GWG6



No. 3HNG1



Wall Packs

- Lamps included
- Die-cast aluminum housing
- Bronze finish

UL Listed for wet locations. Dark Sky compliant. No. 4GWG6 has an aluminum reflector. Full cutoff above 90°.

No. 3HNG1 is a fully sealed and gasketed fixture with an aluminum reflector. Pendant- or ceiling-mount.

Lamp Watts	Voltage	Lens Material	Socket Type	Description/ Special Features	H	W	L	Item No.
Compact Fluorescent								
126	120	Polycarbonate	GX24Q-4	3 Lamp Qty	7 1/4"	12"	14 1/2"	4GWG6
Metal Halide								
150	120 to 277	Polycarbonate	Medium	Pulse Start	8 3/4"	12 3/8"	12 3/8"	3HNG1



Decorative Fluorescent Light Fixtures

- **Mounting hardware included**
- **Lamps not included, except where noted**

Standard electronic ballast ensures quiet, flicker-free operation that will not interfere with other electronic devices. Use with nondimmable switches only. UL or C-UL Listed. Nos. 2UKG7, 1THZ1, and 1THY7 are ENERGY STAR® qualified.

Lamp Qty.	Lamp Type	Suggested Lamp Item No.	Voltage	Fixture Wattage	Housing Finish	Lens Type	Mounting	L	W	H	Series	Item No.
Circular Fluorescent												
1	2CT6	Mfr. No. F2C5527	120VAC	55W	Polished Brushed Nickel	Glass	Flush	15"	15"	5 1/2"	11983	4VDD2*
2	FC12T9/FC16T9	Mfr. No. FC12T9/CW/FC16T9/CW	120VAC	76W	White	Acrylic Round	Flush	19 1/4"	19 1/4"	3 1/2"	FMLR	4EA39
2	FC12T9/FC16T9	Mfr. No. FC12T9/CW/FC16T9/CW	120VAC	72W	White	Acrylic Square	Flush	19 3/4"	19 3/4"	3 5/8"	FM	2UKG5*
2	FC8T9/FC12T9	Mfr. No. FC12T9/CW/FC8T9/CW	120VAC	54W	White	Acrylic Round	Flush	13 3/4"	13 3/4"	3 1/2"	FMLR	4EA38
2	FC8T9/FC12T9	Mfr. No. FC12T9/CW/FC8T9/CW	120VAC	54W	White	Acrylic Square	Flush	14 3/4"	14 3/4"	3 3/8"	FM	2UKG4*
Linear Fluorescent												
2	F17T8	Mfr. No. F17T8/SP41/ECO	120VAC	34W	Brushed Nickel	White Acrylic	Ceiling	9 7/8"	24 1/2"	3 1/2"	10815	4VDD8
2	F17T8	3GXP8	120 to 277	33	High Gloss White	Acrylic	Surface or Suspended	24"	10"	3"	LB	1THP5
2	F17T8	Mfr. No. F17T8/XL/SPX41/WM/ECO	120VAC	34W	White	White Acrylic	Wall	25 5/8"	4 1/8"	4 7/8"	11934	1THZ1
2	F28T5	5AE20	120 to 277	64	High Gloss White	Acrylic	Surface or Suspended	46 1/2"	10"	3"	LB	4VDE9
2	F28T5	Mfr. No. F28WT5/841/WM/ECO	120VAC	56W	Brushed Nickel	White Acrylic	Wall	47"	3 3/8"	2 7/8"	11804	1THY8*
2	F32T8	2ETU3	120 to 277	58	White	Acrylic	Surface or Suspended	48"	8 5/16"	2 7/8"	SB	3XY82
2	F32T8	2ETU3	120 to 277	58	White	Acrylic	Surface or Suspended	48"	10"	3"	LB	3XY66
2	F32T8	2ETU3	120 to 277	56	White ABS/PC Blend	—	Surface or Tee Bar	48"	12"	4 3/8"	AVSM	1THV2
2	F32T8	3VK30	120 to 277	58	Baked White Enamel	Acrylic	Surface or Stem	48"	10"	3"	LB	6CGA8
2	F32T8	Mfr. No. F28T8/XL/SPX41/ECO	120VAC	49W	White	Acrylic	Wall or Ceiling	51 1/2"	11 1/4"	5 1/2"	10640	5YA97
2	F32T8	Mfr. No. F28T8/XL/SPX41/ECO	120VAC	29W	White	Acrylic	Wall or Ceiling	48"	10 1/2"	4"	11232	5YA93
2	F32T8	2ETU3	120 to 277	58	High Gloss, Baked White Enamel	Acrylic	Surface or Stem	48"	12"	3 3/4"	M	1THR7
2	F32T8	Mfr. No. F32T8/SXL/SPX41/ECO	120VAC	64W	White	White Acrylic	Ceiling	48 1/2"	9 7/8"	3 1/2"	10813	2UKG7
2	F32T8	Mfr. No. F28T8/XL/SPX41/ECO	120VAC	64W	White	White Acrylic	Ceiling	51 1/2"	11 1/4"	5 1/2"	10640	1THZ8
2	F32T8	2ETU3	120 to 277	58	White	Acrylic	Ceiling	48"	5"	2 1/4"	RB	2PFV4
2	F32T8	2ETU3	120 to 277	58	High Gloss, Baked White Enamel	Acrylic	Surface, Stem, Unit or Row	48"	7"	4 1/2"	CB	2UJR9
2	F32T8U6	2ETT6	120 to 277	58	White	Acrylic	Surface or Suspended	24"	24 1/4"	3 1/2"	2M	3YA12
3	F32T8	2ETU3	120 to 277	85	White	Acrylic	Surface or Suspended	48"	15 3/8"	3"	LB	3XY74
3	F32T8	2ETU3	120 to 277	85	High Gloss, Baked White Enamel	Acrylic	Surface, Stem, Unit or Row	48"	15 3/8"	3"	LB	2UJT2
3	F32T8	2ETU3	120 to 277	85	High Gloss, Baked White Enamel	Acrylic	Surface or Stem	48"	24"	3 3/4"	2M	1THR8
4	F17T8	3GXP8	120 to 277	64	High Gloss White	Acrylic	Surface or Suspended	24"	15 3/8"	3"	LB	1THP4
4	F32T8	2ETU3	120 to 277	112	White	Acrylic	Surface or Suspended	48"	24"	3 3/4"	2M	3YA13
4	F32T8	2ETU3	120 to 277	112	White	Acrylic	Surface or Suspended	48"	14 3/16"	2 7/8"	SB	3XY83
4	F32T8	2ETU3	120 to 277	112	White	Acrylic	Surface or Suspended	96"	10"	3"	TLB	5XY71
4	F32T8	Mfr. No. F28T8/XL/SPX41/ECO	120VAC	99W	White	Acrylic	Wall or Ceiling	53 1/8"	20 7/8"	4 3/16"	11432	5YA96
4	F32T8	Mfr. No. F28T8/XL/SPX41/ECO	120VAC	128W	White	White Acrylic	Ceiling	51 1/2"	16 5/8"	5 1/2"	10642	1THZ9
4	F32T8	2ETU3	120 to 277	116	High Gloss, Baked White Enamel	Acrylic	Surface, Stem, Unit or Row	48"	15 3/8"	3"	LB	2UJT3
4	F32T8 32W	2ETU3	120 to 277	112	White	Acrylic	Surface or Suspended	48"	15 3/8"	3"	LB	3XY75
Plug-In Compact Fluorescent												
1	F13TBX (4 Pin)	Mfr. No. F13TBX/827/A/ECO	120VAC	13W	Brushed Nickel	Opal Glass	Suspended	5"	5"	3 1/8"	11536	4VDD3*
1	F13TBX (4 Pin)	Mfr. No. F13DBX/830/ECO4P	120VAC	13W	White	Glass	Suspended	4 3/4"	4 3/4"	1 1/2"	11990	4VDE7*
1	F26DBX (4 Pin)	Mfr. No. F26DBX/841/ECO4P	120VAC	26W	Brushed Nickel	Acrylic Round	Flush or Semi Flush	13"	13"	3 1/16"	11750	1THY7*
1	GX24Q-1 (4 Pin)	Mfr. No. F13TBX/827/A/ECO	120VAC	13W	Brushed Nickel	Opal Glass	Wall	4 1/2"	6 1/8"	9 7/8"	11531	4VDD5*

* Lamp included.



No. 39F140

No. 39F143



LED Undercabinet Fixtures

- 3000K color temp.
- 83 CRI
- 120V
- 50,000-hr. rated life

Swivel head allows light to be directed. Includes On/Off switch, 5 ft. cord with plug, and 13" connector cord for connecting multiple fixtures.

Watts	Lumens	H	W	L	Mfr. Model	Item No.
White						
5.2	226	1"	3½"	12"	UCLD 12 WH M4	39F140
8.6	377	1"	3½"	18"	UCLD 18 WH M4	39F141
11.8	504	1"	3½"	24"	UCLD 24 WH M4	39F142
Brushed Nickel						
5.2	226	1"	3½"	12"	UCLD 12 BN M4	39F143
8.6	377	1"	3½"	18"	UCLD 18 BN M4	39F144
11.8	504	1"	3½"	24"	UCLD 24 BN M4	39F145



No. 31A157

No. 4ZCZ8

No. 31A149



LED Linear Lighting

- 3500K color temp.
 - 82 CRI
 - 120/277V
- Energy-efficient no-maintenance fixtures can be mounted individually, or in series. LEDs focus more light where needed, with no flicker or buzzing. Suitable for use in office, commercial, industrial, and retail applications.

Watts	Lumens Per Watt	L	W	H	Mfr. Model	Item No.
Troffer						
38	100	24"	24"	3½"	2RTL2 33L EZ1 LP835	4ZCZ8
47	102	48"	24"	4½"	2VTL4 48L ADP EZ1 LP835 N100	31A157
Surface Mount						
26	84	24"	10½"	3¾"	STL2 20L EZ1 LP835	31A149
50	84	48"	10½"	3¾"	STL4 48L EZ1 LP835	31A150



No. 26X701

No. 26X702



LED Vapor Tight Fixtures

- 120/277V
- -30° to 40°C
- 50,000-hr. rated life
- Aluminum housing

Moisture-seal gaskets keep out dust and humidity. Removable screw plugs provide easy access for installation and maintenance.

Watts	Lumens	H	W	L	Mfr. Model	Item No.
15	600	10¾"	5½"	10¾"	OLVTCM	26X701
15	600	11¼"	6"	4½"	OLVTWM	26X702



No. 26X703

No. 26X698



LED Decorative Fixtures

- 120/277V
 - -30° to 40°C
 - Aluminum housing
 - Bronze finish
- Beautify spaces and create ambiance with these attractive light fixtures.

Watts	Lumens	H	W	L	Mfr. Model	Item No.
Cylinder Light						
9	270	8"	4½"	3 1/16"	OLLWD DDB	26X704
14	500	9¼"	4½"	3 1/16"	OLLWU DDB	26X703
Steplight						
26.45	1436	5 1/10"	3 1/8"	5 1/10"	OLSS DDB	26X698



No. 1PLL5



Wall Pack Fixtures

- Lamps included
- 9" L x 11½" W x 10" H

Sealed and gasketed to help keep out external contaminants. Front cover is 1-pc., UV-resistant polycarbonate. Reflector is 1-pc., die-formed diffused aluminum. IP65 rated. No. 1PLL7 includes photocell.

Lamp Type	Lamp Watts	Voltage	Mfr. Model	Item No.
Compact Fluorescent	42	120 to 277	TWA 42TRT MVOLT LPI	1PLL5
Metal Halide	100	120	TWA 100M TB1 PE LPI	1PLL7



LED Area Fixture

- 120-277V
 - 50,000-hr. rated life
- Dusk-to-dawn sensor turns light on and off automatically. Replaces 175W MH or HPS fixtures. Dark bronze finish.

Watts	Lumens	H	W	L	Mfr. Model	Item No.
20	1337	9¾"	2"	11½"	OLW14 M2	6MGH3

HALO®

LED Lighting

• **More energy efficient than incandescent lighting**

High-intensity track lighting is an excellent choice to replace more traditional high-wattage CMH sources in many applications.

LED Track Heads—Unique optical design yields clean patterns of light with optimal cut-off and minimized source brightness. Light distribution can be easily changed in the field. Tight optical control provides superior light quality and precise aiming with minimal spill light. Lockable arm has ±90° adjustment for both rotation and tilt, and graduation marks every 15° for precise, repeatable aiming. 50,000-hr. rated life and 3000K color temp. 120/277V.

LED Reflector Trims—Multiple LED recessed luminaire can be used in many interior spaces.

Light Engines and Light Engine Kits—LED packages integrate multiple LEDs and a heat sink. Kits include trim. 50,000-hr. rated life and 3000K color temp. 80 CRI. RoHS compliant.

Description	Voltage	Initial Lumens	Lumens Per Watt	H	W	L	Mfr. Model	Item No.
LED Track Heads								
Square	120-277	311	33	7-3/32"	11"	13"	L805SMLNF830P	13R111
Square	120	726	41	7-1/2"	13-1/4"	11-1/4"	L805MEDNF830P	13R112
Square	120-277	2383	63.6	7-1/2"	13-1/4"	11-1/4"	L805LRGNF830P	13R113
LED Can Light Reflectors								
Specular/Wet Location	—	—	—	2-1/2"	5-7/8"	5-7/8"	TL402SCS	13R120
Light Engines								
LED	—	686	49	5"	4"	4"	EL405830	13R118
LED	120	945	66	6-1/4"	5-3/4"	5-3/4"	ML709830ICAT120D	13R126
Light Engine Kits								
LED, Square	—	637	45.5	5"	5"	5"	ELSG405830WH	13R122



CREE

LED Fixtures

Provide uniform illumination and ensures even lighting above work spaces. 50,000-hr. rated life.

Troffers—Designed to accommodate recessed, surface-mount, or suspended installations. Lightweight and compact.

Recessed Downlights—Install quickly and easily into new and existing 4" and 6" housings.



Watts	Lumens	Lumens Per Watt	Voltage	Color Temp.	CRI	Replaces	L	Mfr. Model	Item No.
Troffers									
35	3200	90	120 to 277VAC	3500K	80	2 Lamp T8	23-7/10"	CR22-32L-35K-S-HD	22CW44
35	3200	90	120 to 277VAC	4000K	80	2 Lamp T8	23-7/10"	CR22-32L-40K-S-HD	22CW45
44	4000	90	120 to 277VAC	3500K	80	3 Lamp T8	47-7/10"	CR24-40L-35K-S-HD	22CW46
44	4000	90	120 to 277VAC	4000K	80	3 Lamp T8	47-7/10"	CR24-40L-40K-S-HD	22CW47
Recessed Downlights									
9.5	575	61	120	2700K	90	4" Can Light	5"	CR4-575L-GU24	43Y168
9.5	625	66	120	2700K	80	6" Can Light w/ Edison Base	7-1/2"	CR6-625L-27K-12-E26-FD	22CW05
9.5	625	66	120	2700K	80	6" Can Light w/ GU24 Base	7-1/2"	CR6-625L-27K-12-GU24-FD	22CW06

RADIONIC

HF-TECH, INC.

LED Cove and Strip Lighting

Bright, uniform lights are easy to install with mounting tracks. Durable extruded aluminum housing has removable clear acrylic diffuser. Include power cord, mounting hardware, linking cable and butt connector. 50,000-hr rated life. UL Listed.

Voltage	Color Temp.	Lumens Per Watt	H	W	L	Mfr. Model	Item No.
LED Cove Light Fixtures							
120VAC	3000K	67.5	1"	1 1/2"	12"	ZX513-CL-WW	21GP73
120VAC	4500K	75.8	1"	1 1/2"	12"	ZX513-CL-CW	21GP72
120VAC	3000K	73.7	1"	1 1/2"	19"	ZX515-CL-WW	21GP75
120VAC	4500K	80.6	1"	1 1/2"	19"	ZX515-CL-CW	21GP74
LED Striplights							
120VAC	2700K	65	1"	1 1/2"	12"	ZX513-D-WW	21GP76
120VAC	2700K	66	1"	1 1/2"	19"	ZXR515-HL-WW	21GP70
120VAC	4500K	76.2	1"	1 1/2"	19"	ZXR515-HL-CW	21GP71





No. 5YB72



No. 13M588



No. 4PG74



No. 1BP67

Replacement parts are available; call 1-800-GRAINGER (472-4643) or see Grainger.com®.



Emergency Lighting Fixtures

• 120/277VAC

2 adjustable lamp heads on each unit (unless noted) provide 90 min. illumination upon loss of AC power. Brownout protection. Include maintenance-free, sealed lead-calcium battery. UL Listed; meet UL 924, NFPA 101, NFPA 70-NEC, and OSHA illumination standards.

Indura® Series—Vertical design minimizes pole- or column-mount overhang; also suitable for wall, I-beam, unistrut, or ceiling and pendant mounting. Quick-Beam™ installation with steel mounting bracket. AC/LVD reset helps prevent battery damage from deep discharge. Thermal protection and compensation prevent overheating and charger failure. Self-diagnostic unit No. 5YB72 features audible failure indication and time delay. Most units (except No. 4LB98) can be used with remote heads (sold separately). NEMA 4X fixtures have a sealed housing with silicon gasket to withstand rain, sleet, snow, splashing, hose-directed water, and windblown dust.

Quantum® Series—Corrosionproof, UV-stable resin housing resists impact, scratches, and discoloration. Removable knockouts and universal J-box pattern on back panel, plus flexible conduit entry points on top, simplify installation. Self-diagnostic units automatically test every 30 days. Multichromatic LED indicator displays 2-state charging, test activation, and 3-state diagnostic status. Low-profile test switch/pilot light. All except No. 4PH07 have a MR24 multifaceted reflector for uniform, low-glare illumination. UL 94 V-O flame rating.

Recessed Series—Provides 90 min. illumination upon loss of AC power. Recessed fixture has rotating lamps: head rotates 359° to aim glass sealed-beam lamps (included) where needed. Durable white polycarbonate faceplate. For use in air-handling plenums. Unit can be mounted on exposed or concealed suspension ceiling systems. Battery terminals slip on for easy installation.

Titan® Series—Great where code requires steel housing or metal lamp heads. Current-limiting charger maximizes battery life and minimizes energy consumption. Feature a test switch and ready/charge light for monitoring system operation. Most units (except Nos. 4PG94 and 2XLG1) can be used with additional remote heads (sold separately).

Watts @ 90 Minutes	No. of Lamps	Lamp Type	Lamp Watts	Head Lamps Adjustable	Description/Special Features	L	W	H	Mfr. Model	Item No.
Indura Series										
18	2	Krypton	9	Yes	Industrial, NEMA 4X	11 1/2"	7 1/4"	16"	INDX618	4LB96
18	2	Krypton	9	Yes	Industrial, NEMA 4X, Self-Diagnostics	11 1/2"	7 1/4"	16"	INDX618 SEL	5YB72
18	2	Krypton	9	Yes	Industrial	12"	9"	12 1/2"	IND618	5TP29
54	2	Krypton	9	Yes	Industrial, NEMA 4X	11 1/2"	7 1/4"	16"	INDX1254	4LB98
Quantum Series										
1.44	2	LED	1.44	Yes	—	10 1/4"	2 3/4"	4 1/4"	ELM2 LED SD M12	21XP39
3	24	LED	1.5	Yes	—	10 1/4"	2 3/4"	4 1/4"	ELM2 LED	4ZDA4
3 or 6	24	LED	1.5	Yes	High Output	10 1/4"	2 3/4"	4 1/4"	ELM2 LED HO	4ZDA5
3.6	2	LED	1.8	Yes	Adjustable Heads	10"	2 1/4"	4 1/4"	EU2 LED	13M588
18	2	Krypton	9	Yes	—	12 3/4"	4 3/4"	7"	ELM618	4LB89
27	2	Krypton	9	Yes	—	12 3/4"	4 3/4"	7"	ELM627	4LB90
54	2	Krypton	9	Yes	—	12 3/4"	5 7/8"	7"	ELM1254	4LB91
Recessed Series										
16	2	Incandescent	8	Yes	—	12"	3 5/8"	12"	ELR2	4PG74
Titan Series										
16	2	Incandescent	8	Yes	—	11 5/8"	4 3/4"	7 7/8"	ELT16	4PG94
18	2	Incandescent	9	Yes	New York Approved	10"	3"	14 1/2"	ELT618NY	2XLG1
32	2	Halogen	12	Yes	Chicago and New York Approved	13 1/8"	2 1/2"	11 5/8"	ELT632CNY	1BP67
24	2	Incandescent	8	Yes	—	11 5/8"	4 3/4"	7 7/8"	ELT24	3EU38
50	2	Incandescent	12	Yes	—	11 5/8"	4 3/4"	7 7/8"	ELT50	4PG96

Take Advantage of LED Smart Solutions for Hospitality Lighting Renovations!



Meetings & Conference Rooms



Guestrooms & Bathrooms



Exterior

Save Energy – Drive Profitability – Increase Guest Comfort

For more information, call 1-800-GRAINGER, click on grainger.com/hospitalysupplies or stop by your local branch.



Emergency Lighting Fixture

• 120/277VAC

Wall- or ceiling-mount emergency lighting sources feature a test switch and charge rate indicator. Low-voltage battery disconnect helps prevent deep discharge battery damage. Includes maintenance-free sealed lead-calcium battery. UL Listed and meet UL 924.



Watts @ 90 Minutes	Lamp Type	No. of Lamps	Lamp Watts	Head Lamps Adjustable	L	W	H	Item No.
10.8	Incandescent	2	5.4	Yes	5½"	12½"	4"	6CGLO




Emergency Lighting Fixture

• 120/277VAC

Sealed-beam, 5W lamps activate automatically upon power failure to provide up to 90 min. of emergency lighting. 6V lead calcium maintenance-free battery. Low-profile design. Housing made of injection-molded, flame-rated thermoplastic.



Watts @ 90 Minutes	No. of Lamps	Lamp Type	Lamp Watts	Head Lamps Adjustable	Description/ Special Features	L	W	H	Mfr. Model	Item No.
10.8	2	Incandescent	5.4	Yes	Flame rated	14"	5"	5"	EZ-2	3UVZ1



No. 1LEK7



No. 1LEK8



LED Exit Sign Retrofit Kits

- Replace existing T6½ exit sign lamps
- LED color is red

Slim plastic housing assures easy fit, and the concave LED lens spreads light evenly. No. 1LEK7 includes 2 LED lamp arrays with a standard candelabra screw base, 2 candelabra-to-bayonet adapters, and 2 candelabra-to-intermediate adapters. No. 1LEK8 includes mounting bracket. Consume only 1.2W of power. UL 924 approved for many standard exit signs; meet City of Chicago and New York City Standards.

Lamp Base	Voltage	L	Item No.	Pkg. Qty.
Candelabra	120	4¾"	1LEK7	2
Direct Wire	120/277	5⅝"	1LEK8	1



No. 2UKH2

No. 2UKJ6



No. 2UKJ2



No. 2UKH3



No. 2UKJ4



Sealed Lead-Acid Batteries

Rechargeable batteries can replace most major brands. They operate in any position and are approved for shipping as nonhazardous and nonspillable material. Suitable for use in emergency lighting, UPS systems, and standby power operations.

Output Volts (DC)	Battery Cap. (AH)	Terminal Type	Terminal Connc.	H	W	D	Item No.
ABS							
6	10	Faston	0.187" Male Tab	3⅞"	5½"	2"	2UKH2
6	4	Faston	0.187" Male Tab	4¼"	2¾"	1⅞"	2UKJ2
6	7	Faston	0.187" Male Tab	3⅞"	5½"	1⅞"	2UKJ6
6	12	Faston	0.250" Male Tab	3⅞"	5½"	2"	2UKK6
12	12	Faston	0.250" Male Tab	3⅞"	5½"	4"	2UKH3
12	7	Faston	0.187" Male Tab	3⅞"	5½"	2⅞"	2UKJ4
12	8.5	Faston	0.187" Male Tab	3¾"	5½"	2⅞"	2UKK2
Flame-Retardant ABS							
12	7	Faston	0.187" Male Tab	3⅞"	5½"	2⅞"	2UKJ5



No. 4PH44



No. 4PG76



No. 4PH12



Replacement Batteries for Exit Signs

Voltage	Battery Capacity	Terminal Type	D	W	H	For Use With	Mfr. Model	Item No.
6	4Ah	Slip On	1⅞"	2¾"	4⅞"	Mfr. No. LHQM SW3RM4, LHQM S W 3 G 120/277, ELM2 SD, ELR2, X S W 3 G 120/277 EL, F2X S W 3 R 120/277 EL, QM S W 3 R 120/277 EL, ELM, ELM2, ELM2 B, LHQM S W 3 R HO M4, ECR M6	ELB 06042	4PH44
6	6.5Ah	Slip On	4"	1½"	6"	Mfr. No. ELU2X, ELR2, ELT16, 6ELM2, HQM S W 3 R 120/277, HQM S W 3 G 120/277, IND618, IND1236	ELB 0607	4PG76
6	10Ah	Slip On	1½⅞"	5½⅞"	3⅞⅞"	Mfr. No. ELM4, IND654, IND1254	ELB 0610	4PG87
6	14Ah	Recessed Tabs	2¾"	4¼"	5½"	Mfr. No. ELU3X, ELT36, ELT50	ELB 0614	4PH12

Replacement parts are available; call 1-800-GRAINGER (472-4643) or see Grainger.com®.



No. 3BA33



No. 3CE34



LITHONIA LIGHTING

Quantum® Series Exit Signs

- 120/277V
- 6"-high letters
- **Universal mounting capability**
Impact-, scratch-, and corrosion-resistant, white thermoplastic housing snaps together with no additional fasteners. UL Listed.

Fixture Wattage	Letter Color	Lamp Type	D	W	H	Optional Guard	Item No.
Exit Sign							
0.62	Red	LED	2"	11¼"	7⅝"	4YFV2	3BA31
2.7	Red	LED	2½"	12½"	8⅞"	4YFV2	46C217
3.4	Green	LED	2½"	12½"	8⅞"	4YFV2	46C219
Exit Sign with Battery Backup							
0.71	Red	LED	2"	11¼"	7⅝"	4YFV2	3BA32
0.71	Green	LED	2"	11¼"	7⅝"	4YFV2	3BA33
0.71	Red	LED	2"	11¼"	7⅝"	4YFV1	2XLW3
0.71	Green	LED	2"	11¼"	7⅝"	4YFV1	2XLW4
Exit Sign with Emergency Lights							
3	Green	LED	2½"	19¼"	8"	—	4ZDA8
3.3	Red	LED/Krypton	2⅝"	21¼"	9⅞"	4YFV1	3CE34
5	Red	LED	2½"	19¼"	8"	—	4ZDA6



No. 2TUE6



No. 2VDD9



isolite

Self-Luminous Exit Signs

- **No electricity required**
- 6"-high letters with ¾" stroke
- **Universal mounting**
- **Directional chevrons**
- 1 side

Maintenance-free signs are easy to install, and have no lamps or batteries to replace. Phosphor-coated, tritium-filled glass tubes provide worry-free emergency lighting for up to 20 yr. Rugged ABS housing. Vibrationproof, spark-free units are unaffected by extreme temperatures. Ideal for damp, wet, and explosive-atmosphere environments. 10-yr. manufacturer's warranty. UL Listed and meet UL 924 and NFPA Life Safety Code 101.

Background Color	D	W	H	Mfr. Model	Item No.
Green	1"	14"	8½"	SLX-60-S-10-G	2TUE6
Red	1"	14"	8½"	SLX-60-S-10-R	2VDD9

No. 33H468



LED Canopy and Garage Light Fixtures

- 100-277V
- **Rated avg. life: 50,000 hr.**

High-efficiency fixtures are compatible with building controls including dusk-till-dawn and occupancy sensors. Die-cast aluminum housing. No. 33H468 is for parking canopies; Nos. 45C244 and 45C245 are for parking garages. All models are RoHS compliant. ETL and C-ETL Listed for wet locations.

Watts	Color Temp.	CRI	Lumens	Lumens Per Watt	Item No.
40	5700K	72	2533	68	33H468
40	5000K	70	3034	77	45C244
60	5000K	68	3945	65	45C245

No. 21P675



No. 26X705



LED Garage Light Fixtures

- 120/277V
- **Rated avg. life: 50,000 hr.**

High-performance LEDs give you uniform lighting without worrying about lamp replacement. Use them for applications with low mounting heights such as parking garages. Housing is made of die-cast aluminum.

No. 21P659



No. 22EL96



Watts	Color Temp.	Rated Life	CRI	Lumens	Lumens Per Watt	Light Distribution	Mfr. Model	Item No.
44	40K	60,000 hr.	80	4428	101	Medium	VAP 4000LM FST MD MVOLT GZ10 40K 80CRI	21P675
56	5000K	100,000 hrs.	80	3634	64	Type V	OLWCM 36 M2	26X705
58	4000K	60,000 hr.	67	4793	83	Type 5	KACM LED 1 49B350/40K SR5 MVOLT DDBXD	21P659
64	5000K	60,000 hr.	80	7234	—	Medium	VAP4000LMFSTMDMVOLTGZ1050K80CRI	39UT33
91	5000K	100,000 hr.	67	9776	107	Type III	DSX0 LED 40C 700 50K T3M MVOLT RPA DDBXD	22EL96
102	4000K	L87/100,000hrs	70	8699	85	Type 5 Entry	DSXPGT LED 40C 700 40K T5E MVOLT DWHXD	39L056

No. 43Y276



No. 43Y302



LED Area Fixtures


- **50,000-hr. average rated life reduces maintenance costs**
- **RoHS compliant**

These lights illuminate garages and parking lots for the safety of your customers and clients. Feature die-cast aluminum housings. Operating temp.: -40° to 50°C. UL and C-UL Listed.

No. 43Y319



No. 43Y309



Mounting	Watts	Color Temp.	CRI	Lumens	Lumens Per Watt	Light Distribution	Mfr. Model	Item No.
Horizontal Tenon	53W	4000	70	3500	66	Type II	BXSPA02GA-USQR	43Y276
Wall Mount	70W	5700	70	5893	84	Type III	BXSE0304D-UCZ	43Y319
Direct Mount	70W	5700	70	5635	81	Type V	BXCL0504D-UC	43Y309
Direct Arm Mount	101W	5700	70	9697	96	Type V	BXAL1506D-UCZ	43Y302



LED Landscape Lights

LED lights feature 50,000-hr. average rated life which reduces replacement costs. Equipped with an integrated solid-state driver and LEDs.

No. 3GPE8



No. 13T375

Description	Housing Finish	Voltage	L	W	H	Mfr. Model	Item No.
LED Floodlight, 10.7 Watts	Dark Bronze	120 to 277VAC	12"	1½"	7"	ALF-6LU-5K-BZ	13T375
Step Light, 15 Watts	Black	120VAC	9¾"	4½"	3½"	EL807/9L3KUV/BL	3GPE8



Landscape Lights

Designed with an integrated solid-state driver and LEDs, these lights are ideal for working outdoors in dark conditions. They reduce replacement costs with a 50,000-hr. rated life.



No. 6MPA9



No. 6MPC6



No. 6MPC9

Description	Voltage	Item No.
Halogen Mini Bullet, 50W, Lamp Included	12VDC	6MPA9 *
Incandescent Bullet, 150W	120VAC	6MPC6 *
Mounting Post, 18" PVC	—	6MPC9
Replacement Lens for No. 6MPC6, Die Cast Aluminum	—	6MPC8

* Requires Mounting Post No. 6MPC9, sold separately.



LED Window Sign

• 120V

Easy-to-install, highly visible light draws attention during the day and night hours. Red and blue LED lights can be set to static or chasing/blinking variable speed. Energy-efficient alternative to neon lights. Features easy On/Off rocker switch. Includes Mounting hardware, (2) 31" chains, (2) Hooks, and 6 ft. power cord. C-UL Listed.



Description	Mounting	L	W	H	Item No.
Open Sign	Chain Hung	21½"	1½"	7¼"	4EAG9



5mm Wide Angle

T1-3/4 Mini



LED Holiday String Lights

It's the time of year to turn your business into a winter wonderland with these attractive holiday lights. Festive and ambient, they also contribute to reduced maintenance costs with a 50,000-hr. rated life. Each string features 70 lights. UL Listed.

Description	Watts	Item No.
White, 5mm Wide Angle	4.8	21AP69
Multicolor, 5mm Wide Angle	4.8	21AP68
White, T1-3/4 Mini	3.6	21AP75
Multicolor, T1-3/4 Mini	3.6	21AP74

• Set times for lighting/pump/heating: 3-in-1



Electronic Timer

- Outdoor NEMA 3R metal enclosure
- SPST contacts
- Dim.: 9¾"L x 2"W x 2¾"D



3 Programs (Pump/Heating/Lighting) are great for controlling gardens and fountains, pool, spa, and landscape lighting. 36 hr. of backup time.

No. of Poles	Contact Form	Amps	Voltage	Min. Time Setting	Max. Time Setting	Max. On/Off Cycles	Mfr. Model	Item No.
3	SPST	20	120/240VAC	1 min.	7 days	3	PE153	3FWY5



AAA



D



9V



Alkaline Batteries

Reliable, long-lasting batteries also have an extended shelf life.

Battery Size	Item No.	Pkg. Qty.
AAA	40KJ57	24
AA	40KJ60	24
C	40KJ56	12
D	40KJ59	12
9V	40KJ58	12



No. 1LEF8



Energizer

Lithium Batteries

- Mercury-free formula
- Date coded

These long-lasting batteries are perfect for your high-tech lifestyle.

Battery Size	Voltage	Item No.	Pkg. Qty.	Battery Size	Voltage	Item No.	Pkg. Qty.
AAA	1.5	1LEF8	4	D	1.5	22M704	8
AAA	1.5	22M703	16	123A	3	3KKJ3	1
AA	1.5	2LBJ6	8	2032	3	45EK15	1
AA	1.5	22M702	16	2CR5	6	45EK23	1
AA	1.5	22M707	24	223	6	45EK22	1
AA	1.5	22FX67	36	9V	9	22M706	4
C	1.5	22M705	8	9V	9	6FXX3	1



No. 3VY96

DURACELL
Batteries

- Mercury-free formula
- Date coded

Suitable for use in flashlights, smoke detectors, multimeters, and other handheld electronic devices. Up to 7-yr. shelf life with minimal performance loss.

Battery Size	Voltage	Item No.	Pkg. Qty.
Alkaline-CopperTop			
AAA	1.5	3WA12	4
AAA	1.5	13J054	8
AAA	1.5	13J055	16
AA	1.5	3WA11	4
AA	1.5	13J052	8
AA	1.5	13J053	16
C	1.5	3VY97	4
C	1.5	2HYJ6	8
D	1.5	3VY96	4
D	1.5	2HYJ5	8
Lantern	6.0	5LE26	1
9V	9	3VY99	2
9V	9	2HYJ7	4
Alkaline-Quantum			
AAA	1.5	21LN84	8
AAA	1.5	21LN82	24
AA	1.5	21LN83	8
AA	1.5	21LN81	24
C	1.5	32ZN23	12
D	1.5	32ZN22	12
9V	9	32ZN21	12



No. 5LE26



No. 21LN83



No. 2V423



No. 4LV99



Lantern Batteries

- Mercury-free formula
- Meet EPA requirements for landfill disposal

Never get left in the dark again. These batteries power lanterns, barricades, and flashlights.

Voltage	Battery Type	Item No.
6.0	Heavy Duty	2V423
6.0	Heavy Duty Max.	2V553
6.0	Alkaline	4LV99




No. 20V848



No. 4TAE4



No. 5U085



No. 4LW07



Batteries

- Mercury-free formula
- Date coded

Standard batteries have up to 7-yr. shelf life with minimal performance loss. They are suitable for most common applications. Button/Coin Cell batteries provide power for test instruments, calculators, timers, watches, keyless locks, and other small electronic devices.

Battery Size	Voltage	Battery Type	Item No.	Pkg. Qty.
Standard				
AA	1.5	High Performance Alkaline	20V848	24
C	1.5	Alkaline	4TAE4	6
D	1.5	Alkaline	4TAE3	6
Button/Coin Cell				
76	1.5	Silver Oxide	5U085	1
123	3	Lithium	5PT96	2
2025	3	Lithium	2CUR8	1
2032	3	Lithium	4LW11	1
23A	12	Alkaline	4LW07	1



AMPROBE

Battery Tester

Make sure you don't run out of power when you need it. This tester is compatible with 9V, AA, AAA, C, D, and 1.5V button-type batteries. 1.5V to 9V range. Analog display. 1.5"H x 7.5"W.

Item No.
5DJEB



No. 10A356



Security Door Batteries

Electronic door lock batteries are original equipment on many common brands, and can be used as direct replacements for most electronic locks. Double-welded and double-insulated.

Voltage	Cross-Reference	For Use With	L	W	Mfr. Model	Item No.
6	HTL-1, HTL-17, S54490, 884955	Saflok	2.25"	0.5"	DL-2	10A356
6	HTL-3, HTL-5, 885008, S7400-12, ELSS, 50800LB	Saflok	2.25"	0.5"	DL-5	10A357
6	HTL-11, HTL-13, 884952, A28100, A28110, PMI235NT	Saflok	2.25"	0.5"	DL-8	10A358
6	HTL-6, S90040, Select 6	Saflok	1.75"	1"	DL-19	10A360
9	DL-18, 100178, PT00213	Intellikey	6"	1 1/2"	DL-40	10A364
9	HTL-2, 884950, UNICAN, PMI7000	KABA ILCO	1.75"	1"	DL-16	10A359
9	12, PM106V	VingCard	1.75"	1"	DL-26	10A361
9	DL-19, DL-120, 100219, PT00212L	VingCard	1.75"	0.5"	DL-31	10A363
9	HTL-10, Timelox, DL-25	VingCard / Timelox	4"	0.5"	DL-30	10A362



Line Conditioner

- Complete surge and line noise protection
- 3 LEDs for high voltage, normal voltage, and low voltage

By automatically regulating incoming voltage to provide nominal 120VAC power, conditioner keeps equipment working through low voltage (i.e., brownout) and high voltage conditions.

Output Watts (Continuous)	No. of Outlets	NEMA Plug Config.	Cord Length (ft.)	H (in.)	W (in.)	D (in.)	Mfr. Model	Item No.
600	6	5-15P	6	5½	4¾	4¾	LS 606M	5JK13



No. 4HHH4



Standby UPS Systems

- USB port
- Fax/modem line surge suppression

Provide cost-effective backup power and power protection for individual computers. ECO high-efficiency models Nos. 4HHH4, 4HHH5, and 4HHH6 support green energy savings with select surge-only outlets that can be configured to automatically power off. Nos. 6FXL7 and 6FXL8 are energy-saving and TAA-GSA compliant. All are agency approved.



Power Rating	Watts	Voltage	Backup Time (Half/Full Load)	NEMA Plug Config.	NEMA Receptacle	W	H	D	Mfr. Model	Item No.
350VA	180W	120	11 min./3 min.	5-15P	(6) 5-15R	8.0"	3.0"	6½"	ECO350UPS	4HHH4
350VA	180W	120	12 min./4 min.	5-15P	(6) 5-15R	8.0"	3.0"	6½"	INTERNET350U	4GU32
500VA	280W	120	15 min./4 min.	5-15P	(6) 5-15R	5½"	8½"	7.0"	INTERNETOFFICE500	5JK01
500VA	300W	120	16 min./5 min.	5-15P	(6) 5-15R	3¾"	6½"	11½"	POS500	6FXP5
550VA	300W	120	10 min./3.5 min.	5-15P	(8) 5-15R	10¼"	3¼"	57/10"	ECO550UPS	4HHH5
550VA	300W	120	10 min./3.5 min.	5-15P	(8) 5-15R	10¼"	3¼"	57/10"	ECO550UPSTAA	6FXL7
550VA	300W	120	10 min./3.5 min.	5-15P	(8) 5-15R	10¼"	3¼"	57/10"	INTERNET550U	4GU33
700VA	425W	120	17 min./5 min.	5-15P	(6) 5-15R	5½"	10¼"	7½"	INTERNETOFFICE700	5JJ98
750VA	450W	120	11.5 min./2.5 min.	5-15P	(12) 5-15R	12½"	3¼"	69/10"	ECO750UPS	4HHH6
750VA	450W	120	11.5 min./2.5 min.	5-15P	(12) 5-15R	12½"	3¼"	69/10"	ECO750UPSTAA	6FXL8



Back-UPS® System

- Fax/modem line surge suppression

Compact 8-outlet system provides basic battery backup and surge protection with enough backup power to work through short and medium-length power outages. Features audible alarm, LED status indicator, replaceable battery, push-button circuit breaker, and transformer-block spaced outlets. Environmentally friendly unit uses less power during normal operation. Includes software that automatically saves open files and shuts down the computer during extended outages. UL and C-UL Listed. FCC Part 15 Class B.



Power Rating	Watts	Voltage	Backup Time (Half/Full Load)	NEMA Plug Config.	NEMA Receptacle	No. of Outlets	Outlet Type	W	H	D	Mfr. Model	Item No.
550VA	330W	120	13 min./3 min.	5-15P	5-15R	8	(4) UPS/Surge, (4) Surge	7.0"	3½"	12.0"	BE550G	4NZT3

No. 6CYY7



Surge Protectors

Plug-In and Outlet Strips eliminate surges, spikes, and EMI/RFI noise to protect critical electrical equipment, computer systems, and hardware. Plastic housings.



No. 6CYY6



No. 4HHG7

No. of Outlets	Cord Set	Joules	L	W	D	Color	Brand	Mfr. Model	Item No.
Plug In									
6	—	600	52³/₃₂"	4¼"	1³/₃₂"	Ivory	Power First	6CYY7	6CYY7
Outlet Strip									
6	4 ft.	790	10¹¹/₃₂"	1½"	1¹⁷/₆₄"	Gray	Tripp Lite	TLP604	2MY53
6	6 ft.	450	10¹³/₃₂"	12³/₃₂"	19/₆₄"	White	Power First	6CYY6	6CYY6
6	6 ft.	790	10¹¹/₃₂"	12¹³/₃₂"	1¹⁷/₆₄"	Black	Tripp Lite	TLP606B	4HHG7
7	6 ft.	450	132⁹/₃₂"	257/₆₄"	15/₁₆"	White	Power First	6CYY5	6CYY5
7	6 ft.	1080	11¹¹/₁₆"	23/₆₄"	12¹/₆₄"	Gray	Tripp Lite	STRIKER (SUPER 6)	5JK48



Extension Cords

- For indoor use
- Molded plugs

Reliable, high-quality extension cords to meet a variety of job needs. Nos. 1FD68 and 1FD71 have polarized 2-conductor plugs and outlets with safety caps.

Gauge/Conductor	Cord Length	Cord Type	Voltage Rating	Max. Amps	NEMA Plug Configuration	NEMA Recep. Config.	Temp. Range	Jacket Color	Brand	Item No.
Single-Outlet Cords										
16/3	10 ft.	SJT	125	13	5-15P	5-15R	Up to 221°F	Black	GA	5XFR0
16/3	15 ft.	SJT	125	13	5-15P	5-15R	Up to 221°F	Black	GA	5XFR1
12/3	50 ft.	SJTW	125	15	5-15P	5-15R	Up to 221°F	Black	GA	5XFP4
12/3	100 ft.	SJTW	125	15	5-15P	5-15R	Up to 221°F	Black	GA	5XFP5
3-Outlet Cords										
16/2	9 ft.	SPT-2	125	13	1-15P	1-15R	0° to 140°F	Brown	Power First	1FD68
16/2	15 ft.	SPT-2	125	13	1-15P	1-15R	0° to 140°F	Brown	Power First	1FD71
3-Outlet Power Center Cord										
16/3	9 ft.	SJT	125	13	5-15P	5-15R	-4° to 167°F	Beige	Power First	1FD72
Extension Cord with Right Angle Plug										
14/3	6 ft.	SPT-3	125	15	Right Angle 5-15P	5-15R	0° to 140°F	Beige	Power First	3AY45



General-Purpose Extension Cords

- For indoor and outdoor use
- NEMA 5-15 plug and receptacle configuration

A range of cord lengths accommodates almost any power requirement. An LED at the receptacle end indicates power is available. SJTW cords with PVC jackets. Temp. range is -40° to 167°F.

Gauge/Conductor	Jacket Color	10-FT. CORD		25-FT. CORD		50-FT. CORD		100-FT. CORD	
		Max. Amps	Item No.	Max. Amps	Item No.	Max. Amps	Item No.	Max. Amps	Item No.
Single-Outlet									
16/3	Orange	13	3EA97	13	3EA98	13	1FD53	10	1FD54
14/3	Orange with Black Stripe	15	1XUP4	15	3EA99	15	1FD55	13	1FD56
12/3	Yellow with Black Stripe	15	1XUP5	15	1XUP6	15	3EB10	15	1FD57
3-Outlet									
14/3	Orange with Black Stripe	15	1FD64	15	1FD65	15	1FD66	—	—
12/3	Yellow with Black Stripe	—	—	—	—	15	1XUR2	—	—
10/3	Yellow	—	—	—	—	15	1XUR3	—	—



Electrical Cord Storage Reel

- Cord not included

Manual-wind reel stores up to 100 ft. of standard 16/3 electrical cord. Includes 2 integral keyholes for hanging and center bars for carrying convenience.



Size	Item No.
13 3/4" L x 7 1/4" W x 3 1/2" D	6YF65



No. 3TA13



No. 3W210



Outlet Strips

- For indoor use
 - 120VAC
- Deliver power safely where needed. Resettable overload circuit breaker on all units.

No. of Outlets	Cord Length	NEMA Plug Config.	L	W	H	Color	Brand	Mfr. Model	Item No.
Rack Mount, Metal									
12 (6 Front, 6 Rear)	15 ft.	5-15P-HG	17 1/16"	1 1/4"	4	Black	Tripp Lite	RS-1215-HG	3TA13
Raceway, Metal									
8	6 ft.	5-15P	48"	2 1/8"	1 61/64"	Gray	Power First	3W210	3W210



No. 2TKX6

Cable

SOOW Jacket Cable—Durable construction for indoor/outdoor use. Resists acid, oil, flames, high temperatures, impact, moisture, abrasion, and sunlight. Sequential foot markings.

Riser Cable—Intended for installation in risers and general horizontal applications when installed in accordance with NEC Article 800-51(b)(g). Sequential foot markings. Solid conductor.

Plenum Cable—For installation in ducts, plenums, and other spaces used as environmental air returns when installed in accordance with NEC Article 800-51(a)(g). 0°C low temp. rating. Sequential foot markings. Solid conductor.

Outside Plant Cable—Suitable for aerial, duct, and direct burial applications. Waterproof, gel-filled construction prevents moisture damage in wet or underground applications. Wide temperature range for extreme weather environments. Solid conductor.

No. of Conductors	Color	Max. Voltage	Temp. Range	Spool Length	Brand	12 GAUGE		10 GAUGE	
						Nominal O.D.	Item No.	Nominal O.D.	Item No.
SOOW Cables									
3	Yellow	600	-58° to 221°F	250 ft.	Carol	0.600"	2TKX4 *	0.660"	2TKX6 *
3	Black	600	-40° to 194°F	250 ft.	Carol	0.595"	2W378 *	0.660"	3W477 *
4	Black	600	-40° to 194°F	250 ft.	Carol	0.650"	3W476 *	0.715"	3ZK63 *
4	Yellow	600	-58° to 221°F	250 ft.	Carol	0.650"	2TKX5 *	0.710"	2TKX7 *

Category Type	Packaging	No. of Conductor Pairs	Type	L	Brand	BLUE Item No.	GRAY Item No.	WHITE Item No.	BLACK Item No.
Riser Cable, Flame-Retardant PVC									
Category 6	Spool-Pac®	4	Nonshielded	1000 ft.	GenSpeed	3WA22 †	4DNW1 †	1MUL9 †	—
Category 5e	Pull-Pac®	4	Nonshielded	1000 ft.	GenSpeed	5MD21 †	3ZK44 †	5MD20 †	—
Category 6	Pull-Pac®	4	Nonshielded	1000 ft.	GenSpeed	1MUL7 †	—	1MUN1 †	—
Plenum Cable, Low-Smoke Flame-Retardant PVC									
Category 6	Spool	4	Nonshielded	1000 ft.	GenSpeed	1MUH9 †	—	1MUL3 †	—
Category 6	Pull-Pac® II	4	Nonshielded	1000 ft.	Carol	21EN41 †	21EN42 †	21EN40 †	—
Category 5e	Pull-Pac®	4	Nonshielded	1000 ft.	GenSpeed	5MD17 †	5MD19 †	5MD18 †	—
Outside Plant Cable, UV-and Abrasion-Resistant Polythylene									
Category 5e	Spool	4	Direct Burial	1000 ft.	GenSpeed	—	—	—	1MWX5 †

* UL and CSA Listed for continuous submersion in water. † ANSI/TIA/EIA 568A, ANSI/ICEA S-90-661, NEMA WC63.1. UL and C-UL Listed.

No. 5MKH7



No. 3KW8



Cable Protectors

Keep your jobsite organized and safe by properly managing cable. Rubber duct protector No. 5MKH7 reduces tripping hazards. Must be slit for standard power cords. 1-channel, Fastlane®, drop-over cable protector No. 22F232 has a patented 5-bar tread surface for maximum traction and patented L-connectors to extend to any length. 1-channel, split-top Linebacker® cable protector No. 3KW8 is constructed of all-weather polyurethane and has patented T-connectors that will extend to any length.

Max. Cable Dia.	Channel Width	L	W	H	Color	Item No.
1/2"	3/4"	10 ft.	3 1/2"	0.75"	Black	5MKH7
1/2"	1 1/2"	3 ft.	5 1/4"	0.75"	Black	22F232
1 1/4"	1 1/4"	3 ft.	11 1/2"	1.62"	Orange	3KW8



No. 4CEH5



Floor Cable Covers

- Preslit bottom
- Black

Durable, flexible, and tapered covers help reduce tripping hazards and protect cords and cables from light traffic. Nonmetallic PVC construction.

Max. Cable Dia.	Channel Width	L	W	H	Item No.
1/4"	1/2"	10 ft.	2 3/4"	0.53"	4CEJ1
1/2"	3/4"	5 ft.	3"	0.75"	4CEJ3
1/2"	3/4"	25 ft.	3"	0.75"	4CEJ4
3/4"	1 1/4"	5 ft.	3 1/4"	1.10"	4CEJ6
3/4"	1 1/4"	25 ft.	3 1/4"	1.10"	4CEK6
1 1/4"	2"	5 ft.	5 1/4"	1.65"	4CEH5



No. 4CEN1



No. 4CEN2



No. 4CEK9



Cable Protection Systems

- Polyurethane construction
- Hinged lids

Modular systems protect cords, cables, and hoses from heavy traffic and can be configured as needed. Multiple channels accommodate electrical, data, video, voice, hydraulic, and pneumatic lines. Additional colors and styles are available on Grainger.com®.

Type	Channels	Channel Width	Channel Height	L	W	H	Load Cap. @ 70°F	Load Cap. @ 120°F	Color	Item No.	Pkg. Qty.
Channel	5	1 1/4"	1 1/4"	3 ft.	17 1/2"	2"	10,000 lb.	6000 lb.	Red and Yellow	4CEN1	1
Male/Female End Caps	5	1 1/4"	1 1/4"	0.5 ft.	17 1/2"	2"	10,000 lb.	6000 lb.	Yellow	4CEN2	2
Female End Caps	5	1 1/4"	1 1/4"	0.5 ft.	17 1/2"	2"	10,000 lb.	6000 lb.	Yellow	4CEK9	2



No. 1RK12



No. 4XX70



Electronic Vane Anemometers

- Temp. range: 0° to 122°F
- Accuracy (typical): ±3%

Dual display shows air velocity and temperature, or air velocity and windchill. Averaging mode smooths out wind gusts and changes in air speeds. Float in water. Each includes noncorrosive plastic wind vane (impeller). Auto-Off. Models can measure 100 to 5500 fpm, 1.1 to 62.5 mph, 0.5 to 28 mps, kph, and knots. Pocket Plus No. 1RK12 also measures 10% to 95% relative humidity and 32° to 122°F dewpoint. Include lanyard and CR2032 batteries.

Description	Mfr. Model	Item No.
Thermo-Anemometer	45118	4XX70
Thermo-Anemometer with RH and Dew Point	45158	1RK12



1-Key Combustible Gas Leak Detector

Push-button detection of propane (500 to 6500 ppm) and natural gas (1000 to 6500 ppm). Built-in static discharge feature. Includes AAA batteries.

Description	Mfr. Model	Item No.
Gas Leak Detector	FG100	4GE83



Digital Pin Moisture Meter

Displays moisture level to assess the extent of hidden condensation. Use to check surfaces before painting, wallpapering, or laying floors or tile, to trace roof leaks and water seepage, and to help select dry lumber. Uses threaded, replaceable electrode pins. Can detect 6% to 44% moisture content in wood, 0.2% to 2% content in building materials. Dual LCD shows readings in 3 digits and as a bar graph. Impactproof housing. Includes protective cap, spare pins, and CR2032 batteries.



Description	Mfr. Model	Item No.
Moisture Meter	MO210	1UKE2



No. 4LU63



No. 2XFE4



Combustible Gas Leak Detectors

Typically used for detecting methane (natural gas), propane, acetone, butane, gasoline, solvents, lacquer thinners, and naphtha.

Leakator Jr—Palm-size, 6-oz. instrument. Long-life MOS sensor has 2 sensitivity levels. Leak concentration indication. Includes 12" flexible probe, soft fabric case, and AA batteries.

Informant 2—Sensors swap out to detect refrigerants or combustible gases. With auto-adjusting sensitivity, flashing probe tip, and low-battery indicator. Hydrophobic filter prevents moisture contamination. Includes sensors, color-coded probe tips, hard carrying case, and AA batteries.

Description	Mfr. Model	Item No.
Leakator® Jr.	19-7075	4LU63
Informant® 2, for Refrigerant and Combustible Gas	19-8038	2XFE4



PS Series Thermal Imager

- 3.7" display
- 640 x 480 landscape LCD
- 6½-ft. drop-tested

Ideal for energy audits, building/home inspection, weatherization, restoration, and roofing. Rugged imager features voice annotation and IR-Fusion® technology with AutoBlend™ mode for fast troubleshooting. Field-swappable smart battery. Interchangeable wide-angle and IR-Fusion-compatible telephoto lenses are sold separately, go to Grainger.com®.

Temp. Range	Thermal Sensitivity	IR Detector Res.	Mfr. Model	Item No.
-4° to +302°F (-20° to +150°C)	45 mK	210 x 180 Pixels	Fluke-TiR27	12U603



Change the way you see digital multimeters

Introducing the **Fluke 279 FC** (48RH41, 4773732) Thermal Multimeter. Our **first** digital multimeter with thermal imaging.

For more information, call **1-800-GRAINGER**, click on grainger.com/hospitalitysupplies or stop by your local branch



© 2016 Fluke Corporation. All trademarks are the property of their respective owners. WiFi or cellular service required to share data. Smart phone, wireless service and data plan not included with purchase. First 5 GB of storage is free. Phone support details can be viewed at fluke.com/phones. Digital multimeter measurements and thermal imaging does not display on the same screen. 2/2016 6007465a-en.



AMPROBE

Receptacle and GFCI Tester

- 600VAC
- Load current: 20A

Features LCD indicator. Includes 120V power cord and connection cord. Cat II 120V safety rating.

Mfr. Model	Item No.
INSP-3	6UN99



Woodhead

Receptacle Tension Tester

- Tension range: 4 to 24 oz.
- 15 to 20A
- 125V

Tests the spring contact tension for standard straight-blade receptacles. Safe to use on energized receptacles. Impact-resistant housing. Includes case.

Mfr. Model	Item No.
1760	1PJK7



FLUKE.

AC Clamp Meter

- Jaw capacity: 1 1/8, 1 5/16"
- Resolution up to 0.01A, 0.1V
- Continuity for quick checking of shorts
- CAT IV 300V, CAT III 600V

Small size fits easily into tight places. Features backlit digital LCD and data hold.

Max. AC Amps	Max. AC Volts	Max. DC Volts	Max. Ohms	Mfr. Model	Item No.
400	600	600	4000	FLUKE-324	20E891



EXTECH INSTRUMENTS

Mini Photo Tachometer/Counter

- 5-digit LCD
- Accuracy: ±0.05%
- Max./min./last reading memory
- Laser light source
- On-target indicator
- RPM range: 2 to 99,999

Provides noncontact rpm measurements at distances up to 20". Rugged, double-molded housing provides better grip. Pocket size. Includes reflective tape and 9V battery.

Mfr. Model	Item No.
461920	1TZP5

FLUKE.



Field Service Technician's Multimeter

- Accuracy: $\pm 0.5\% + 2$ counts
- Resistance: 40M Ω

Rugged, high-quality meter is designed for a wide variety of electrical and electronic testing applications. Features large display, backlight, min./max./avg., Hold, diode test, and adjustable range. Frequency up to 50 kHz, capacitance up to 10 mF. Cat III 600V.

Voltage AC/DC	Current AC/DC	Mfr. Model	Item No.
600	10	FLUKE-115	1GAH9



FLUKE.

Electronics Multimeter Kit

Kit includes Fluke 179 Digital Multimeter No. 6MR09, C35 Soft Case, TL910 Electronic Test Probes No. 1ND84, TL224 Silicone Test Leads No. 3MU86, AC280 Heavy-Duty Hook Clips No. 3MU83, TPAK Magnetic Hanging Kit No. 4XL48, and 80BK Integrated Temp. Probe No. 4YV55.

Voltage AC/DC	Current AC/DC	Mfr. Model	Item No.
1000	10	Fluke 179/EDA2 Kit	1LWZ6



FLUKE.

Electrical Tester Kit

Kit includes T5-1000 Electrical Tester, 1AC-A1-II VoltAlert™, and H5 Holster. Meets NFPA 70E safety standard.

Mfr. Model	Item No.
Fluke-T5-H5-1AC-Kit	2PY98

FLUKE.



Noncontact Voltage Testers

- Test for energized circuits and defective grounds

Pocket-size testers are easy to use. Tip glows red, verifying voltage in the line. No. 1DGY1 features a flashlight and On/Off switch.

Voltage Range	Safety Rating	Mfr. Model	Item No.
90 to 1000VAC	CAT IV 1000V	Fluke-2AC	6GAE8
90 to 600VAC	CAT IV 600V	Fluke-LVD2	1DGY1



No. 4KF19



Fluke T5-1000 No. 4KF17

FLUKE.

Voltage, Continuity, and Current Testers

- Easy and accurate OpenJaw™ current measurement
- Compact, fit easily in pocket

Designed to meet the needs of electricians, HVAC, and building maintenance professionals. Meet NFPA 70E safety standard.

Max. AC Volts	Max. DC Volts	Max. Ohms	Safety Rating	Mfr. Model	Item No.
600	600	1000	CAT III 600V	Fluke-T5-600	4KF19
1000	1000	1000	CAT IV 600V, CAT III 1000V	Fluke-T5-1000	4KF17



Megger



No. 2NRW6

Voltage Detectors

Personal safety tools detect live AC voltage without contact to wire. No. 2NRW6 has adjustable sensitivity. No. 2NRW5 has cushioned grip. Nos. 3EMK6, 2LVT1, and 6YPR9 have an integrated flashlight. No. 3EMK6 is dual range. All include AAA batteries. Cat IV 1000V, except No. 6YPR9 is Cat III 1000V.

Voltage Range	Indication	Brand	Mfr. Model	Item No.
5 to 1000VAC	Audible and Visual	Greenlee	GT-16	2NRW6
50 to 1000VAC	Audible and Visual	Greenlee	GT-12A	2NRW5
24 to 1000VAC, 100 to 1000VAC	Audible and Visual	Extech	DV25	3EMK6
50 to 1000VAC	Visual	Extech	DV24	2LVT1
100 to 600VAC	Audible and Visual	Megger	VF2	6YPR9

SIGN IN OR REGISTER ON GRAINGER.COM® TO VIEW YOUR PRICING.



TAYLOR *Cooper* **ATKINS** 
Digital Pocket Thermometers

• **NSF Certified**
 Stainless steel stems. Batteries included.

Temp. Range	Stem Length	Battery Type	Brand	Mfr. Model	Item No.
-40 to 450°F	5"	LR44 1.5V Alkaline	Taylor	9842	4LY14
-40 to 450°F	2 7/8"	3 V Lithium	Taylor	9848E	2DBD4
-40 to 392°F	2 3/4"	1.5V Silver Oxide Button Cell	Cooper Atkins	DPP400W	5WX81



FLUKE

Infrared Thermometer

- **3m drop-tested**
 - **Adjustable emissivity: 0.10 to 1.00**
- Bright laser for precise targeting. For hard-to-reach and hazardous locations in HVAC and electrical applications. Has min./max./diff. feature and backlight.

Temp. Range	Focus Spot Size and Distance	Accuracy	Mfr. Model	Item No.
-30 to 500°C	1" @ 10"	1.5°C	FLUKE-62 MAX	16X949

FLIR



C2 Pocket Infrared Camera

- **IR detector resolution: 4800 pixels (80 x 60)**
- **3" TFT Color LCD**
- **Automatic hot/cold detection**
- **Easy to use; weighs only 5.3 oz.**

Fully automatic, fixed-focus camera fits in your pocket, so you can take it just about anywhere. Features MSX® and visual formats, with an intuitive interface that lets you take measurements simply and easily. Standard center spot analysis. Stores up to 400 jpeg images (200 IR and 200 visual). Includes FLIR tools software, USB cable, rechargeable battery, and power supply/battery charger with 4 plugs.

Temp. Range	Thermal Sensitivity	IR Detector Res.	Temp. Accuracy	Laser Sighting	Item No.
14°F to 302°F (-10°C to 150°C)	100 mK	80 x 60 Pixels	+/- 2%	No	32MX57



Supco

Single-Setting AC-Powered Temperature Alarm

- **Adjustable temp.: -10° to 80°F**
- **Includes encapsulated thermistor temperature probe**
- **Slide switch between no delay and 1-hr. delay**
- **Light flashes for 1 hr.**

A built-in audible alarm signals temperature fluctuations in freezers, refrigerators, greenhouses, and tropical aquariums. Probe length is 72", but can be cut in field and extended using 22-ga. speaker wire (up to 200 ft.). 120VAC. Remote alarm dry contacts 120VAC/5A.

W	H	D	Mfr. Model	Item No.
3"	4 7/8"	1 5/8"	TA2	3T186



EXTECH INSTRUMENTS

Single-Zone Hygro-Thermometer

- **Temp. range: 14° to 140°F**
 - **Humidity range: 10 to 99% RH**
- Large dual display simultaneously shows humidity and temperature. Features min./max. memory and 5% RH accuracy. 1" digit size. Unit is switchable to Celsius mode. AAA battery included. Desk- or wall-mount.

Overall W	Overall H	Mfr. Model	Item No.
3 9/10"	4 3/10"	445703	4PC65



TAYLOR

Utility Thermometer

- **Temp. range: -40° to 120°F (-40° to 50°C)**
 - **Degree divisions: 2**
- Nontoxic liquid fill. °F and °C scales. White aluminum back.

Overall H	Mfr. Model	Item No.
8 1/8"	5132F/C	2T707



Cushion-Grip Screwdriver Sets

Ergonomically designed soft grip. Magnetic tips hold screws firmly for easy starting. Skydrol®-resistant.



No. of Pieces	Includes	Item No.
12	Keystone 1/8" x 3", 3/16" x 3", 3/16" x 6", 1/4" x 1 1/2", 1/4" x 4", 5/16" x 6", Phillips #0 x 3", #1 x 3", #2 x 4", #2 x 1 1/2", Torx® T15 x 3", T20 x 4"	1CLF8
29	Keystone 1/8" x 3", 1/8" x 4", 3/16" x 4", 3/16" x 8", 1/4" x 1 1/2", 1/4" x 4", 1/4" x 6", 1/4" x 12", 5/16" x 8", 5/16" x 12", Phillips #0 x 3", #1 x 3", #2 x 1 1/2", #2 x 4", #2 x 8", #3 x 6", #4 x 8", Torx® T10 x 4", T15 x 4", T20 x 4", T25 x 4", T30 x 4", Square #1 x 4", #2 x 4", Precision 3/32" x 2", Phillips #00 x 2", 4-Way Pocket, Offset Keystone 1/4"/Phillips #2, Scratch Awl	1CLG1



Chrome Socket Set

- 6- and 12-pt. standard- and deep-sockets
- SAE and metric sizes

Large set includes sockets, spark plug sockets, quick-release ratchets, and extensions. Blow-molded case allows easy storage and transport.



No. of Pieces	Sockets Included	Accessories	Item No.
89	1/4" Dr 6 pt. std.: 5/32", 3/16", 7/32", 1/4", 9/32", 5/16", 11/32", 3/8", 7/16", 1/2", 4, 4 1/2, 5, 5 1/2, 6, 7, 8, 9, 10, 11, 12, 13mm. 1/4" Dr 6 pt. Deep: 3/16", 1/4", 9/32", 5/16". 1/4" Dr 12 pt. std.: 3/16", 7/32", 1/4", 9/32", 5/16", 11/32", 3/8", 7/16", 1/2", 9/16", 5/8", 11/16", 3/4", 13/16", 9, 10, 11, 12, 13, 14, 15, 17, 19mm. 3/8" Dr 12 pt. std.: 3/8", 7/16", 1/2", 9/16", 5/8", 11/16", 3/4", 19/16", 9, 10, 11, 12, 13, 14, 15, 16, 17, 19mm. 3/8" Dr 12 pt. Deep: 3/8", 7/16", 1/2", 9/16", 5/8". 1/2" Dr 12 pt. std.: 1/2", 9/16", 5/8", 11/16", 3/4", 13/16", 7/8", 5/8" Spark Plug, 13/16" Spark Plug	1/4" Drive: Quick-Release Ratchet (5 1/2" Length), 3" Extension Bar, 3/8" Drive: Quick-Release Ratchet (7 3/4" Length), 3" Extension Bar, 5/8" Spark Plug Socket, 13/16" Spark Plug Socket 1/2" Drive: Quick-Release Ratchet (8 3/4" Length), 5" Extension Bar, Blow Molded Case	4PM18



Combination Wrench Set

- Satin finish

Wrenches come with canvas-backed vinyl pouch or plastic carrier.



No. of Pieces	Wrenches Included	Item No.
17	1/4, 5/16, 11/32, 3/8, 7/16, 1/2, 9/16, 5/8, 11/16, 3/4, 13/16, 7/8, 15/16, 1, 1 1/16, 1 1/8, 1 1/4"	4PL92



Ratcheting Wrench Set

Ratchet-action wrenches have an open-ended design. Chrome finish.



No. of Pieces	Description	Sizes Included	Item No.
8	SAE, 12-Point Combination	5/16, 3/8, 7/16, 1/2, 9/16, 5/8, 11/16, 3/4"	1LCC7



Control Cabinet Key

- Can be used with all standard cabinets and shut-off systems

Swivel the key holder to use different key profiles. Use for gas, water, and electrical supply control cabinets and shut-off systems. Also for technical installations, such as HVAC, shut-off valves, mains, and switchboards.



Description	Overall Length	Features	Item No.
Universal Key	2 53/64"	Adapter For 1/4" Bits On Securing Chain	3JXJ7



Multibit Screwdrivers and Nut Drivers



No. 2RKT1

Description	Includes	Item No.
10-in-1	#1 and #2 Phillips, 1/4 and 3/16" Slotted, 5/16 and 1/4" Nut Driver, T10 & T15 Torx, and #1 and #2 Square	5LL46
11-in-1, Double Ended	Phillips #1 and #2, Slotted 1/4 and 3/16", Square Recess #1 and #2, Torx #10 and #15, 3/8, 5/16, and 1/4" Nut Drivers	2RKT1



Hex Key Set

Tools have ball end and include fractional and metric sizes. 22-pc. set.

Sizes Included	Arm Length	Mfr. Model	Item No.
0.050, 1/16, 5/64, 3/32, 7/64, 1/8, 9/64, 5/32, 3/16, 7/32, 1/4, 5/16, 3/8", 1.5, 2, 2.5, 3, 4, 5, 6, 8, 10mm	2.80 to 6.80"	13222	4CR58



Hollow Shaft Nut Driver Set

Precision-formed hex openings. Shanks are chrome-plated for corrosion resistance and are hollow to accommodate long screws. 7-pc. set. Include plastic carrying case.



Hex (in.)	Handle	Item No.
3/16, 1/4, 5/16, 11/32, 3/8, 7/16, 1/2	3 Sides, Double Injection, Plastic	1CLN5



No. 4ANE7



No. 3BB52



Multitools

- Tools lock into place
 - Sheath included with plier-based multitools
- Stainless steel components.

Description	No. of Tools	No. of Functions	Brand	Item No.
Needle Nose Plier-Based				
Wave*	17	17	Leatherman	4ANE7
Blunt Nose Plier-Based				
600 Pro Scout™	14	14	Gerber	3BB52

* Additional styles/colors available on Grainger.com®.



Locking Pliers Set

Trigger release and adjusting screw help assure maximum locking force. Heat-treated alloy steel construction stands up to tough use.

No. of Pieces	Includes	Handle	Item No.
5	6" Long Nose, 10" Straight Jaw, 5, 7 And 10" Curved Jaw	Soft Grip	1ECG5



No. 4LT94



Long-Nose Pliers with Side Cutters and Diagonal Cutting Pliers

- Hardened steel
- Corrosion-resistant
- Cushion grip handle



No. 4A841

Overall Length	Jaw Length	Jaw Width	Tip Width	Handle Type	Brand	Mfr. Model	Item No.
Needle Nose Pliers							
7 1/2"	2 5/8"	3/4"	3/8"	Dipped	Proto	J226-01G	4LT94
Angled Head Diagonal Cutting Pliers							
8 1/4"	1 3/8"	1 1/8"	—	Ergonomic	Klein Tools	D248-8	4A841



STANLEY

Retractable-Blade Utility Knife

Retractable blade provides safe storage and transport. Knife can cut paper, cardboard, leather, drywall, plastic sheeting, and other materials. Includes 3 blades.

Overall Length	Knife Material	Mfr. Model	Item No.
6"	Cast Zinc	10-099	4A803

STANLEY

Utility Knife Replacement Blades

Blade made of high carbon steel with a precision honed edge. Ideal for general purpose cutting and fit most standard utility knives.



Description	Mfr. Model	Item No.	Pkg. Qty.
Blades with Dispenser	11-921A	4A805	100



Snap-Off Knife

Time-saving knife provides a new cutting edge with a single snap. Includes 1 blade.

Description	Knife Material	Mfr. Model	Item No.
9mm Blade- Slide Open Blade Change	Stainless Steel	SVR-1	5LC41



STANLEY

Measuring Tape

Features positive blade lock and Mylar® "blanket-wrap" coating.

Blade Width	Blade Length	Units	Item No.
3/4"	16 ft.	In./ft., 1/8, 1/16	6A497



Master Tool Set

Rugged tools come packed in a sturdy tool box with tote tray to help keep you organized. For a complete listing of set contents, go to Grainger.com®, search by Item No., and click the "Tech Specs" tab.

No. of Pieces	Drive Size	No. of Sockets/ Accs.	No. of Wrenches	No. of Pliers	No. of Screwdrivers	No. of Striking Tools	No. of Misc. Tools	Item No.
38	3/8"	13	7	2	4	1	10	4PM07



Tool Storage

Dent-resistant portable tool box helps keep everyday tools organized in one convenient location. Includes removable plastic tray. 2 steel latches keep lid securely closed.

Overall Width	Overall Depth	Overall Height	Item No.
20"	10 5/16"	9"	30RZ36



Cordless Combo Kit

Includes Hammer Drill No. 22UT89, Impact Driver No. 34G794, Charger No. 4NNN4, Batteries (2) No. 4NNN2, and carrying case. For details on specific tools included with each kit, go to Grainger.com® and search by Item No.

Voltage	No. of Tools	Battery Included	Battery Capacity	Mfr. Model	Item No.
18.0	2	(2) 4NNN2	3.0Ah	XT248	22UT97



Cordless Screwdriver

- 1/4" hex drive
- Forward/reverse switch

Use for applications requiring longer run times. Lithium ion batteries offer up to twice the number of recharges as NiCd batteries at 40% to 50% less weight and maintain power level throughout the entire discharge cycle.



Voltage	No Load RPM	Max. Torque	Handle Type	Battery Included	Battery Capacity	Includes	Tool Length	Tool Wt.	Mfr. Model	Item No.
12.0	0 to 500	175 in.-lb.	Nonslip, Soft Grip, T	(2) 2XKZ6	1.5Ah	Cordless Lithium Ion Screwdriver, (2) Batteries, Battery Charger, Compact Driver Storage Bag	7"	2.0 lb.	2401-22	2CDC8



Hammer Drill

M18 FUEL™ drill features compact 7¾" length and powerful 4-pole frameless motor.

No Load RPM	Blows per Minute	Max. Torque	Battery Included	Tool Wt.	Mfr. Model	Item No.
0 to 550/0 to 1850	32,000	1200 in.-lb.	(2) 35GJ99	4.8 lb.	2706-22	44YY76



Cordless Impact Wrench

- Brushless motor

2 fastening modes provide variable power and speed for precision work and heavy duty applications. Includes REDLITHIUM™ battery, charger, belt clip, and carrying case.

Voltage	Drive Size	No Load RPM	Blows per Minute	Max. Torque	Battery Incl. Capacity	Battery Length	Tool Length	Tool Wt.	Mfr. Model	Item No.
12.0	1/4"	0 to 1200/0 to 2650	0 to 3000/0 to 4000	42 ft.-lb.	(2) 38D763	2.0Ah	5¾"	2.1 lb.	2452-22	34G866



No. 6XDP3



No. 1VXP2

Screwdriving Sets

No. of Pieces	Includes	Brand	Item No.
80	1/4" Hex Screwdriver Bits 1": Phillips (2) #1, (6) #2, (3) #3, Square (2)#1, (5)#2, (2)#3, Slotted (3) #6, #8, #10, (1)T10, (3) T15, (5) T20, T25, (1) T30, T40, 2" Bits: (2) #2 Phillips, #2 Square, (1) #8 Slotted, T20, T25, 3 1/2" Bits: (1) Phillips #1, #2, #2 Square, #8 Slotted, Drill Bits: (2) 1/16", 5/64", 3/32", 7/64", 1/8", (1) 9/64", 3/16", 1/4", 5/16", 3/8", Nut Drivers: (1) 1/4", 5/16", 3/8", Socket Adapters: (1) 1/4", 3/8", Compact Mag Drive Guide, 2" Magnetic Bit Tip Holder	DeWalt	6XDP3
175	Phillips Ribbed, Slotted, Phillips, Pozi Phillips, Hex, Torx®, Spline, Roberts, Security Bits, Tri Wing, Clutch Bits, Quick Change Chuck, 1 and 2" Drive Socket Adapter, 4 to 1/16" Screw Guide Driver, Storage Case	Westward	1VXP2



No. 1UG92



No. 1NK11

Drill Bit Sets

Bit sizes up to 1 1/64" are split point; sizes 3/16" and larger are Pilot point. Pilot point tips start on contact for clean, accurate holes and reduce lock-up on breakthrough.

No. of Pieces	Includes	Item No.
16	(2) 1/16", (1) each 5/64", 3/32", 7/64", 1/8", 9/64", 5/32", 11/64", 3/16", 13/64", 7/32", 1/4", 5/16", 3/8", 1/2"	1UG92
29	1/16" to 1/2" by 64ths with Storage Case	1NK11



Spear Point Glass and Tile Bit Set

Designed for drilling in glass, tile, mirrors, or ceramics. Tungsten carbide bits have 3-flat shank and are diamond ground to a precision point to prevent bit from walking.



No. of Pieces	Includes	Mfr. Model	Item No.
8	1/8", 3/16", 1/4", 5/16", 3/8", 1/2", 5/8" And 3/4" Diameter Bits, Storage Case	GT3000	3DRN1



Deep Cut Portable Band Saw

Saw uses 44 7/8 x 1/2 x 0.02" band saw blades. Features high visibility cut line, LED sight light, variable speed dial, and rubber bumpers.

Speeds	Surface ft. per Min.		Amps @ 120V	Round Cap.	Rectangle Capacity	Tool Length	Tool Wt.	Mfr. Model	Item No.
	High	Low							
Variable	420	0	11.0	5"	5" x 5"	21"	14.75 lb.	6232-21	10D925



Hole Saw Kit

Description	No. of Pieces	Includes	Mfr. Model	Item No.
MRO Bimetal Hole Saw Kit	28	(1) 3/8" and (2) 7/16" Hex Arbors with Pilot Bits, (3) Additional Pilot Bits, Hex Key	49-22-4185	3EJD9




Reciprocating Saws

These corded saws feature adjustable shoe, keyless blade clamp, and rubber boot for superior gripping and operator comfort. Include plastic carrying case.




No. 2VJ55

Blade Stroke	Strokes per Minute	Amps @ 120V	Cord Length	Features	Tool Length	Tool Wt.	Mfr. Model	Item No.
Sawzall® Plus								
1 1/8"	0 to 2800	13.0	8 ft.	Orbital Action, Soft Grip Handle, Gear Protecting Clutch	18 3/4"	8.8 lb.	6520-21	2VJ55
Super Sawzall®								
1 1/4"	0 to 3000	13.0	10 ft.	360° Rotating Handle, Orbital Action, Soft Grip Handle, Anti-Vibration System	19"	10 lb.	6523-21	4YE48



Bamboo
Natural



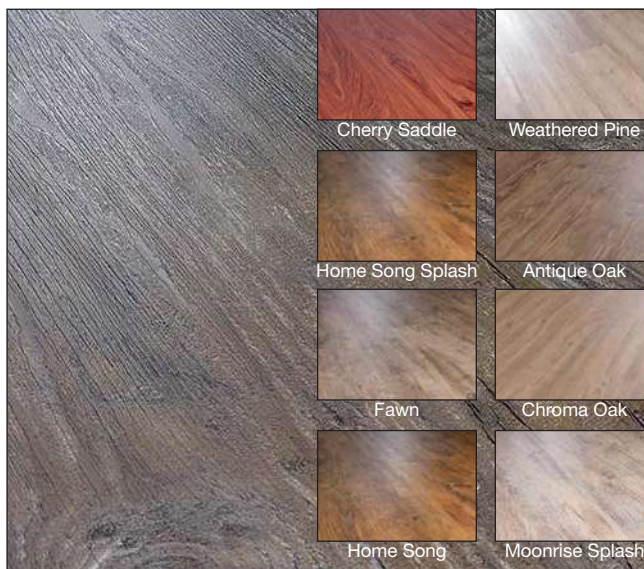
Engineered Hardwood
Havana Sunrise



Laminate
Montreal Hickory



Vinyl Plank
Brazilian Cherry



Vinyl
Pebble Path Splash



Wood and Vinyl Flooring

• For additional colors and styles, see Grainger.com®.

Bamboo—Give your guests an immediate impression of refinement with these tight fit, easy-to-install boards, available in an array of rich colors.

Engineered Hardwood—Versatile flooring allows you to install real hardwood in areas where solid wood is not recommended such as damp basements, concrete subfloors, areas with extreme climate conditions, and above radiant heating systems.

Hardwood—Add structural strength to your property with a sense of hominess, warmth, and old-world reliability.

Vinyl—Comfortable, pliable floors are low-maintenance and water-resistant, making them ideal for high-traffic, high-moisture areas.

Vinyl Plank—Almost identical to natural surfaces, this flooring is abrasion-, fade-, and moisture-resistant. Easy-to-install, protective flooring cleans with just a damp mop.

Underlayment—DuoFoam™ combines PolyFoam to low- or high-density polyethylene to create a moisture- and vapor-resistant floor. SoundChoice® dampens ambient sound in the room where it's installed and in the room below. In addition, it provides a moisture-resistant barrier that smooths out minor floor imperfections and can be used over radiant floors.

Color	Coverage Area	Thickness	L	W	Item No.
Bamboo Flooring					
Natural	22.7 sq. ft.	1 ¹ / ₃₂ "	37 ³ / ₄ "	3 ³ / ₄ "	21AJ50
Equinox	28.75 sq. ft.	7 ¹ / ₁₆ "	47 ⁵ / ₈ "	3 ⁵ / ₈ "	21AJ55
Ebony	28.75 sq. ft.	7 ¹ / ₁₆ "	47 ⁵ / ₈ "	3 ⁵ / ₈ "	21AJ51
Engineered Hardwood Flooring					
Havana Sunrise	17.5 sq. ft.	1 ¹ / ₂ "	16"	5"	21AJ69
Texas Brown	17.50 sq. ft.	1 ¹ / ₂ "	16"	5"	21AJ64
Chocolate	17.5 sq. ft.	1 ¹ / ₂ "	16"	5"	21AJ74
Truffle	26.25 sq. ft.	3 ¹ / ₈ "	48"	4 ⁷ / ₈ "	21AJ79
Sunset	17.5 sq. ft.	1 ¹ / ₂ "	16"	5"	21AJ59
Laminate Flooring					
Montreal Hickory	14 sq. ft.	1 ⁵ / ₃₂ "	50 ²⁵ / ₃₂ "	4 ³¹ / ₃₂ "	21AL22
Vinyl Flooring					
Cherry Saddle	36 sq. ft. per box	3 ¹ / ₃₂ "	36"	6"	21AM42
Weathered Pine	36 sq. ft. per box	3 ¹ / ₃₂ "	36"	6"	21AM41
Antique Oak	23.9 sq. ft. per box	3 ¹ / ₁₆ "	48"	8"	21AM46
Chroma Oak	23.9 sq. ft. per box	3 ¹ / ₁₆ "	48"	8"	21AM49
Moonrise Splash	21.1 sq. ft. per box	5 ¹ / ₁₆ "	36"	12"	21AM47
Pebble Path Splash	21.1 sq. ft. per box	5 ¹ / ₁₆ "	36"	12"	21AM45
Home Song Splash	21.11 sq. ft. per box	5 ¹ / ₁₆ "	36"	12"	21AM37
Fawn Splash	21.1 sq. ft. per box	5 ¹ / ₁₆ "	36"	12"	21AM44
Fawn	18.07 sq. ft. per box	3 ¹ / ₈ "	36"	12"	21AM38
Home Song	18.07 sq. ft. per box	3 ¹ / ₈ "	36"	12"	21AM40
Vinyl Plank Flooring					
Brazilian Cherry	18 sq. ft.	4.2mm	36"	6"	21AL72
English Walnut	18 sq. ft.	4.2mm	36"	6"	21AL57
Pecan	18 sq. ft.	4.2mm	36"	6"	21AL62
Duo Foam Underlayment					
100 sq. ft.	1 ¹ / ₃₂ "	25"	4"		21AL01
SoundChoice 3-in-1 Acoustical Underlayment					
—	1 ¹ / ₈ "	25"	4"		21AL02



Solar Panels

• **Operating temp. range: -40° to 185°F**

The laminated encapsulation material helps enhance cell performance and extend working life. Include 35" cable with MC4 connectors.

GRID-TIED

Use for on/off grid solar power stations and for commercial/industrial/residential building rooftop and ground systems. Anodized aluminum frame can withstand wind and snow loads up to 50 lb./sq. ft. Must be professionally installed by a licensed electrician or solar installer. 10-yr. output assurance warranty not less than 90%; 25-yr. not less than 80%. UL and C-UL Listed. CE Certified.

● **Approx. solar cell efficiency: 18%**


● **May be eligible for federal, state, and local utility rebate and incentive programs**

OFF-GRID

Use as backup power for critical systems, such as security, small pumps, telecommunication towers, and outbuilding power, as well as for 12V battery charging, backcountry monitoring stations, and commercial/residential and RV power. 10-yr. output assurance warranty not less than 90%. Anodized aluminum frame can withstand wind and snow loads up to 30 lb./sq. ft. UL and C-UL Listed. CE Certified.

● **Approx. solar cell efficiency: 16.8%**

Nominal Output Power	No. of Cells	H	W	D	Mfr. Model	Item No.
Grid-Tied Solar Panels						
<i>Mono-Crystalline Cell</i>						
190W	72	62 1/4"	31 3/4"	1 3/8"	GS-S-190-FAB3	21CH81
Off-Grid Solar Panels						
<i>Poly-Crystalline Cell</i>						
100W	36	41 1/8"	26 3/8"	1 1/16"	GS-STAR-100W	21CH91



Grid-Tied, No. 21CH81



Drywall and Ceiling Spray Textures

Aerosol spray textures for any patch-and-repair, remodeling, or redecorating application. Nos. 2AUT7 to 2AUT9 have an adjustable nozzle to easily match any wall texture. No. 2AUT9 changes color when dry.

Description	Color	Net Weight	Coverage	Dry Time	Item No.
Textured Spray Patch, Oil-Based	White	10 oz.	50 sq. ft.	30 min.	2AUT7
Textured Spray Patch, Oil-Based	White	20 oz.	100 sq. ft.	30 min.	2AUT8
Textured Spray Patch, Color-Changing, Water-Based	Sprays on Blue, Dries White	16 oz.	90 sq. ft.	30 min.	2AUT9
Wall Texture, Matte, Oil Base	Light Tan	25 oz.	125 sq. ft.	5 min.	39F172
Wall Texture, Matte, Water Base	Light Tan	25 oz.	125 sq. ft.	30 min.	39F173
Wall Texture, Matte	Light Tan	25 oz.	75 sq. ft.	30 min.	39F174




No. 2AUT7



No. 5NGJ2



No. 5NGJ1



No. 5NHE3



No. 5NHE1



Acoustical Ceiling Tiles

All tiles feature durability and sag resistance. Flame Spread Index 25 or less. Smoke Developed Index 50 or less. Include a 30-yr. Limited System warranty against visible sag, mold/mildew, and bacterial growth. Class A Fire resistance, according to ASTM E84 and CAN/ULC S102 surface burning characteristics. UL Classified.

Fine Fissured—Medium texture tiles have a nondirectional appearance and offer excellent sound absorption.

Fissured—Medium texture tiles have a directional fissured appearance.

Cirrus®—Offer excellent noise reduction, sag resistance, high light reflectance, antimicrobial treatment and no added formaldehyde. High recycled content.

Cortega® and Cortega Second Look—Nondirectional appearance reduces installation time. Standard acoustics. Can be recycled. Cortega Second Look 2' x 4' panels are scored to look like 2' x 2' squares.

Description	L	W	H	Mfr. Model	Item No.
Suspension Systems					
Prelude Wall Molding	144"	7/8"	7/8"	7800RWH	5NHE4
Prelude Cross Tee, 2-ft.	24"	15/16"	1 3/8"	XL7328RWH	5NHE3
Prelude Cross Tee, 4-ft.	48"	15/16"	1 3/8"	XL7342	6EJL8
Prelude Cross Tee, 4-ft.	48"	15/16"	1 3/8"	XL7348RWH	5NHE2
Prelude Main Beam	144"	15/16"	1 11/16"	7300XRWH	5NHE1
Prelude Main Beam, Heavy-Duty	144"	15/16"	1 11/16"	7301	6EJL7

W	L	Noise Reduction Coefficient (NRC)	Edge Type	Ceiling Attenuation Class (CAC)	Coverage	Light Reflectance (LR)	Resistant To	Recycled Content	Mfr. Model	Item No.	Pkg. Qty.
Fine Fissured											
24"	24"	0.55	Square Lay-In	33	64 sq. ft.	0.85	Sag, Mold, Mildew, Bacteria	43%	1728	5NGK0	16
24"	48"	0.55	Square Lay-In	35	96 sq. ft.	0.85	Sag, Mold, Mildew, Bacteria	43%	1729A	5NGJ3	12
Fissured											
24"	24"	0.55	Square Lay-In	30	64 sq. ft.	0.81	Class A Fire Retardant	34%	756	5NGJ7	16
24"	48"	0.55	Square Lay-In	30	96 sq. ft.	0.81	Class A Fire Retardant	34%	755	5NGJ2	12
24"	24"	0.55	Angled Tegular	30	64 sq. ft.	0.81	Class A Fire Retardant	34%	705	5NGK3	16
Cirrus®											
24"	24"	0.70	Angled Tegular	35	48 sq. ft.	0.86	Sag, Mold, Mildew, Bacteria	63%	584B	5UTN5	12
24"	24"	0.70	Beveled Tegular	35	48 sq. ft.	0.86	Sag, Mold, Mildew, Bacteria	63%	589	5NGK4	12
Cortega®											
24"	24"	0.55	Angled Tegular	33	64 sq. ft.	0.82	Class A Fire Retardant	25%	704A	5NGJ8	16
24"	24"	0.55	Square Lay-In	33	64 sq. ft.	0.82	Class A Fire Retardant	36%	770	5NGJ4	16
24"	48"	0.55	Square Lay-In	35	96 sq. ft.	0.82	Class A Fire Retardant	34%	769A	5NGJ1	12
Cortega® Second Look											
24"	48"	0.55	Angled Tegular	35	80 sq. ft.	0.82	Class A Fire Retardant	34%	2767D	5NGJ9	10



SuperCoat™ Touch-Up Paint

Hides minor surface scratches and nicks in tiles and also covers field tegularized edges of mineral fiber and fiberglass panels. Formulated for color coordination with Armstrong® panels.

DRY TIME AND COVERAGE	
Dry Time Tack Free (min.)	<5
Dry Time (Minutes)	30
Coverage (Linear ft./4-in. Strip)	100 to 200
Application Temperature (°F)	Above 32°F

Description	VOC Content	Size	Color	Mfr. Model	Item No.
Ceiling Tile Touch-Up Paint	2.5g/L	8 oz.	White	5760	5NTW4



Ceiling Aerosol

Low-odor, vertical aerosol spray sealer and finish for drop ceilings with water, smoke, and nicotine stains. Nonyellowing flat finish. For use on ceiling tiles, drywall, cured plaster, cement, stucco, wood, aluminum, PVC, steel, and galvanized metal.

DRY TIME AND COVERAGE	
Application Temp.:	40 to 90°F
Tack-Free (hrs.):*	1/2
Dry Time (hrs.):*	1
Recoat (hrs.):	2
Coverage (sq. ft./gal.):	15

* Based at 70° to 80°F and 50% humidity.

Color	Net Weight	Item No.
Flat White	13 oz.	4HFE7



No. 2FDK3



Painting and Finishing Tools

Description	Item No.
Paint Can Hook	2FDK1
Paint Can Opener	2FDK5
Paint Stir Stick, Red Plastic	2FDK7
Paint Trim Guide, ABS w/ Stainless Steel 12" Blade	2FDK3



No. 13A680



No. 4YP28



No. 13A710



Putty Knives, Painter's Tool, and Scraper


Blade Width	Blade/Handle Material	Blade Type	Item No.
Putty Knives			
1 1/4"	4" Carbon Steel Blade, Polypropylene/TPR Handle	Stiff	13A680
2"	3 3/4" Carbon Steel Blade, Nylon Handle	Stiff, Full Tang	1UKF6
Painters Tool			
3"	3 1/2" Carbon Steel Blade, Plastic/Rubber w/Steel Head Handle	Stiff	4YP28
Razor Blade Scraper			
1 1/2"	1/2" Carbon Steel Blade, Steel Handle	Safety Edge Utility	13A710



Canvas Drop Cloth

Washable, heavy-duty 8-oz. canvas. Double-stitched with mildew-resistant thread. Labeled "This Side Up", with seams on the underside to minimize trip hazard. Off-white color.

W	L	Item No.
4 ft.	15 ft.	5H910
9 ft.	12 ft.	5H908
12 ft.	15 ft.	5H909



No. 3U446



Floor Scraper

48" lightweight aluminum handle with ergonomic grip.

Description	Mfr. Model	Item No.
Light-Duty Scraper with 4" Blade	LH12C	3U446
4" Replacement Blades for No. 3U446 (100/Case)	14421	3U447



No. 15C058



No. 6FEN3

Scotch Shurtape

Painter's Masking Tape

• 60-yd. rolls

Medium adhesion for interior or exterior painted walls, trim, woodwork, glass, and metal. Scotch-Blue™ 2090 tape has adhesive transfer resistance up to 14 days. Shurtape CP 150 has adhesive transfer resistance up to 8 days.

W	Thickness	Performance Temp.	Color	Brand	Item No.
Scotch-Blue™ 2090					
1/2"	5 mil	Up to 200°F	Blue	3M Preferred Converter	15C058
Shurtape CP 150					
24mm	5.4 mil	50° to 150°F	Green	Shurtape	6FEN1
48mm	5.4 mil	50° to 150°F	Green	Shurtape	6FEN3



No. 10A415



No. 6FET4

Shurtape

FrogTape®

• 60-yd. rolls

PaintBlock® technology reacts with latex paint. Tape forms a gel barrier that seals the edges and prevents bleed.

Delicate Surface—Low adhesion for freshly painted surfaces (1 day old), primed wallboard, and vinyl-coated wallpaper. 60-day adhesive transfer resistance.

Multisurface—Medium adhesion for interior or exterior painted walls, trim, woodwork, glass, and metal. 21-day adhesive transfer resistance.

W	Thickness	Performance Temp.	Color	Item No.
Delicate Surface				
36mm	3.7 mil	50° to 200°F	Yellow	10A415
48mm	3.7 mil	50° to 200°F	Yellow	10A416
Multisurface				
24mm	5.7 mil	50° to 150°F	Green	6FET4
36mm	5.7 mil	50° to 150°F	Green	6FET5
48mm	5.7 mil	50° to 150°F	Green	6FET6



No. 6LFH2



No. 6LFH3

Paint Tray and Paint Cup

• **PET construction**

No. 6LFH3 handheld paint cup is portable for smaller and more detailed paint jobs.

Description	Cap.	L	W	D	Mfr. Model	Item No.
Paint Tray	1 qt.	15½"	11½"	2½"	GPT	6LFH2
Handheld Paint Cup	1 pt.	5½"	7½"	4½"	BRC	6LFH3

WOOSTER®

Paint Pail and Liner

Pail has built-in 5½"W roll-off area with ledge at the top to catch excess paint. Durable 1-pc. polypropylene construction resists solvents and paint buildup. Security strap automatically expands for larger hands. Side indents for comfortable grip. Form-fitting liner is made of clear, solvent-resistant PET recycled plastic. Disposable for instant cleanup. Ideal for quick color changes.



No. 1AHE1

Item	Cap.	Size	Material	Item No.	Pkg. Qty.
Paint Pail	1 qt.	8½" x 7" x 6½"	Polypropylene	1AHE1	1
Paint Pail Liner	1 qt.	8½" x 7" x 6½"	PET Recycled Plastic	1AHE2	3



No. 29UT14



No. 14C540

PREMIER Purdy WOOSTER®

Mini Paint Rollers and Covers

Roller Length	Style	Overall Length	Brand	Item No.	Pkg. Qty.
Mini Paint Roller Frames					
4"	Cageless	12"	Premier	29UT14	1
4½ and 6½"	Cageless	14"	Purdy	14C551	1
4½ and 6½"	Cage	12"	Wooster	3WA86	1

Surfaces	Cover Material	L	Nap	Brand	Item No.	Pkg. Qty.
Mini Paint Roller Covers						
Smooth to Rough	Polyamide Yarn	4½"	—	Wooster	3WA83	2
Medium	Woven Fabric	6½"	¾"	Wooster	6NE87	2
Smooth to Semi-Smooth	Dralon	4½"	¾"	Purdy	14C540	2
Medium	Woven Fabric	4½"	¾"	Wooster	3TA37	2
Smooth	Woven Mohair	4½"	¼"	Wooster	3WA82	2
Smooth to Semi-Smooth	Dralon	6½"	¾"	Purdy	14C545	2

WOOSTER®

Sherlock GT® Javelin™ Extension Poles

Quick-release levers allow fast, easy tool changes. Aluminum poles have Grip Tip™ to lock Wooster® tools in place.

L	Mfr. Model	Item No.
2 to 4 ft.	R090	1EKL1
4 to 8 ft.	R091	1EKL2



No. 3UW74



No. 3WB63

PREMIER

Paint Tray and Liner

• 11" x 16½" x 2½"

Use with any standard 9" roller. Provides easy cleanup. No. 3WB63 fits No. 3UW74 Metal Paint Tray.

Description	Capacity	Mfr. Model	Item No.
Metal Paint Tray	1 qt.	R402-11	3UW74
Polypropylene Tray Liner	1 qt.	R406-11	3WB63

Purdy

PREMIER


WOOSTER®

Paint Roller Covers



No. 1UFN1

Cover Material	L	Nap	Brand	Item No.	Pkg. Qty.
Smooth to Semi-Smooth Surfaces					
Polyester	9"	¾"	Purdy	6YAJ0	3
Semi-Smooth Surfaces					
Polyester	9"	¾"	Premier	1UFN1	6
Woven Fabric	9"	¾"	Premier	1UFL7	1
Polyester/Knitted Wool	9"	¾"	Premier	1UFL5	1
Medium Surfaces					
Knit Fabric	9"	¾"	Wooster	3UW67	1
Semi-Rough Surfaces					
Knit Fabric	9"	½"	Wooster	3UW68	1



Cage No. 3UW50



Cageless No. 14C549

WOOSTER®

Purdy

Roller Frames

Wooster Sherlock®—Quick-release spring prevents roller walk-off. Copolymer cage keeps roller cover round. Threaded grip fits all extension poles.

GAV Wire Cage—Features zinc-plated construction for heavy-duty use. Plastic handles fit all extension poles.

Handle Material	Roller Length	Brand	Mfr. Model	Item No.
Cage				
Polypropylene	9"	Wooster	R017-9	3UW50
Plastic	9"	GA	—	1UFN3
Cageless				
Plastic	9"	Purdy	140751129	14C549
Plastic	9"	Premier	91F1000	20AT05

Purdy

Painter's Kit

Versatile kit is ideal for all painting projects. Includes a 2" XL™ Dale™ angular trim brush, 9" x ¾" white dove premium roller cover, 9" metal frame, and a metal paint tray.

Description	Nap	Mfr. Model	Item No.
4-pc. Painter's Kit	¾"	140810001	6YAJ6





No. 38M543



WOOSTER®

Professional Paint Brushes

Benjamin Moore® models feature extra-firm nylon/polyester brushes for stronger, stiffer touch and chiseled trim. Sanded and polished hardwood handles have copper ferrules. Wooster® models feature polyester brushes. Birch hardwood handles have rust-resistant, brushed steel ferrules.

Style	Width	Brush Length	Thickness	Brand	Item No.
Angle Sash	1½"	2¼"	½"	Benjamin Moore	38M543
Angle Sash	2"	2 ¹¹ / ₁₆ "	9/16"	Wooster	14A030
Angle Sash	2½"	2 ¹⁵ / ₁₆ "	5/8"	Wooster	14A031
Varnish	2½"	3"	5/8"	Benjamin Moore	38M553
Wall	4"	3½"	7/8"	Benjamin Moore	38M555



No. 1XRL3



Paintbrushes

Style	Width	Brush Length	Thickness	Item No.
Angle Sash	1"	2"	3/8"	1XRL1
Angle Sash	2"	2½"	½"	1XRL3
Angle Sash	2"	2½"	9/16"	1TTW3
Flat Sash	1"	2¾"	½"	1XRH4
Flat Sash	2"	2¾"	½"	1XRJ3
Flat Sash	2"	2 ⁷ / ₁₆ "	9/16"	1XRJ6
Flat Sash	3"	2 ¹¹ / ₁₆ "	1 ¹ / ₁₆ "	1XRJ7



Paint Brushes

Each brush is handcrafted for maximum performance.

Clearcut™ Series—Tipped-only brushes with Tynex® nylon and Orel® polyester bristles for superior cutting-in capabilities. Fluted natural hardwood handle. Stainless steel ferrule.

XL™ Series—Brushes have a blend of dyed Tynex® nylon and Orel® polyester bristles. Fluted natural hardwood handle. Brushed copper ferrule. Ideal for painting outside in hot, humid conditions, but can also be used for interior projects.

PRO-EXTRA® Series—Bristles are a combination of Tynex® nylon for paint flow, Chinex® for quick cleanup, and Orel® polyester for stiffness retention. Extra filament length and thickness provide longer wear and greater paint holding capacity. Natural hardwood handle; Glide™ has a fluted handle and Sprig™ has a beavertail handle. Stainless steel ferrule.

Description	Style	Width	Brush Length	Thickness	Item No.
For Water- and Oil-Based Paints					
Clearcut™ Glide™	Angle Sash	2½"	2 ¹⁵ / ₁₆ "	5/8"	6YAH2
Clearcut™ Glide™	Angle Sash	3"	3¾"	5/8"	6YAH3
XL™ Bow™	Flat Sash	2"	2 ¹¹ / ₁₆ "	9/16"	14C523
XL™ Bow™	Flat Sash	2½"	2 ¹⁵ / ₁₆ "	5/8"	14C524
For Water- and Oil-Based Paints and Oil-Based Enamels					
PRO-EXTRA® Glide™	Angle Sash	2"	2 ¹⁵ / ₁₆ "	9/16"	6YAG7
PRO-EXTRA® Sprig™	Flat Sash	3"	3¾"	5/8"	6YAG9



No. 6YAH3



No. 14C523



No. 6YAG7



No. 6YAG9



No. 38M522



Quality Professional Paintbrushes

Nylon/polyester brushes feature wood handles with copper ferrules. Use with water- and oil-based paints.

Style	Width	Brush Length	Thickness	Item No.
Flat Sash	2"	2¾"	9/16"	38M526
Angle Sash	2"	2¾"	9/16"	38M522
Angle Sash	2½"	3"	5/8"	38M523



Special-Use Brushes

Bent Radiator—Specifically shaped to easily reach behind pipes, furniture, and other fixtures. For use with all oil-based paints, enamels, polyurethanes, and stains. Black synthetic and China bristle with long unfinished wood handle and brass-plated ferrule.

Chip Brushes—White China bristles are perfect to use with stains, glues, and roof coatings. Natural wood handles.



Bent Radiator



Chip Brush

Width	Brush Length	Thickness	Item No.	Pkg. Qty.
Bent Radiator				
2"	2¾"	9/16"	1TTV9	1
Chip Brushes				
1"	1½"	5/16"	1TTX1	36
2"	1½"	5/16"	1TTX2	24
3"	1½"	3/8"	1TTX4	24



Paint Thinner

Suitable for alkyd coatings, epoxy coatings, grease and oil remover, adhesive remover, brush, roller and spray equipment cleaner.

Description	Size	VOC Content	Item No.
Paint Thinner	1 gal.	<50g/L	3JR74

No. 5W181



Rust Converter

Rust Reformer® chemically transforms rust on metal surfaces into a tough barrier against further corrosion in 1 step. For additional color and protection, top-coat with Rust-Oleum® Industrial Enamels.

APPLICATION METHOD: Brush, roller, spray gun, aerosol
SURFACES: Rusted steel

Description	Size	Application Temp.	Tack-Free *	Coverage	Item No.
Rust Reformer (3575 System)	1 gal.	50° to 90°F	20 to 40 min.	590 to 1175 sq. ft./gal.	5W181
Rust Reformer Aerosol (V2100 System)	15 oz.	50° to 100°F	6 to 12 min.	14 sq. ft./gal.	5HE25

* Based at 70° to 80°F and 50% relative humidity.



WATERTITE®-LX Mold and Mildew-Proof™ Waterproofing Paint

Smooth, bright white, non-gritty finish resists up to 20 lb. of water pressure. Low-odor formula cleans up easily with soap and water.

SURFACES: Concrete and masonry
USES: Basements and other indoor and outdoor surfaces
EXPOSURE CONDITIONS: Mild to moderate

DRY TIME AND COVERAGE	
Application Temp.:	50 to 90°F
Dry Time*:	7 to 14 days
Dry Time Recoat:	2 to 3 hr.
Coverage:	100 sq. ft./gal
VOC Content:	99g/L

* Based at 70° to 80°F and 50% relative humidity.

Size	Item No.
1 gal.	30FX99
3 gal.	30FY01
5 gal.	30FY02



No. 4HFC5



No. 4HFC4



B-I-N® Shellac-Based Primer/Sealer/Stain Killer

• MIR- and VOC-compliant

Seal stains and lock in odors from fire and water damage, grease, and more. Nontoxic, hypoallergenic film stops bleeding knots and sap streaks. No sanding or deglossing required. White color.

APPLICATION METHOD:
Brush, roller, or spray gun
SURFACES: Interior surfaces and spot exterior

DRY TIME AND COVERAGE	
Application Temp.:	0 to 90°F
Dry Time*:	45 min.
Dry Time Recoat:	45 min. to 1 hr.
Coverage:	15 sq. ft./gal.
VOC Content:	Less Than 550g/L

* Based at 70° to 80°F and 50% relative humidity.

Size	Item No.
13 oz. Aerosol	4HFC5
1 qt.	4HFC4
1 gal.	4HFC3



No. 5U704



No. 5W180



No. 5W179



Rust-Preventative Industrial Aerosols

High Performance V2100 System fast-drying enamel provides excellent corrosion protection, as well as color and gloss retention, indoors and out. Resists chipping, cracking, and peeling.
SURFACES: Metal, concrete, masonry, wood
USES: Protecting or touching-up handrails, piping, tanks, machinery, racks, equipment, metal doors, and conveyors
EXPOSURE CONDITIONS: Mild to moderate

DRY TIME AND COVERAGE	
Tack-Free (min.):*	10 to 20
Dry Time (hrs):*	1 to 2
Recoat (hrs.):	Primers & Zinc-Rich Galv. Compounds: Anytime Finishes: Within 1 or after 24
Coverage (sq. ft.):	14 (Fluorescents are 10)
Application Temp.:	Above 50

* Based at 70° to 80°F and 50% relative humidity.

Description	Item No.
Primers	
Red	5U704
Gray	5U705
Finishes	
Safety Red	5H900
Safety Blue	5H896
High Gloss Black	5H903
Flat Black	2FP66
Semi-Gloss Black	4CH75
Gloss White	5U708
Silver Aluminum	2FP61
Anodized Bronze	4CY49
Zinc-Rich Galvanizing Compound	
Cold Galv. Compound	5W180
High-Temperature Finish	
Black	5W179



DEM-KOTE[®] All-Purpose Industrial Enamel Spray Paint

Long-lasting gloss finish resists rust and chemicals. Use with primer on metal surfaces. VOC/MIR compliant.
SURFACES: Metal, masonry, concrete, wood
EXPOSURE: Indoor/outdoor
USES: Identification marking, hand-rails, stenciling, ducts, touch-up, piping, metal doors, office furniture, machinery, railings

No. 6FGJ2



DRY TIME AND COVERAGE	
Tack-Free*:	15 min.
Recoat:	1 to 24 hr.
Coverage:	5 to 8 sq. ft.
Application Temp.:	50°F

* Based at 70° to 80°F and 50% relative humidity.

Color	Net Weight	Item No.
Safety Yellow	10 oz.	6FGJ2
Black	10 oz.	6FGH5



Enamel Maintenance Aerosols

Gloss enamel finishes are for indoor or outdoor use. High solids content provides faster, further coverage and resists chipping, fading, and peeling. VOC/MIR compliant.
SURFACES: Masonry, metal, wood, and concrete
EXPOSURE CONDITIONS: Mild to moderate
USES: Tools, ducts, vents, ladders, cabinets, and lockers

No. 6KP22



DRY TIME AND COVERAGE	
Tack-Free (min.):*	12
Dry Time (hrs):*	1
Recoat (hrs.):	Within 1 or After 24
Coverage (sq. ft.):	Up to 12
Application Temp.:	Above 50

* Based at 70° to 80°F and 50% relative humidity.

Color	Net Weight	Item No.
Gloss Black	12 oz.	6KP22
Gloss White	12 oz.	6KP31
OSHA Safety Yellow	12 oz.	6KN97



RedSeal® Supreme Interior Paint

- Dry time: 30 min.
- Coverage: 400 sq./ft. gal.
- VOC content: 0 g/L

Provides a smooth finish with excellent hide and durability. Mildew-resistant, washable, and scrubable. Use on properly prepared drywall, plaster, masonry, wood, metal, and previously painted surfaces.

Note: All paint is nonreturnable.

Color Family	Size	FLAT Item No.
Whites	1 gal.	J1968



Pro-Hide® Silver Interior Paint

- Dry time: 30 min.
- Coverage: 400 sq. ft./gal.
- VOC content: <50 g/L

Offers good hide characteristics with a smooth and uniform finish. Use on properly prepared drywall plaster, masonry, wood, primed metal, and previously painted surfaces on residential and commercial applications.

Note: All paint is nonreturnable.

Color Family	Size	FLAT Item No.
Whites	1 gal.	J1928



Accolade® Interior Paint

- Dry time: 30 min.
- Coverage: 400 sq. ft./gal.
- VOC content: <50 g/L

Provides excellent coverage and hide. Washable, scrubable paint applies smoothly with outstanding durability. Use on properly prepared drywall, plaster, masonry, wood, metal, and previously painted surfaces.

Note: All paint is nonreturnable.



Color Family	Size	FLAT Item No.
Whites	1 gal.	J2144



Pro-Hide® Gold Ultra Interior Paint

- Dry time: 30 min.
- Coverage: 400 sq. ft./gal.
- VOC content: <50 g/L

Provides a durable, uniform finish with outstanding hide and excellent touch-up. Offers superior washability. Use on properly prepared drywall, plaster, masonry, wood, metal, and previously painted surfaces.

Note: All paint is nonreturnable.



Color Family	Size	FLAT Item No.
Whites	1 gal.	J1799



Economy Line Interior Paint

- Dry time: 30 min.
- Coverage: 400 sq. ft./gal.
- VOC content: <50 g/L

Provides average hide and durability. Use on properly prepared drywall, plaster, masonry, wood, metal, and previously painted surfaces.

Note: All paint is nonreturnable.



Color Family	Size	FLAT Item No.
Whites	1 gal.	J2072



Pro Hide® Silver Interior Paint

- **Dry time:** 30 min.
- **Coverage:** 400 sq. ft./gal.
- **VOC content:** <50 g/L

For residential and commercial applications, this interior latex paint provides a smooth, uniform finish with excellent hiding for new or previously painted surfaces. Can be used on properly prepared drywall plaster, masonry, wood, and primed metal.

Note: All paint is nonreturnable.

Color Family	Size	FLAT Item No.
Whites	1 gal.	J1880



Accolade Exterior Paint

- **Dry time:** 30 min.
- **Coverage:** 400 sq. ft./gal.
- **VOC content:** <50 g/L

100% acrylic waterborne house and trim paint offers exceptional adhesion and durability with a smooth, mildew-resistant finish. Provides superior hide and color retention. It resists blistering, peeling, chipping, and chalking.

Note: All paint is nonreturnable.

Color Family	Size	FLAT Item No.
Whites	1 gal.	J2112



Pro-Hide® Gold Exterior Latex Paint

- **Dry time:** 30 min.
- **Coverage:** 400 sq. ft./gal.
- **VOC content:** <50 g/L

Offers excellent hide capabilities and is durable. It provides a mildew-resistant coating that resists peeling, cracking, and blistering. Brush, roll, or spray onto wood, masonry, metal, and previously painted surfaces.

Note: All paint is nonreturnable.

Color Family	Size	FLAT Item No.
Whites	1 gal.	J1744



Economy Line Exterior Paint

- **Dry time:** 30 min.
- **Coverage:** 400 sq. ft./gal.
- **VOC content:** <50 g/L

Easy-to-apply, quality exterior paint dries to a flat finish. Provides average hide and durability. Brush, roll, or spray it onto wood, aluminum, vinyl siding, brick, stucco, and more.

Note: All paint is nonreturnable.

Color Family	Size	FLAT Item No.
Whites	1 gal.	40TC74

For complete color assortment of paint, go to Grainger.com® and search by brand name. For example, type in RedSeal® Supreme Interior Paint. Note: All paints are nonreturnable.



1258-Pc. HT Engineering Cart No. 4HFZ2



Parts Resupply Center No. 4HFZ5



Carts and Accessories

Efficient, ready-to-work systems are designed specifically for professional maintenance engineers.

For more detailed information, visit Grainger.com® and search using item number.

Complete HT Engineering Cart—A complete, easily transportable system for maintenance engineers that comes assembled with more than 230 professional-quality hand tools and more than 160 critical small parts needed for facilities maintenance. Each tool is carried in its own numbered and labeled pocket or bin. Cart disassembles to fit into small vehicle.

Complete Preventative Maintenance Cart—This longer cart incorporates all the features and the same standardized tool set as the Complete HT Engineering Cart, but with the ability to carry more parts. Specifically designed for preventative maintenance work in buildings with elevators such as hotels and commercial buildings.



1141-Pc. Preventative Maintenance Cart No. 4HFZ3

Description	No. of Sockets/ Accs.	No. of Wrenches	No. of Pliers	No. of Screwdrivers	No. of Striking Tools	No. of Misc. Tools	No. of Consumable Parts	Mfr. Model	Item No.
Complete HT Engineering Cart - SAE and Metric									
1258-pc.	38	30	7	8	10	165	1000	MS-CEC	4HFZ2
1257-pc., No Drill	38	30	7	8	10	164	1000	MS-CEC-ND	4HFZ8
Complete Preventative Maintenance Cart - SAE and Metric									
1141-pc.	38	30	7	8	10	173	1000	MS-CPMC	4HFZ3
1257-pc., No Drill	38	30	7	8	10	172	1000	MS-CPMC-ND	4HFZ9
Complete Tool Bag - SAE									
104-pc.	14	11	4	4	4	47	20	MS-CTB	4HFZ4
Description	Overall Width	Overall Depth	Overall Height	Finish	Material	Mfr. Model	Item No.		
Parts Resupply Center									
143 Bins, 9 Shelves	45"	15"	67¾"	Powder Coated	Steel Shelves, Plastic Bins	MS-PRC	4HFZ5		
Accessories									
Engineering Cart Locker, ¾" Particle Board	23¾"	28¾"	49½"	Melamine Laminated	Particle Board	MS-ECL	4HFZ7		
Golf Cart Utility Bed, Aluminum w/Stainless Steel and Galvanized Steel Hardware				Tread Plate	Aluminum w/Stainless and Galvanized Steel Hardware	MS-GCUB	4HFZ6		



Mobile Work Center

- Resists rust and corrosion
- Black and red color
- Shipped assembled
- Nonmarking casters (2 swivel, 2 rigid)

Flat work surface with molded-in tool storage compartments. Features 5 metal storage drawers with plastic handles that operate on steel suspension, ball-bearing full-extension slides. Perforated board sides organize and store small parts and tools. Drawers secure with locking bar. Built-in cord wrap.

Load Cap.	Overall Length	Overall Width	Overall Height	Mfr. Model	Item No.
250 lb.	32 $\frac{3}{8}$ "	19 $\frac{13}{16}$ "	33 $\frac{1}{2}$ "	FG773488BLA	4UR44

No. 2ZB53



Structural Foam Carts

- Assembly required
- 5" nonmarking, rubber casters (2 rigid, 2 swivel)

Carts have a lipped shelf and are easy to clean. Structural plastic construction won't rust, dent, peel, or chip. Ergonomic handle with comfort grip.

Load Cap.	Shelf Length	Shelf Width	Overall Length	Overall Width	Overall Height	Color	Brand	Item No.
500 lb.	29 $\frac{1}{2}$ "	15 $\frac{1}{2}$ "	34"	16"	31 $\frac{1}{4}$ "	Black	Rubbermaid	2ZB53
300 lb.	35 $\frac{1}{2}$ "	23 $\frac{1}{2}$ "	40"	24"	32 $\frac{1}{4}$ "	Black	Rubbermaid	2ZB54
500 lb.	30"	17 $\frac{1}{2}$ "	34 $\frac{1}{2}$ "	17 $\frac{1}{2}$ "	32 $\frac{3}{4}$ "	Charcoal	GA	5UTH9



Multipurpose Delivery Cart

- 1000-lb. load capacity
- 5"-dia. rubber casters

Push/pull handles on both sides allow easy maneuvering and accommodate trigger spray bottle holders, can liner storage, and cleaning instruments. Nonflame-retardant polypropylene construction. Drain plug allows easy cleaning. Additional drain holes can be field drilled in handles and bottom. Sides and bottom have span design for greater rigidity. For indoor and outdoor use.

Caster Type	Color	Overall Height	Overall Width	Overall Length	Item No.
(2) Rigid, (2) Swivel	Black	38"	30"	53"	5EME6



No. 4VZF9



Heavy Duty Structural Foam Carts

- 5" casters (4 swivel)

Features deep pocket shelf, ergonomic variable grip handle, built-in tool holster, caddy, and hooks. Molded-in fittings for customization.

Load Cap.	Cap. per Shelf	Shelf Length	Shelf Width	Overall Length	Overall Width	Overall Height	Color	Item No.
500 lb.	250 lb.	31 $\frac{1}{4}$ "	17"	39"	17 $\frac{7}{8}$ "	33 $\frac{1}{4}$ "	Black	4ACA1
500 lb.	250 lb.	36 $\frac{3}{8}$ "	25"	45 $\frac{1}{4}$ "	25 $\frac{7}{8}$ "	33 $\frac{1}{2}$ "	Black	4VZF9



TurboKrete® Concrete Floor Preparation and Repair Products

Concrete Patching Kit—

Contains resin-rich epoxy/aggregate patching compound to repair large cracks and deep holes. 100% solids epoxy is odorless. Can accept vehicular traffic in 6 hr. to 8 hr. No. 6KP53 covers about 0.3 cu. ft. per kit. No. 5XPP2 covers about 0.15 cu. ft. per kit. 3-component system: must use Parts A, B, and C.

Multipurpose Concrete Repair and Adhesive—100% solids, fast-curing, nonsag concrete repair epoxy is packaged in an easy-to-use cartridge. For vertical and horizontal repairs.



Description	Item No.
Concrete Patching Kit, Base (Part A) 27.5 fl. oz., Activator (Part B) 4 fl. oz., Aggregate (Part C) 13.1 lb.	5XPP2
Concrete Patching Kit Polyamine Epoxy, 6 to 8 hr. Cure, 26.25 lbs.	6KP53
Multipurpose Concrete Repair and Adhesive, 9 oz.	6DNX5

DRY TIME AND COVERAGE	
Dry Time:	0.33 hr.
Coverage:	250 ft.



CRACK-STIX® Concrete and Blacktop Crack Repair

Hot-applied, permanent rope-style sealant is weather resistant and ready for traffic just 20 min. after being applied. VOC-free formula is self leveling and helps prevent slip, and trip and fall accidents.

Description	Color	Item No.
1/4"-dia. Crack Filler Rope	Black	30WM09
1/4"-dia. Crack Filler Rope	Gray	30WM10
32"L Cane Torch Extender	—	30WM11



FAMOWOOD®

Wood Fillers

Wood-based, no-mix formulas can fill large and small holes, cracks, and defects in unfinished wood. Once dry, the fillers are ready to sand, stain, paint, saw, nail, or plane. Minimal shrinkage, cracking, or crumbling. Indoor/outdoor use. Latex formula is low-odor, solvent-free, and nonflammable. Easy cleanup with soap and water.

Type	Color	Functional Cure	Size	Mfr. Model	Item No.
Latex	White Pine	1/4 hr.	1 gal.	40002148	16NG89
	Walnut			40002142	16NG86
	Natural			40002126	16NG87
	Fir-Maple			40002118	16NG88
Solvent	Natural/Tupelo	1/4 hr.	1 gal.	36001126	16NH08
	Birch			36001106	16NH07
	Maple			36001124	16NH06
	Red Oak			36001134	16NG90



DRY TIME AND COVERAGE	
Light Traffic:	24 hr.
Coverage:	50 sq. ft./gal.



Concrete Saver® AS5400 System Antislip 1-Step Epoxy

Single-component system provides a safety finish for pedestrian traffic.

SURFACES: Concrete and metal (prime metal with 9100 System with 9101 Activator)

USES: Aisles, entrances, exits, and stairs

► CHOOSE: Color	Item No.
Black, Dunes Tan, Navy Gray, Safety Yellow, Silver Gray, Tile Red	H7192



InstaPatch™ Concrete Saver

Two-component, 100% solids polyurea repair compound cures in less than 15 min. Can be applied in temperatures as low as -5°F.

Coverage	Size	Item No.
230 sq. ft.	1 gal.	30RK20



DRY TIME AND COVERAGE	
Tack-Free*:	0.33 to 1/2 hr.
Dry Time*:	24 hr.
Dry Time*:	50° to 90°F

* Based at 70° to 80°F and 50% relative humidity.



LeakSeal® Flexible Rubber Coating

Spray formula creates a smooth, watertight seal that prevents moisture penetration, rust, and corrosion. Seal leaks and fill cracks in gutters, roofs, flashing, duct work, masonry, and other applications. VOC compliant.

Color	Size	Item No.
Clear	13.75 oz.	21CJ68
Black	15 oz.	32H597



WESTWARD

Manual Caulk Guns

Type	Size	Construc.	Color	Includes	Item No.
Drip-Free					
Revolving Barrel	10 oz.	Plastic	Blue/Black	Precision Cutter, Puncture Tool, Ladder Hook	13J315
Ratchet Rod					
Ratchet Gun	10 oz.	Steel	Blue	—	13J321
Smooth Rod					
Hex Smooth Rod	10 oz.	Steel	Blue	Spout Cutter, Puncture Tool, Ladder Hook, Parallel Frame	13W868
Ratchet Gun	10 oz.	Steel	Blue	Spout Cutter, Puncture Tool, Ladder Hook, Wrist Wrap	13J311



Caulks and Sealants

Phenoseal® Latex Vinyl Adhesive Caulk—Mildew-resistant and watertight seal.

ALEX PLUS® Acrylic Latex Caulk with Silicone—Mildew-resistant and flexible.



Description	Applic. Time	Functional Cure (hr.)	Temp. Range (°F)	Size	Color	Item No.
Phenoseal®	10 min.	24	-20 to 100	10 oz.	Almond, Metallic Gray, Black, Brown, White, Clear	D0281
ALEX PLUS®	10 min.	24	-20 to 180	10.1 oz.	Crystal Clear, Brown, Slate Gray, Cedar Tan, Dark Bronze, Black, Almond, Antique White, White	D0257



Kitchen and Bath Caulks and Sealants

KWIK SEAL® Tub and Tile Latex Sealant, No. 4MY71—Forms a watertight seal around sinks, back splashes, and shower stalls. Cured caulk is mildew-resistant.

GE Silicone II Kitchen and Bath 100% Silicone Sealant, Nos. D0278 and D0279—Won't corrode metals. Mildew- and UV-resistant. Permanently flexible. Water-ready in 3 hr. Resists mold up to 5 yr.

Applic. Time	Size	Color	Brand	Item No.
10 min.	10.1 oz.	White	DAP	4MY71
30 min.	2.8 oz.	Clear, White	GE	D0278
30 min.	10.1 oz.	Clear, White	GE	D0279



Indoor/Outdoor Caulks and Sealants



Indoor/Outdoor Multipurpose Silicone II Window and Door 100% Silicone Sealant—Forms a watertight, weatherproof seal on PVC and concrete. All-weather application; resistant to UV rays and freezing temperatures. Mold/mildew resistant. Indoor/outdoor use. Water-ready in 3 hr.

100% Silicone Rubber Sealant—Watertight and flexible. Not paintable. Can be used to make gaskets. Low VOC. FDA Certified for food contact when cured and washed.

Contractors® SCS1000 Silicone Adhesive Sealant—Adheres to glass, metal, glazed surfaces, and many plastics. UV- and weather-resistant. *Siding, Window, and Door*

Silicone I Window and Door 100% Silicone Sealant—Provides a watertight, weatherproof seal. Water-ready in 12 hr.

Food-Grade Sealant

NSF Commercial Food-Grade Sealant—Silicone formula for commercial kitchens and food processing provides a durable, waterproof seal with minimal shrinkage, long-lasting flexibility, and excellent adhesion. NSF Standard 51 certified.

Applic. Time	Functional Cure (hr.)	Temp. Range (°F)	Size	Color	Brand	Item No.
100% Silicone Rubber Sealant						
20 min.	24	-40 to 400	9.8 oz.	Aluminum Gray, Clear	DAP	D0262
20 min.	24	-40 to 400	10.1 oz.	Almond, Black, White, Bronze	DAP	D0262
Contractors® SC1000 Silicone Adhesive Sealant						
30 min.	24	-75 to 400	10.1 oz.	Clear, White	GE	D0282
Silicone I Window & Door 100% Silicone Sealant						
30 min.	1	-55 to 400	10.1 oz.	Black, Bronze	GE	D0269
30 min.	24	-65 to 400	10.1 oz.	Clear, White	GE	D0269
Silicone II Window & Door 100% Silicone Sealant						
30 min.	3	-55 to 400	10.1 oz.	Black, Brown, Light Gray, Almond	GE	D0271
30 min.		-65 to 400	10.1 oz.	Clear	GE	D0271
NSF Commercial Food-Grade Sealant						
10 min.	24	-40° to 400°	9.8 oz.	White	DAP	20HA76
10 min.	24	-40° to 400°	9.8 oz.	Clear	DAP	20HA77
10 min.	24	-40° to 400°	9.8 oz.	Stainless Steel	DAP	20HA78

MOMENTIVE™

General-Purpose Adhesive Silicone Sealants

Set up quickly and provide excellent electrical insulation. Cure at room temperature.

Applic. Time	Functional Cure (hr.)	Size	Color	Item No.
30 min.	24	2.8 oz.	Clear	4UH08
30 min.	24	10.1 oz.	White, Black, Clear, Aluminum Gray	D0283



For keyed alike or master keying, call 1-800-GRAINGER (472-4643) or your local branch



No. 36Z364

FALCON

Lever Locksets, Grade 1

- **UL Listed for 3-hr. fire door**

1 1/8" x 2 1/4" square corner faceplate. Include 1" housing dia., 1/2" throw, and 6-pin solid brass cylinder. Schlage Classic C keyway. Keyed different. 2 nickel silver keys per lock. Heavy-duty cylindrical locks designed for facilities that are subjected to high-traffic/high-abuse conditions. Thru-bolted through the door. Chassis is secured by interlocking antirotation plate. Free-wheeling levers. Grade 1 and 2 are ANSI A156.2, 1996, Series 4000 certified. ADA Compliant.

Function	Finish	Item No.
Privacy	Satin Chrome	36Z364
Storeroom	Satin Chrome	36Z379



No. 35HU19



Lever Locksets, Grade 3

- **Backset: 2 3/8" to 2 3/4"**
- **Door thickness: 1 3/8" to 1 3/4"**

Angled style and are ADA Compliant.



No. 35HU51

Function	SATIN CHROME	OIL RUBBED BRONZE
	Item No.	Item No.
Privacy	35HU19	35HU23
Storeroom	—	35HU51



Exit Devices, Grade 1


- **Fit 1 3/4"-thick doors**
- **Meet ANSI/BHMA A156.3, Grade 1**

Suitable for all doors where there is no projection on the face. Can be sized down to fit the required width of the door and used with a variety of exit device trims. Include sheet metal and machine screws.

Item	Finish	Door Width	Item No.
Touchbar Rim	Aluminum	37 To 48"	5TUN1
Touchbar Rim	Aluminum	36"	5TUN2



No. 5TUN1



No. 5T700



No. 5VTD6

5400LN Series Lever Locksets, Grade 1

- **Backset: 2 3/4"**
- **Strike: 4 7/8" x 1 1/4" x 1 1/4" ANSI**
- **UL Listed for 3-hr. fire door**

Nonhanded, field reversible. Zinc dichromate plating resists corrosion. Keyed different. Heavy-Duty 5400LN series includes Free Wheeling™ design that helps minimize vandalism by allowing the lever to rotate freely when locked. For 1 3/4" - to 2"-thick doors. ADA Compliant.

Function	DULL CHROME		ANTIMICROBIAL DULL CHROME	
	Mfr. Model	Item No.	Mfr. Model	Item No.
Passage	AU5401LN	5T700	AU5401LN x YMS	5VTD5
Storeroom	AU5405LN	5T704	AU5405LN x YMS	5VTD7
Privacy	—	—	AU5402LN x YMS	5VTD6



Lever Locksets, Grade 1



No. 36Z284

- **Backset: 2 3/4"**
- **Strike: 1 1/4" x 4 7/8", ANSI, square corner, no box**
- **Door thickness: 1 5/8" to 2 1/8"**

1 1/8" x 2 1/4" square corner faceplate. Include 1" housing dia., 1/2" throw, and 6-pin solid brass cylinder. C123 keyway. 2 nickel silver keys per lock. ND Series levers are heavy-duty cylindrical locks. For Vandlguard™ freewheeling lever models that protect against abusive rotational force, see Grainger.com®. Antimicrobial coating 626AM inhibits bacteria growth. ANSI/BHMA A156.2-2003, Series 4000 certified. UL Listed for 3-hr. fire door. ADA Compliant.

Function	SATIN CHROME	ANTIMICROBIAL SATIN CHROME
	Item No.	Item No.
Passage	36Z284	36Z285
Privacy	36Z295	36Z296



Heavy-Duty Lever Locksets, Grade 1



No. 2WHJ5

- **Backset: 2 3/4"**
- **Strike: 1 1/4" x 4 7/8", ANSI, square corner, no box**
- **Door thickness: 1 3/8" to 2"**

Clutch disengages outside lever when locked to help prevent vandalism and inside lever remains free for immediate egress. Include 2 keys per lockset. No. 2WHJ5 features turn/push-button locking. No. 2WHL2 has an outside lever that is always locked; entrance by key only. ANSI/BHMA A156.2. UL Listed for 3-hr. fire door. ADA Compliant.

Function	SATIN CHROME	
	Item No.	Item No.
Entry	2WHJ5	2WHL2
Storeroom	2WHJ5	2WHL2



ASSA ABLOY
Door Closer

- **ADA Compliant**

Rugged design for high-traffic and high-abuse areas. Captured valves enhance security and help make closers vandal- and tamper-resistant. Heavy-duty main arm is forged steel. Standard arm allows inside mounting of closer on out-swinging doors. Unit installs on the push side of the door with the arm parallel to the face of the door. Arm does not project from the opening. Nonhanded. Includes brackets and arms to install closer in top jamb, standard, and parallel applications. Durable, steel rack-and-pinion construction for effective door control during both opening and closing cycles. Suitable for use in healthcare facilities, office buildings, and schools. Meet UL-10C and UBC 7-2 (1997) Positive Pressure Fire Test, ANSI/BHMA A156.4 Grade 1.



Dark Bronze

Housing Length	Housing Width	Housing Height	►CHOOSE: Finish	Max. Door Opening	Item No.
11 1/8"	2 3/4"	3"	Aluminum, Dark Bronze	Up to 180°	G6723



2700 Series
Door Closer

- **UL Listed for fire door assemblies including UL10C**
- **Meets ANSI/BHMA 156.4 Grade 1**

Rack and pinion closer has a lightweight aluminum alloy body. Features adjustments for closing, sweep, latch, speed, and back-check. Closer has a standard arm, which is suitable for doors with low exposure to wind and abuse. For regular, top jamb, and parallel arm installation. Features larger closer body and spring. Adjust for door sizes 1 to 6 (Grade 1).



Aluminum

Housing Length	Housing Width	Housing Height	►CHOOSE: Finish	Max. Door Opening	Item No.
13"	2 3/4"	2 1/2"	Aluminum, Dark Bronze	180°	D8978



ASSA ABLOY
Door Protection Plates

- **0.05"-thick**
- **Come with mounting holes and screws**

Protect doors from scratches and dents caused by collisions from gurneys, carts, hand trucks, or heavy equipment. Choose a plate 2" narrower than door.



H	W	Finish	Item No.
Armor Plates			
34"	34"	Dull Aluminum	2RFZ4
34"	36"	Dull 304 Stainless Steel	2RFU3
Kick/Stretch Plates			
8"	40"	Dull 316 Stainless Steel	2RFX5
10"	30"	Dull Aluminum	2RFY6
Mop Plates			
6"	34"	Dull Aluminum	2RFX7
6"	34"	Bright Brass	2RGH5

LCN^{AE}

Door Closer

- **Meets ANSI Grade 1**
- **UL Listed**

Nonhanded closer has cast iron cylinders, forged steel arms, all-weather fluids, and double heat-treated pinions that help provide long life cycle. Powder-coated finish. Self-tapping/self-reaming screws, and peel-and-stick templates help ensure accurate installation.

Can be mounted hinge side, top jamb, or parallel arm on either right or left swinging doors. Nonsized cylinder is adjustable for interior doors to 5 ft. and exterior doors to 4 ft. Tested for 10,000,000 cycles without failure.



Housing Length	Housing Width	Housing Height	►CHOOSE: Finish	Max. Door Opening	Item No.
12 1/4"	2 1/4"	3 1/2"	Aluminum, Dark Bronze	Up to 180°	H4253



Hydraulic Door Closer

- **ANSI/BHMA A156.4 Grade 1**
- **UL and C-UL Listed for use on fire doors up to 3 hr.**

Door closer has all-weather fluid for optimal performance in harsh climates. Fully adjustable from 1 to 6. Features delayed action and back check. Includes wood and machine screws, sex nuts, and self-tapping screws. Aluminum finish. Cast iron. Plastic cover included.



No. 5PHG9

Housing Length	Housing Width	Housing Height	Finish	Max. Door Opening	Item No.
12 3/16"	2 1/4"	3 1/2"	Aluminum	130°	5PHG9



No. 1U124



ALARM LOCK

Alarmed Exit Devices

Applying pressure to the push bar retracts the latch from the strike plate and sounds alarm until reset with included key. Aluminum housings. Paddle- and bar-activated deadlatches have a 95dB alarm, a low-battery indicator, and a deadlocking latch that resists tampering. Deadbolt extends 1" into strike plate. Includes mounting hardware and battery. UL Listed.



No. 1U122

Description	Finish	Item No.
Deadlatch, 32" Bar	Aluminum	1U124
Deadlatch, 18" Paddle	Aluminum	1U122



No. 1HEX1



No. 1HEX2



No. 5EPC8

Swinging Bar Door Guards and Hotel Security Latches

Include hardware.

L	W	Finish	Brand	Item No.
Swinging Bar Swing Bar Door Guards				
4 1/4"	2 1/2"	Polished Brass	Battalion	1HEX1
4 1/4"	2 1/2"	Satin Chrome	Battalion	1HEX2
Hotel Security Latches				
1 1/2"	1 1/2"	Polished Brass	Pemko	5EPC8
1 1/2"	1 1/2"	Satin Brass	Pemko	5EPC9
1 1/2"	1 1/2"	Polished Chrome	Pemko	5EPD0
1 1/2"	1 1/2"	Satin Chrome/Nickel	Pemko	5EPD1



Magnetic Door Holder

Door holders contain a magnet, eliminating the need to bend down to fasten or release the door.



Finish	Base Dia.	Holder Proj.	Strike Proj.	Magnetic Strength	Item No.
Plastic	2 5/32"	1 3/16"	3"	26.4 lb.	3EHF7



Hinge Pin Door Stops

Mount to door hinges to prevent wall damage.

Finish	Door Opening Adjustment	Item No.
Chrome	35° to 90°	1XNK6
Brass	85° to 125°	4JG86



No. 1XNK6



No. 4JG86



No. 1XNN8

Rubber Door Wedges

Slide under door to hold it in an open position.

Finish	L	H	Item No.
Gray	6"	1 13/16"	1XNN8
Brown	4"	1 5/16"	1RCU4
Brown	5 1/8"	1 11/16"	1XNN7



No. 5U618



No. 1XNK8



No. 1RCP8



Lever/Drop-Down Style Door Holders

Keep holder in raised position for normal door operation; lower holder to hold door in an open position.

Finish	Projection	Item No.
Satin Chrome	4"	5U618
Chrome	4"	1XNK8
Bright Brass	4"	4JG77
Brass	5"	1RCP8



Curved Roller Door Stop

Use when doors swing into one another at an odd angle. Roller bumper prevents marring.

Finish	L	H	W	Item No.
Satin Chrome	5"	2 5/8"	1 5/8"	33J812



No. 4JG90



Wall-Mount Door Stops

Prevent damage to walls and door hardware.



Finish	Base Dia.	Projection	Item No.
Rigid			
Natural Aluminum/Bright Brass	1"	3"	4JG90
Bright Brass	1"	3"	4JG88
Satin Chrome	1"	4"	1RCR7
Spring			
Chrome	1"	3"	1XNL8
Bright Brass	1"	3"	4JG94
Brass	1"	3"	1RCT2
Satin Nickel	1"	3"	1XNN3
Oil-Rubbed Bronze	1"	3"	1XNN2



Circular Mount Door Stops

Protect walls from damage caused by door knobs and levers.



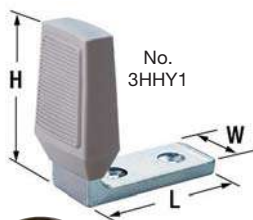
Finish	Base Dia.	Projection	Item No.
Concave Door Stops			
Satin Stainless Steel	2½"	¾"	3HHX3
Satin Chrome	2¾"	1"	5U614
Bright Brass	2¾"	1"	5U615
Rubber	1⅞"	1"	4JG96
Convex Door Stops			
Satin Stainless Steel	2½"	¾"	3HHX1
Satin Chrome	1"	½"	4JG91



Floor-Mount Door Stops

Prevent an opening door from hitting the wall. With nonmarring rubber pads.

Finish	Base Dia.	H	Item No.
Standard, 2½" L x 1" W			
Zinc-Plated	1" x 2½"	2⅝"	3HHY1
Dome Door Stops			
Satin Chrome	1¾"	1"	5U606
Satin Chrome	1¾"	1¼"	5U608
Satin Chrome	2"	1¼"	3EHF1
Bright Brass	1¾"	1"	5U607
Bright Brass	1¾"	1¼"	5U609
Satin Bronze	2"	1⅞"	3HHY2
Door Stop Risers			
Satin Chrome	2"	¾"	3EHF3



No. 3HHY1



No. 5U607



No. 3HHY2



No. 3EHF3



Clear

White

Almond



Wall Corner Guards

Plastic guards protect wall corners from damage. Designed with a beveled edge and can be used on all walls. 48" high. Available in adhesive or wall mount. Wall-mount models have 8 mounting holes and include hardware.

W	Color	Mounting	Item No.
1"	Clear	Adhesive	5KZK4
2"	Clear	8 Wall Holes	4LWT8
3"	Clear	8 Wall Holes	4LWT4
3"	Almond	Adhesive	5KZN4
3"	White	Adhesive	5KZJ4
4"	Almond	Adhesive	5KZN7



ASSA ABLOY

Corner Guards

Protect exposed wall corners from damage. Screw-in mounting requires #6 fasteners, sold separately. Stainless steel.

H	W	Mounting	Item No.
48"	2"	8 Wall Holes	3TFN3
48"	3"	8 Wall Holes	3TFN5
48"	2"	Adhesive	3TFN7
48"	3"	Adhesive	3TFN9

Screw-In Mounting





Energy-Saving Refrigerator Control

Run refrigerator and freezer compressors in smoother cycles with fewer stops while reducing mechanical shock. Reduce waste in refrigeration system which saves energy and increases food safety. eTemp™ contributes to reducing energy consumption.

Description	Mfr. Model	Item No.
2 1/4"W x 6"L	ET-401	25FL91

No. 3XL05



No. 3XL12



No. 3XL11



See Grainger.com® for refrigerant



Refrigeration Controls

Constant Differential Controls—SPST, close on rise.

Beverage/Reach-In Cooler Controls—SPST, close on rise, and Off cycle defrost. No. 3XL05 Constant cut-in setting: 35° to 41°F. No. 3XL06 constant cut-in setting: 41°F.

Water Cooler Control—SPST, close on rise. Replaces controls from Ebco, Elkay, Sunroc, Halsey-Taylor, Kelvinator, and General Electric.

Defrost Termination/Fan Delay Control—SPDT, 1 opens on rise, 1 closes on rise. Max. 20A. Fan On temperature fixed at 20°F. Defrost termination range is 40° to 75°F.

Full Load Amps	Normally Off (°F)	Capillary L (in.)	Constant Diff. (°F)	Normally On (°F)	Control Range (°F)	Voltage	Mfr. Model	Item No.
Refrigeration Control, Constant Differential, Capillary								
20/20/16	—	84	6	—	32 to 42	24/120/240/277	A30-261	4E051
20	32	48	8	40	32 to 61	120/240	A30-2210	3XL09 †
Beverage/Reach-In Cooler Temperature and Defrost Control, Constant Cut In, Capillary								
16/16	18	84	—	—	18 to 27	120/240	A12-700	3XL05
16/16	23.5	84	—	—	35 to 41	120/240	A12-701	3XL06
Water Cooler Control, OEM Replacement, Capillary								
10/6/6	46	48	7	53	37 to 61	120/208/240	K-3001	3XL12
Defrost Termination/Fan Delay Control, Temperature and Defrost, Cross Ambient Bulb								
20	—	60	—	—	40 to 75	120/240	F25-107	3XL11

† Not adaptable; direct fit with dial shaft.



No. 3ZP77



Electronic Temperature Controls

- **Digital display**
- **Thermistor sensor: 1/4" dia. x 2" L**
- **Cable length: 96"**

Controls for heating, cooling, and refrigeration display error codes to alert you to problems. Keypad lockout, settings memory, and time delay on power up. 0 to 10V output on Nos. 3ZP80 and 3ZP83. All are UL Listed and CSA Certified.

Switch Type	Voltage Range	Control Range (°F)	No. of Relay Inputs	No. of Relay Outputs	Full Load Amps @ 120V	Full Load Amps @ 240VAC	Encl. Type	Mfr. Model	Item No.
SPDT	120/208/240VAC	-30 to 220	1	1	16A (NO), 5.8A (NC)	8A (NO), 2.9A (NC)	NEMA 1	ETC-111000-000	3ZP77
SPDT	24VAC	-30 to 220	1	1	16A (NO), 5.8A (NC)	8A (NO), 2.9A (NC)	NEMA 1	ETC112-100-000	3ZP80
2 SPDT	120/208/240VAC	-30 to 220	1	2	9.8A (NO), 5.8A (NC)	4.9A (NO), 2.9A (NC)	NEMA 1	ETC211-100-000	3ZP83



No. 2E986



Refrigerant Dual-Pressure Controls

- **SPST**

Combine high-pressure compressor protection with low-pressure, cycling, or safety functions. For R-12, R-22, R-134A, and R-502.

Low Pressure (psig) *		High Pressure (psig)		Reset		Pressure Connc.	Mfr. Model	Item No.
Range (in.)	Diff.	Range (in.)	Diff.	Low	High			
12 to 50	5 to 35	100 to 250	50 Fixed	Auto	Auto	36" Capillary	O12-1506	2E986
12 to 50	5 to 35	150 to 450	70 Fixed	Auto	Auto	36" Capillary	O12-1502	2E987
12 to 50	5 to 35	150 to 450	70 Fixed	Auto	Auto/Man	48" Capillary	O12-4833	2E988
10 to 100	10 to 40	150 to 450	70 Fixed	Auto	Auto	36" Capillary	O12-1549	2E989
10 to 100	10 to 40	150 to 450	70 Fixed	Auto	Auto/Man	48" Capillary	O12-4834	2E990

* Low pressure is measured (in vacuum) to psig.



Defrost Controls

Defrost Timer—This multifunctional timer can be triggered by dial-controlled time or by remote-sensed temperature or pressure (see Note). Choice of 3 contact arrangements for electric heat, compressor shutdown, or hot gas defrost. 1 to 6 cycles a day, at least 4 hr. between cycles. Backup defrost termination: 4 to 110 min. in 2-min. increments. CSA Certified.

Note: External temperature and pressure sensors sold separately; call 1-800-GRAINGER or your local branch.

Universal Defrost Timer—Multivoltage timer is easy to program with time and defrost start/finish. Manual defrost can be initiated in 15-min. intervals. Fits standard Paragon® enclosures. Provides 100 hr. of power loss protection. UL 873 NSF Certified.

Voltage	Contact Type	Amps	Mfr. Model	Item No.
Defrost Timer				
208/240VAC	SPDT	40	8145-20	5X459
Universal Defrost Timer				
120/208/240VAC	1 SPDT, 1 SPST	30	9145-00	1TGD6



No. 1TGD6

Type	For Use With	Replaces	Mfr. Model	Item No.
Gas Cooking Controls				
Electromagnet Replacement Kit	1710 Series Body Inlet And Outlet Model-TS "J" Head	1720-803	1720-801	6KXG8
Electromagnet Replacement Kit	1710 Series Body Outlet Only Model-TS "K" Head	1720-804	1720-802	6KXG9
Igniter	Robertshaw HVN Series or an Eaton NC4100 Series Gas Valve	Gaffers And Sattler 18601, 359-199, Hardwick 01-055-041-99, Hardwick 01-055-041-99, IGN-4, GR411, F16-747	41-204	6KXD9
Ignition Control Board	Exact Replacement for South Bend 1175723	RAM-H4M1-03, Robertshaw 780-715	790-015	6KXF7
Thermostat	Fryers, Ovens, And Sterilizers	Garland 8009, Hobart 110837-2, Hobart 410837-, Hobart 11327	4290-005	6KXF9
Thermostat	Fryers, Ovens, Sterilizers	Consolidated G-106, Hobart 107522-1, Vulcan 00-407522-00001	4200-018	6KXF8
Thermostat	Ovens, Fryers, Sterilizers	Bakers Pride M1005X, Consolidated G-140,	4200-503	6KXH5
Thermostat Kit For Griddles	Commercial Cooking Applications	BJ and BJWA	4350-028	6KXE4
Thermostat Kit For Ovens	Commercial Cooking Applications	BJ and BJWA	4350-027	6KXE2

Type	Voltage	For Use With	Replaces	Mfr. Model	Item No.
Electric Cooking Controls					
High Temperature Limit	125/250/480 VAC	Broaster AB-6962, Vulcan-Heat 110-840-2 and 410840-2	LCC-36-060-00-00	5225-010	6KXE6
Infinite	120/240 VAC	—	INF-120-212	5500-103	26X378
Infinite	120 VAC	—	INF-120-1152	5500-135	6KXE9
Infinite	120 VAC	Duke 2074	INF-120-65	5502-303	6KXF0
Infinite	120 VAC	Vulcan Hart 411503-1	INF-120-4339	5502-474	6KXF5
Infinite	120 VAC	Wells 30570	INF-120-975	5502-309	6KXF1
Infinite	208 VAC	Duke 2076	INF-208-359	5502-347	6KXF2
Infinite	240 VAC	—	INF-240-1153	5500-235	6KXK2
Infinite	240 VAC	—	INF-240-74	5502-359	6KXK3
Infinite	240 VAC	Wells 50662	INF-240-1010	5502-370	6KXF3
Thermostat	120/277 VAC	—	—	5000-813	6KXG0
Thermostat	120/277 VAC	—	5300 Series	5300-041	6KXJ2
Thermostat	120/277 VAC	—	American Permanent Ware 56527, KA-1048-36	5300-015	6KXJ1
Thermostat	120/277 VAC	—	McGraw Edison 18A1874	5000-851	6KXH8
Thermostat	120/277 VAC	—	S-12, G.E./Hobart XNC8X067, 54B107070P1, 344635P2	5300-114	6KXJ3
Thermostat	120/277 VAC	—	SP-184	5300-612	6KXJ6



Cooking Controls

Precise, high-quality replacements for OEM parts.



No. 6KXG8



No. 6KXD9



No. 6KXE6



Residential Defrost Timers

Direct replacements for defrost timers in household refrigerators and freezers. 120VAC.



No. 11Z778

Replaces O.E.M.	Max. On/Off Cycles	Defrost Time (Minutes)	Mfr. Model	Item No.
Admiral	4 Per Day	21	A1400-00	11Z778
Frigidaire	8 Per Day	21	B1400-00	11Z779
General Electric	6 Per Day	25	G1400-00	11Z781
Whirlpool	8 Per Day	21	A1402-00	11Z780



Refrigeration Defrost Thermostats

Moisture-resistant thermostats can be used as exact OEM replacements for most refrigerators and icemakers. SPDT switch opens on rise. 120/240V.



No. 2FBY5

Switch Type	Switch Amp Rating	Temp. Range (°F)	Diff.	Switch Opens @ (°F)	Switch Closes @ (°F)	Mfr. Model	Item No.
SPDT	25	55 to 35	20	55	35	SL5709	2FBY5
SPST	10	80 to 30	30 ±4°F	50	80	ML80	3CHK2



Water Softeners

Ion exchange technology removes hard minerals from the water supply. Water use is automatically monitored, creating demand-based regeneration that minimizes salt usage for optimal efficiency and ensures the availability of soft water. Each softener includes a single brine tank.

Note: We recommend that your water be analyzed before selecting water treatment equipment.

Standard—Include full-flow bypass valve and display. No. 1RVZ3 displays additional system information.

High-Flow/High-Capacity—Quartz underbedding. Duplex models allow 24-hr. service with no regeneration down time. Some assembly required.

Max. Grain Cap.	Flow Rate (gpm)	Pipe Size (in.)	Salt Storage Capacity (lb.)	H (in.)	W (in.)	D (in.)	Mfr. Model	Item No.
Standard 2-Tank								
26,600	8	1	200	49	12	12	NST25ED	1RVZ4
70,000	15	1	340	64	14	14	NST70UD1	1RVZ3
High-Flow/High-Capacity, 2-Tank								
132,000	20	1	1000	68	47	24	PA131S	1RWA6
High-Flow/High-Capacity, Continuous Duty								
Duplex	30	1	340	64	78	17	PA071D	1RWA7
Duplex	140	2	1500	87	94	31	PA322D	1RWB1



Drinking Water Systems

- **Max. temp.: 100°F (except Nos. 5REE6 and 5REE5 are 125°F)**
- **Polypropylene housing and head**
- **Cartridge and installation hardware included**
- **Connect to dedicated faucet**

Carbon block filter media reduces sediment, dirt and rust, lead, chlorine, and taste and odor. Helps reduce cysts and VOCs. All models are NSF Certified.

Easy System, No. 1MZU7—Easy installation and cartridge replacement. Built-in shutoff valves.

Reduces	Pipe Size	Micron Rating	Service Cap. (gal.)	Cartridges Included	H (in.)	Dia. (in.)	Item No.	SYSTEMS		REPLACEMENT CARTRIDGES	
								Mfr. Model	Item No.	Mfr. Model	Item No.
Drinking Water Systems with Faucet											
Chlorine, Taste, Odor, Dirt, and Rust	¼"	5	750	Mfr. No. C-CS-S	10½	2¼	1WXN3	AP EASY CS-S	1MZU4	C-CS-S	
Drinking Water Systems without Faucet											
Chlorine, Taste, Odor, Dirt, and Rust	¼"	5	750	Mfr. No. C-CS-S	10½	2¼	1MZU7	AP EASY CS-S COOLER	1MZU4	C-CS-S	
Chlorine, Taste, Odor, Dirt, and Rust	¾"	5	2000	Mfr. No. AP217	9¼	4⅞	2P075	AP200	2P076	AP217	
Chlorine, Taste, Odor, Dirt, and Rust	¾" Push Connect	5	2000	Mfr. No. C-CS-FF	10	—	1ZKX1	AP Easy CS-FF	1MZV2	C-CS-FF	
Sediment, Chlorine, Taste and Odor, Cyst	¾"	0.5	—	Mfr. No. C-Cyst-FF	13¾	3⅞	5REE6	AP Easy Cyst-FF	5REE7	C-CYST-FF	
Sediment, Chlorine, Taste, Odor, and Scale	¾"	5	—	Mfr. No. AP517	11¾	3⅞	5REE5	AP510	3P781	AP517	

Replacement parts are available; call 1-800-GRAINGER or see Grainger.com®.



No. 1CVX1



Water Coolers

- Inlet connection: 3/8" O.D. tubing
- Drain outlet: 1/4" dia.
- Refrigerant HFC134A (CFC free)
- 115VAC
- Capacity of 50°F drinking water based upon 80°F inlet water and 90°F ambient

Premium-quality coolers have a waterway system with stainless steel tanks, copper components, and lead-free materials; an easy-to-clean strainer traps particulates before they enter the cooler. Units feature permanently lubricated compressor and fan motor, refrigeration system dryer, and a splash-resistant stainless steel, multilevel basin. Separate, easy-to-access sanitary controls. Nonpressurized cooling tank on single-level units minimizes water damage in case of rupture. Preset temperature control only requires altitude adjustment. In-line flow regulator maintains constant stream height at line pressures of 20 to 105 psi. Removable front panels allow easy access for maintenance. P-trap not included. No. 1CVX1 can activate a stream of water in the event of a power outage.



No. 4XR82

GPH	Type	Compressor (HP)	Full Load Amps	Cabinet Color	H (in.)	W (in.)	D (in.)	Brand	Mfr. Model	Item No.
Wall-Mount, ADA-Compliant, With Mechanical Push Bar										
8.0	Single Level	1/5	4A	Stainless Steel	20 7/16	18 1/4	18 5/8	Halsey Taylor	8240081683	1CVX1
8.0	Bi-Level	1/5	4A	Stainless Steel	27 1/4	36 1/8	18 5/8	Halsey Taylor	8740082083	2KLD7
Wall-Mount, ADA-Compliant										
8.0	Single Level	1/5	4A	Light Gray Granite	19 13/16	18 3/8	19	Elkay	EZS8L	1PX54
8.0	Bi-Level	1/5	4A	Light Gray Granite	25 5/16	36 7/16	19	Elkay	EZSTL8LC	1PX55
Free-Standing, Indoor/Outdoor, Vandal Resistant										
13.5	Single Level	1/5	7.5A	Stainless Steel	40	16	18 1/2	Halsey Taylor	8226143383	4XR82

Description	Mfr. Model	Item No.
Replacement Parts for Elkay and Halsey Taylor Water Coolers		
Replacement Filter Cartridge	51300C	11U265
Cartridge Regulator	60290C	3EMZ4
Cartridge Holder	92450c	1WYC7
Solenoid Valve, Old Style	35981c	1WYC6
Strainer	55996C	2XJ52
Cold Control Thermostat	31513C	2XJ49

ELKAY®

Bottle Filling Stations and Retrofit Kit

Retrofit Kit attaches to most 115V/60 Hz pushbar activated water coolers. Bottle Filling Stations feature an electronic sensor and pressure regulator.

GPH	Type	Compressor (HP)	Full Load Amps	Color	H (in.)	W (in.)	D (in.)	Mfr. Model	Item No.	
Water Cooler with Bottle Filling Stations										
8.0	Single Cooler	1/5	4A	Light Gray Granite/Stainless Steel	39 1/4	18 3/8	19	LZS8WSLK	6XUY3	
8.0	Single Cooler	1/5	4A	Stainless Steel	39 1/4	18 3/8	19	LZS8WSSK	6XUY4	
8.0	Bi-Level	1/5	4A	Light Gray Granite/Stainless Steel	44 3/4	36 3/4	19	LZSTL8WSLK	6XUY5	
8.0	Bi-Level	1/5	4A	Stainless Steel	44 3/4	36 3/4	19	LZSTL8WSSK	6XUY6	
Description	Includes								Mfr. Model	Item No.
Recessed Bottle Filling Stations & Retrofit Kits										
Retrofit Kit	3000 Gallon Filter, EZH2O® Station with Basin, Retro Fit Tools								LZWSRK	5WNV7



No. 6XUY6



No. 5WFH3

Filtration Systems and Replacement Filter Cartridges

All systems and replacement filter cartridges are certified for use in potable water applications in CA and VT.

Insurice® Filtration Systems

Nos. 5WFG3 and 5WFG4—Reduce problems in ice machines caused by scale buildup from dirt and dissolved minerals. The Micro-Pure® II media inhibits bacteria growth and reduces chlorine taste and odor and other contaminants. No. 5WFG4 features a water shutoff, flushing valve, and outlet pressure gauge.

KleenSteam® II Single System

No. 5WFG5—Delivers filtered water with scale inhibition and deliming capabilities. Dual-cartridge system allows use in low- or high-flow capacity steamers and allows for future expansion of water needs.

SR-X Scale Inhibitor Feeder and Deliming System No. 5WFH3—

Provides scale reduction for steam applications as well as deliming capabilities. Includes clear SR-X housing, SS-10 cartridge, dip tube assembly, and 2.2-lb. pkg. of ScaleKleen™ for scale removal and deliming.

Kleenware® HTS-11 System

No. 5WFH4—Inhibits mineral deposits and provides corrosion protection. Helps extend the life of foodservice equipment. Suitable for use in commercial glassware washers, dishwashers, and warewashing booster heaters.

QC7i Filter Heads Nos. 5WFG6, 5WFG8, 5WFG9, and 5WFJ2—

Include a built-in water shut-off valve, pressure gauge, and mounting hardware. Fit many Everpure® specialty cartridges including cartridges for ice, coffee, espresso, and fountain beverage machines. See replacement filter cartridges on this page.

QL3B Single-Head Filter No. 5WFJ1—

Compatible with Everpure® filter cartridges. Includes built-in shut-off valve and mounting hardware. Suitable for use in foodservice and vending applications.

ScaleKleen™ No. 5WFH0 Scale

Remover and Delimer—Can be fed into the water system without the use of hazardous chemicals or special piping.

Replacement Filter Cartridges—Max. pressure: 125 psi. A full selection of filters is available at Grainger.com®.



No. 5WFG3

No. 5WFG6

Description	Microns	Flow Rate (gpm)	Pipe Size (in.)	Max. Temp. (°F)	Max. Pressure (psi)	L (in.)	W (in.)	D (in.)	Std.	Mfr. Model	Item No.
Filtration Systems											
Insurice® 2000 Single System	0.5	1.67	¾	100	125	26½	8	5	NSF 42 and 53	EV9324-01	5WFG3
Insurice® 2000 Twin System	0.5	3.34	¾	100	125	25	16½	5½	NSF 42 and 53	EV9324-02	5WFG4
KleenSteam® II Single System	5	2.50	¾	125	125	25½	14	7	NSF 42	EV9797-21	5WFG5
SR-X Scale Inhibitor Feeder and Deliming System	—	6.00	¾	125	125	12½	5	5½	NSF 42	EV9797-20	5WFH3
Kleenware® HTS-11 Scale Control Hot Water System	—	15.00	¾	170	200	12½	5	5	NSF 60	EV9799-11	5WFH4
QC7i Single Filter Head	—	1.67	¾	100	125	7½	8	5½	NSF 42	EV9272-41	5WFG6
QC7i Twin Parallel Head	—	3.34	¾	100	125	8½	16½	5½	NSF 42	EV9272-22	5WFG8
QC7i Triple Parallel Head	—	5.00	¾	100	125	8½	21	5½	NSF 42	EV9272-23	5WFG9
QC7i Quad Parallel Head	—	6.60	¾	100	125	9	24¼	5½	NSF 42	EV9336-11	5WFJ2
QL3B Single Head	—	1.67	¾	100	125	3	4	4	NSF 42	EV9259-24	5WFJ1

Description	For Use With	Reduces	Microns	Flow Rate (gpm)	Outside Dia. (in.)	L (in.)	Max. Temp. (°F)	Std.	Mfr. Model	Item No.
Replacement Filter Cartridges										
4CB5 Replacement Cartridge	5WFJ1, 5WFG6	Chlorine Taste and Odor	5	1.67	3	15	100	NSF 42	EV9617-16	6TFD4
SS-10 Replacement Cartridge	5WFG5, 5WFH3	Scale	—	2	1.313	10	150	NSF 42 & 53	EV9799-02	5WFG0
HT-10 Replacement Cartridge	5WFH4	Scale	—	15	2.5	9.75	150	NSF 42	EV9799-22	5WFH5
BH2 Replacement Cartridge	5WFG6, 5FWJ1	Scale, Taste, and Odor	0.5	.5	3	14.75	100	NSF 42 and 53	EV9612-51	5WFF1
ESO 7 Replacement Cartridge	5WFG6, 5WFG8, 5WFG9, 5WFJ1, 5WFJ2	Scale, Taste, and Odor	5	.5	3	21	100	NSF 42 and 53	EV9607-25	5WFG7
MH2 Replacement Cartridge	5WFG6, 5WFG8, 5WFG9, 5WFJ1, 5WFJ2	Scale, Taste, and Odor, Cyst	0.5	1.67	3	21	100	NSF 42 and 53	EV9613-26	5WFF4
I40002 Replacement Cartridge	5WFG6, 5WFG8, 5WFG9, 5WFJ1, 5WFJ2, 5WFG3, 5WFG4	Scale, Taste and Odor	0.5	1.67	3	25.25	100	NSF 42 and 53	EV9612-37	5WFF0
4CB5S Replacement Cartridge	5WFJ1, 5WFG6	Scale, Taste and Odor, Chlorine	5	1.67	3	15	100	NSF 42	EV9617-26	6TFD5
OCS² Replacement Cartridge	5WFJ1, 5WFG6	Scale, Taste and Odor, Chlorine	0.5	0.5	3	10.5	100	NSF 42 and 53	EV9618-07	6TFD6
OW200L Replacement Cartridge	5WFJ1, 5WFG6	Scale, Taste and Odor, Chlorine, THM	0.5	0.5	3	17.5	100	NSF 42 and 53	EV9619-06	6TFD7
I20002 Replacement Cartridge	5WFG6, 5WFG8, 5WFG9, 5WFJ1, 5WFJ2, 5WFG3, 5WFG4	Scale, Taste and Odor, Cyst	0.5	1.67	3	21	100	NSF 42 and 53	EV9612-27	5WFF8
7CB5 Replacement Cartridge	5WFG6, 5WFG8, 5WFG9, 5WFJ1, 5WFJ2, 5WFG5	Taste and Odor	5	2.5	3	21	100	NSF 42	EV9618-16	5WFF2
MC2 Replacement Cartridge	5WFG6, 5WFG8, 5WFG9, 5WFJ1, 5WFJ2	Taste and Odor, Cyst	0.5	1.67	3	21	100	NSF 42 and 53	EV9612-55	5WFF9
XC2 Replacement Cartridge	5WFG6, 5WFG8, 5WFG9, 5WFJ1, 5WFJ2	Taste and Odor, Cyst	0.5	1.67	3	25.25	100	NSF 42 and 53	EV9613-97	5WFF3
OW4-Plus Replacement Cartridge	5WFG6, 5FWJ1	Taste and Odor, Cyst	0.5	.5	3	14.75	100	NSF 42 and 53	EV9635-06	5WFF5
OW2-Plus Replacement Cartridge	5WFG6, 5FWJ1	Taste and Odor, Cyst	0.5	.5	3	10.5	100	NSF 42 and 53	EV9634-06	5WFF6
4C Replacement Cartridge	5WFG6, 5FWJ1	Taste and Odor, Cyst	0.5	.5	3	14.75	100	NSF 42 and 53	EV9601-00	5WFF7
AC Replacement Cartridge	5WFG6, 5FWJ1	Taste and Odor, Cyst	0.5	.5	3	10.5	100	NSF 42 and 53	EV9601-12	5WFF8



Foodservice Filter Systems

- Max. pressure: 125 psi
- Max. temp.: 100°F

Carbon filters have durable plastic head and aluminum housing. Micro-Pure® II media inhibits the growth of bacteria, except for No. 6XWU2. NSF Certified.

Coffee Filter System—Helps reduce chlorine taste, odor, and scale. For use with No. 5WFF1; sold separately on previous page. Includes filter cartridge, head, and mounting bracket.

Steamer Filter System—Helps reduce scale. For use with Nos. 5WFF2 and 5WFG0; sold separately, previous page. Includes 2 filter cartridges, scale stick cartridge, head, and mounting bracket.

Ice Machine Filter System—Helps reduce scale, chlorine taste, and odor. For use with Nos. 5WFE8 and 5WFG2; sold separately, previous page. Includes prefilter cartridge, ice machine cartridge, head, gauge, and mounting bracket.

Soda Fountain Filter System—Helps reduce chlorine taste and odor. For use with Nos. 5WFE9 and 5WFG2; sold separately, previous page. Includes prefilter cartridge, 2 filter cartridges, head, gauge, and mounting bracket.



No. 6XWU0

Item	Type	Microns	Flow Rate (gpm)	H (in.)	W (in.)	L (in.)	Dia. (in.)	Mfr. Model	Item No.
Coffee Filter System	Single	0.5	0.50	4½	4	16½	4	EV9272-00	6XWU1
Steamer Filter System w/Scale Inhibitor	Twin with Scale Inhibitor	5	5.00	15	20½	25½	7	EV9797-22	6XWU2
Ice Machine Filter System	Single With Pre Filter	0.5	1.67	15	14	25	4	EV9324-21	6XWT9
Beverage Filter System	Twin With Pre Filter	0.5	3.34	15	21½	25½	6	EV9328-02	6XWU0



Beverage, Coffee, and Ice (BCI) Filtration Systems

- Max. pressure: 125 psi
- 2 cartridges required, sold separately
- For commercial use only

BCI filter systems and cartridges handle the needs of most foodservice equipment that use water. ½" inlet/outlet connections. NSF Certified.



No. 4NY75

Description	Filter Media	Microns	Max. Flow (gpm)	H (in.)	L (in.)	Dia. (in.)	Mfr. Model	Item No.
Filtration Systems								
Beverage Water Filtration		5	—	18¾	16¼	5¼	CFSBCI-1	4NY75
Filter Cartridges for No. 4NY75, 2 Required								
Sediment Prefilter Cartridge	Polypropylene/Polyethylene	10	8	9¾	9¾	2½	CFS8504-A	4NY68
Scale/Taste Cartridge	Carbon/Polyphosphate	5	3	9¾	9¾	3	CFS117S	4NY65
Filter Cartridges for No. 4NY76, 2 Required								
Scale/Taste Cartridge	Carbon/Polyphosphate	5	10	20	20	2½	05CB20-S	4NY66
Replacement Cartridges								
Sediment Prefilter Cartridge	Polypropylene/Polyethylene	10	12	20	20	2½	CFS8504-B	4NY67



No. 1RWJ7



Food Service Hot/Cold Water Filter System

- Flow rate: 1.5 gpm
- Max. pressure: 125 psi
- Max. temp.: 100°F
- Connection: 3/8" NPT

Use for hot beverage applications such as coffee, tea, and espresso machines. Can also be used with ice machines. System includes a Filter Cartridge No. 4NY64. Long-life filtration systems feature sanitary quick-change encapsulated design to reduce contamination during cartridge change-outs. Cartridge is disposable and incineratable. Preactivated carbon block filter media protect equipment and provides better-tasting water. FDA CFR-21 and NSF compliant materials.

Microns	Flow Rate	Service Life	No. of Cartridges Req.	Overall Height	Mfr. Model	Item No.
1	1.5 gpm	10,000 gal.	1	14 1/8"	CFS8576-S	1RWJ7
Replacement Filter Cartridge						
1	1.5 gpm	10,000 gal.	—		CFS8112-S	4NY64



No. 3P782



Ice Maker In-Line Filter Systems

- Max. pressure: 125 psi
- Max. temp: 100°F

In-line filters remove sediment, dirt, rust, and chlorine taste and odor. Install on cold water line; not for use with hot water. No. 3P782 also includes a scale inhibitor. NSF Certified.

Pipe Size	Microns	Flow Rate	L	Dia.	Mfr. Model	Item No.
1/4"	5	0.5 gpm	10 5/16"	2 1/8"	IL-IM-01	1ZKK3
1/4" NPT	5	0.5 gpm	8 3/8"	2 1/4"	AP717	3P782



No. 2P275



No. 3BU27



Plastic Filter Cartridge Housing Systems

- Include 1 cartridge

Systems help to deliver high filtration efficiency and sediment capacity, while helping to protect against pressure surges and water hammer. Suitable for all food applications, including drinking and cooking water.

Note: Cartridges should be replaced every 3 to 4 months, or when a noticeable drop in pressure occurs.

Valve-in-Head No. 2P275—Internally actuated pressure relief valve facilitates cartridge replacement. Saves installation time and eliminates need for expensive shutoff valves.

Button-Head Pressure Release Nos. 3BU37 and 3BU27—Equipped with manually operated pressure-relief button to relieve internal line pressure and simplify cartridge replacement. Meet NSF Standard 42.

Removes	Micron Rating	Color	Max. Pressure	Max. Temp.	Pipe Size	Overall Height	Overall Width	Mfr. Model	Item No.	REPL. CARTRIDGE Item No.
Housings for Small Dia. Cartridges										
Dirt, Rust	5	Clear	125 psi	100°F	3/4" FNPT	14 3/16"	4 9/16"	AP101T	2P275	1P753
Sediment, Chlorine, Taste, Odor, and Scale	5	Clear	125 psi	100°F	3/4" FNPT	13 11/16"	4 9/16"	AP11T	3BU37	1P753
Housings for Large Dia. Cartridges										
Sediment, Chlorine, Taste and Odor	5	Blue	125 psi	100°F	1" NPT	13 13/16"	7 1/4"	AP801-C	3BU27	4LW37



Plastic Filter Cartridge Housing

- **Max. pressure: 125 psi**
 - **Max. temp: 100°F**
 - **Requires 1 cartridge, sold separately**
- Suitable for small-diameter cartridges.



Description	Housing Material	Color	Size	H (in.)	Dia. (in.)	Mfr. Model	Item No.
Valve-in-Head	Acetal/Isoplast	Clear	3/4" FNPT	26	4 9/16	AP102T	1ZKK5



Stainless Steel Single-Cartridge Filter Housings

- **Max. pressure: 300 psi**
- **Max. housing temp.: 200°F**
- **316 stainless steel head**

Housings withstand unusually high pressures and are easy to install on incoming water lines. Quick cartridge replacement. Mounting bracket included. Housings only; cartridges sold separately.



Size	H (in.)	Dia. (in.)	Mfr. Model	Item No.
3/4" NPT Horizontal	12 1/2	4 5/2	SST1HA	6YJ19
1" NPT Horizontal	22 5/16	4 5/2	SST2HB	6YJ17



Replacement Filter Cartridges

- **Max. pressure: 125 psi except No. 1P754**
- Fit most filter housings. Flow rate doubles when filter is used in a 2-high sump.

Note: For proper operation, water must be microbiologically safe.

Rust and Sediment—Progressive porosity cartridges are rated for long life under extra-heavy dirt loading. Nonfiber-shredding construction withstands high pressure drops. Conform to all public health requirements for water purification. FDA CFR 21 compliant materials (except No. 2LMT7). No. 1P753 is WQA listed.

Chlorine Taste and Odor, Sediment—Radial flow design for Nos. 1ZKK2 and 1ZKK3 provides very low pressure drop. No. 1P754 is NSF Listed.

Media	Microns	Flow Rate (gpm)	Max. Temp. (°F)	L (in.)	Outside Dia. (in.)	Mfr. Model	Item No.	Pkg. Qty.
Rust and Sediment								
Melt Blown Polypropylene	5	8	170	9 3/4	2 5/8	AP110	1P753	2
Melt Blown Polypropylene	5	16	170	20	2 1/2	AP110-2C	2LMT7	1
Melt Blown Polypropylene	5	20	100	9 3/4	4 5/8	AP810	4LW37	1
Melt Blown Polypropylene	5	45	100	20	4 5/8	AP810-2	4RP83	1
Melt Blown Polypropylene	25	20	100	9 3/4	4 5/8	AP811	4RP82	1
Melt Blown Polypropylene	25	45	100	20	4 5/8	AP811-2	4RP84	1
Melt Blown Polypropylene	50	16	170	20	2 1/2	AP124-2C	2LMU1	1
Melt Blown Polypropylene	50	8	100	9 3/4	2 5/8	AP124	4LW36	2
Polypropylene Wound	50	20	100	9 3/4	4 5/8	AP814	4RP88	1
Polypropylene Wound	50	45	100	20	4 5/8	AP814-2	4RP89	1
Chlorine Taste and Odor, Sediment								
Granular Activated Carbon	5	3	100	9 3/4	3	AP117	1P754	2
Granular Activated Carbon	25	20.0	100	20	4 1/2	AP817-2	1ZKK2	1
Granular Activated Carbon	25	10.0	100	9 3/4	4 1/2	AP817	1ZKX3	1



Scale Inhibitor System

- **Max. pressure: 125 psi**
- **Max. temp. 100°F**

Inhibits hard water scale in water heater systems, boilers, and cooling towers. Crystal compound prevents scale buildup in small commercial water heaters. Great for tankless water heaters. Easy-to-install unit is not a softener and does not impart any taste or odor. USDA and FDA approved.

Description	Microns	Flow Rate (gpm)	Pipe Size	H (in.)	Outside Dia. (in.)	Mfr. Model	Item No.
Scale Inhibitor	—	10	3/4"	10 1/4	2 3/4	AP430SS	3P776
Replacement Cartridge for No. 3P776	—	10	—	8	2 3/4	AP431	3P777
Replacement Cartridge, Pkg. of 2	5	8	—	9 3/4	2 5/8	AP420	3P775



No. 6E740



Commercial Gas Water Heaters

- **Temperature range: 100° to 180°F**

Factory-installed T&P valves are AGA/ASME rated.

High Hot Water Recovery—Multiflue tank has both top and front-side inlet/outlet water connections. Multiple magnesium anode rods resist corrosion. Tanks feature spark-to-pilot ignition system, fiberglass insulation, and System Sentinel™ LED diagnostic system. No. 3CFJ2 is low NOx.

Low NOx—Feature a Power Assist enclosed burner design with stainless steel multiport burner tubes. Universal multiflue tank design with high limit temperature cutout.

Tank (gal.)	Input (Btu)	Draft Hood Size (in.)	Recovery @ 100°F Rise (gph)	Height/ Top of Vent Connec. (in.)	Jacket Dia. (in.)	Mfr. Model	Item No.
High Hot Water Recovery, Natural Gas, 3-yr. Tank, 1-yr. Manufacturer Parts Warranty							
91	199,900	6	194	76 ⁵ / ₁₆	26 ¹ / ₄	G91-200N	6E743
100	199,900	6	194	73 ¹ / ₁₆	30 ¹ / ₄	G100-200	5AU63
100	270,000	8	262	73 ⁷ / ₁₆	30 ¹ / ₄	G100-270A	6UT21
90	550,000	10	533	74 ¹ / ₂	30	GX90-550A	3CFJ2
90	715,000	10	693	74 ¹ / ₂	30	GX90-715A	3CFJ3
Liquid Propane (LP) Gas, 3-yr. Tank, 1-yr. Manufacturer Parts Warranty							
76	199,900	6	194	68 ¹³ / ₁₆	26 ¹ / ₄	G76-200	3CFJ7
91	199,900	6	194	76 ⁵ / ₁₆	26 ¹ / ₄	G91-200LP	6E740
Low NOx Natural Gas, 3-yr. Tank, 1-yr. Manufacturer Parts Warranty							
91	199,900	6	194	76 ⁵ / ₁₆	26 ¹ / ₄	GN91-200	3RA88
100	199,900	6	194	73 ¹ / ₁₆	30 ¹ / ₄	GN100-200	3CFJ5



No. 21R455



Gas Tankless Water Heaters

- **3/4" gas and water connections**
- **Energy Star® rated**

Have precise temperature control and self-diagnostic system that displays maintenance codes. Include Guardian OFW™ overheat film wrap, remote control, 10-ft. thermostat wire, and 120V power cord. Units have a 0.26 minimum gpm flow rate and 0.40 gpm minimum activation flow rate. Convert to a commercial unit (with temps. from 140° to 180°F) using conversion kits, sold separately. 5-yr. limited manufacturer's warranty on heat exchanger (commercial); 5-yr. on all other parts. Meet ANSI, NAECA, ASHRAE standard 90; CSA, NSF, and GAMA.

BTU Input	Ignition Type	H (in.)	W (in.)	D (in.)	GPM @ 45°F Rise	GPM @ 90°F Rise	NATURAL GAS		LIQUID PROPANE (LP)	
							Mfr. Model	Item No.	Mfr. Model	Item No.
11,000 - 157,000	Electronic	27 ¹ / ₂	18 ¹ / ₂	9 ³ / ₄	6.6	3.3	RTGH-84DVLN	21R456	—	—
11,000 - 180,000	Electronic	25 ⁵ / ₈	13 ⁷ / ₈	9 ⁷ / ₈	6.7	3.4	RTG-84DVLN	21R452	RTG-84DVLN	21R453
11,000 - 199,900	Electronic	25 ⁵ / ₈	13 ⁷ / ₈	9 ⁷ / ₈	7.4	3.7	RTG-95DVLN	21R454	RTG-95DVLN	21R455
11,000 - 199,900	Electronic	27 ¹ / ₂	18 ¹ / ₂	9 ³ / ₄	8.4	4.2	RTGH-95DVLN	21R457	—	—

No. 2VRE7



Condensing Gas Tankless Water Heaters

- **Temperature range: 100° to 180°F**

Highly efficient heaters provide up to 94% thermal efficiency with included modulating feature. Intelligent cascading for up to 24 units. 5-yr. manufacturer limited warranty on heat exchanger and parts. ASME and CSA certified. Nos. 2VRE7 and 2VRE8 are Energy Star® rated.

BTU Output	Ignition Type	H (in.)	W (in.)	D (in.)	GPM @ 45°F Rise	GPM @ 90°F Rise	NATURAL GAS		LIQUID PROPANE (LP)	
							Item No.	Mfr. Model	Item No.	Mfr. Model
199,000	Electronic	30 ¹ / ₂	17 ⁷ / ₈	11 ¹ / ₄	8.3	4.2	2VRE7	C1050ES NG	—	—
225,000	Electronic	30 ¹ / ₂	17 ⁷ / ₈	11 ¹ / ₄	9.4	4.7	6FZP4	C 1210 ESC NG	6FZW5	C 1210 ESC LP



Electric Tankless Water Heaters

On-demand heating helps save water, conserve energy, and reduce energy costs. These compact water heaters are designed to maintain a 99% efficiency rating. They require no venting, T&P valves, mixing valve, drain, or recirculating systems. Lead-free wetted surface construction. Thermostatic and Series Two heaters are for low-flow point-of-use and booster applications. AccuMix are designed for hand-washing, with mixing valve factory-set to 105°F and thermostatic temperature control to help prevent scalding and temperature spikes. Compatible with sensor, metering, and nonsensor faucets.

Series Two and Series Three heaters can be used for multivatory fixtures, showers, and commercial wash applications. Series Two is for applications up to 3 gpm. High-capacity Series 3 is for applications up to 4 gpm. All except AccuMix are approved for hot or cold water feed. Nos. 14U417 and 14U406 are designed for multivatory and sensor-operated faucets. All are UL and TUV Listed. Thermostatic, Series Two, and AccuMix are ADA compliant.



No. 14U404

Water Connec.	Watts	Voltage	Min. Flow Activation	Temp. Range	Temp. Rise (F) @ 0.5 gpm	Temp. Rise (F) @ 1.5 gpm	Temp. Rise (F) @ 2.5 gpm	Temp. Rise (F) @ 4.0 gpm	Mfr. Model	Item No.
Thermostatic										
1/2" Compression	4800	240VAC	0.45 gpm	100° to 140°F	64°F	22°F	—	—	EX48T	14U412
1/2" Compression	6000	277VAC	0.30 gpm	100° to 140°F	81°F	27°F	—	—	EX60T ML	14U417
1/2" Compression	6500	240VAC	0.65 gpm	100° to 140°F	89°F	30°F	—	—	EX65T	14U419
1/2" Compression 1/2" Compression	9500	240VAC	0.70 gpm	100° to 140°F	—	43°F	26°F	—	EX95T	6FAZ7
1/2" Compression 1/2" Compression	10,000	277VAC	0.70 gpm	100° to 140°F	—	46°F	27°F	—	EX100T	6FAZ8
Series Two										
3/4" MNPT	16,600	208VAC	0.75 gpm	100° to 140°F	—	75.5°F	45.3°F	28.3°F	EX1608TC	14U404
3/4" MNPT	19,000	240VAC	0.30 gpm	105° to 110°F	—	86.5°F	52°F	32.4°F	EX190TC ML	14U406
AccuMix										
3/8" Compression	4800	240VAC	0.30 gpm	105°F	64°F	21°F	—	—	MT005240T	6VEF2
3/8" Compression	9500	240VAC	0.30 gpm	105°F	129°F	43°F	—	—	MT010240T	6VEF3
3/8" Compression	10,000	277VAC	0.30 gpm	105°F	136°F	46°F	—	—	MT010277T	6VEF4
Series Three, 3-Phase										
1/2" Compression 1/2" Compression	24,000	208VAC	0.70 gpm	100° to 140°F	—	108°F	66°F	43°F	EX240T2T	6FCA2
1/2" Compression 1/2" Compression	32,000	480VAC	0.70 gpm	100° to 140°F	—	146°F	87°F	58°F	ED032480T2T	6FCA3



Electric Tankless Water Heaters

Heaters are 98% efficient and deliver hot water on-demand. Vandal-resistant aluminum housing. Include compression fittings and faucet controls. Nos. 10G720, 6DXT1, and 6DXT2 are designed to meet the needs of low-flow handwashing applications—No. 6DXT1 has a 46°F temp. rise at 0.30 gpm, No. 6DXT2 has a 78°F temp. rise at 0.30 gpm. No. 6DXT3 has a microprocessor that senses the incoming water temperature, then adjusts power for variations in flow rates and pressure to ensure a consistent temperature. All models meet ADA requirements; UL listed; IAPMO, HUD.



No. 6DXT1

Water Connec.	Watts	Voltage	Amps AC	Min. Flow Activation	Temp. Range	H (in.)	W (in.)	D (in.)	Temp. Rise @ 0.5 gpm	Temp. Rise @ 1.5 gpm	Mfr. Model	Item No.
3/8" Compression	1800	120VAC	15	0.35 gpm	80° to 120°F	6 1/4	9 3/4	2 3/4	24°F	—	SR-15L/120	10G720
3/8" Compression	2400	120VAC	20	0.40 gpm	90° to 120°F	6 1/4	10 1/8	2 3/4	33°F	12°F	SR-20L/120	6DXT1
3/8" Compression	3600	120VAC	30	0.40 gpm	90° to 120°F	6 1/4	10 1/8	2 3/4	49°F	17°F	SR-30L/120	6DXT2
3/8" Compression	5540	277VAC	20	0.40 gpm	104°F	6 1/4	9 3/4	2 3/4	75°F	25°F	M-20L/277_104F	6DXT3

BOSCH Electric Tankless Water Heaters

Mount under sinks in any direction. Lead-free construction. 12 1/4" L x 3" W x 6 1/2" H. Meet National Appliance Energy Conservation Act. UL and C-UL Listed.

Note: Temp. and volume of water are dependent on the kilowatt rating of heater. The higher the kilowatt rating, the greater the volume of hot water. Max. outlet temp.: 135°F. These heaters are not designed to be used as boosters or preheaters. Install without a temp./pressure relief valve (refer to local codes) close to the faucet or tap to eliminate long pipe runs.



No. 4JY91

Water Connec.	Watts	Voltage	Amps AC	Min. Flow Activation	Temp. Range	H (in.)	W (in.)	D (in.)	Temp. Rise (°F) @ 0.5 gpm*	Temp. Rise (°F) @ 1.5 gpm*	Temp. Rise (°F) @ 2.5 gpm*	Temp. Rise (°F) @ 4.0 gpm*	Mfr. Model	Item No.
1/2" NPT	3400	110/120VAC	29	0.50 gpm	135°F	6.50	12 3/4	3.0	46°F	—	9°F	6°F	US3	4JY93 †
1/2" NPT	9500	208/240VAC	40	0.75 gpm	135°F	6.50	12 3/4	3.0	—	43°F	26°F	16°F	US9	4JY91
1/2" NPT	12,000	240VAC	50	0.60 gpm	135°F	6.50	12 3/4	3.0	—	55°F	33°F	20°F	US12	2KJH5

* °F at gpm. Gallons per minute/minimum water pressure 15 psi/maximum water pressure 150 psi. † Recommended where ground water temperatures exceed 60°F and flow rates are less than 1 gpm.



Electric Mini-Tank Water Heaters

Simply plug into a standard wall outlet and set thermostat control: 65° to 140°F. All have factory-installed T&P valve, glass-lined tank with titanium inside, stainless steel heating element, and 3-ft. grounded cord. 120V. UL Listed and CSA Certified.



No. 4JY89

Tank (gal.)	Water Connec. (in.)	Watts	Voltage	Amps AC	H (in.)	W (in.)	D (in.)	Includes	Brand	Mfr. Model	Item No.
Mini-Tank											
1.5	1/2	1440	120	12	15	10	10	T&P Valve	Eemax	EMT1	14U450
Point-of-Use, Mini Tank; Ariston											
7.0	3/4	1440	120	12.5	17 1/2	17 1/2	14 1/2	Factory Installed T&P Valves	Bosch	ES8	5AE45
2.5	1/2	1440	120	12.5	13 3/4	13 3/4	10 3/4	Factory Installed T&P Valves, 30" 16/3 Cord, 6 yr. Limited Warr.	Bosch	ES2.5	4JY89
304 Stainless Steel Sinks with Faucet Ledge											
4.0	1/2	1440	120	12.5	13 3/4	13 3/4	13 1/2	Factory Installed T&P Valves, 30" 16/3 Cord	Bosch	ES4	4JY90



No. 5CZG0



No. 4P023



High-Temperature Submersible Pumps

- 15-ft. power cord
- Continuous duty based on motor NEMA standards
- For high-temperature check valves, see Grainger.com®

Use in boiler blow-down pits, plant washdown sump pits, public utility underground transformer vaults, and industrial cleaning sump pits. No. 5CZG0 is rated for intermittent temperatures up to 200°F, regular contact up to 180°. No. 4P023 is rated for constant 200°F. Viton® gaskets. 3-ft. flexible conduit to remove the switch assembly from the high-temperature operating level.

Note: Basin material must be designed for the elevated temperatures anticipated.

HP	H (in.)	Dia. (in.)	Switch Type	Material of Construction*			Voltage	Amps	Cord Length (ft.)	Discharge NPT (in.)	Max. Dia. Solids (in.)	Max. Temp. (°F)	GPM of Water @ Total ft. of Head**				Max. Head (ft.)	Mfr. Model	Item No.	
				Base	Housing	Impeller							Shaft Seal	5	10	15				20
3/10	10 1/16	10 3/32	Tether	CI	CI	CI	CRB/Ni-Resist	115	9.7	15	1 1/2	1/2	180	39	31	17	—	18	BN2057	5CZG0
1/2	13 1/2	11	Mechanical	CI	CI	CI	Viton®	115	9.4	15	1 1/2	1/2	200	66	56	41	23	21	M3098	4P023

* CI = cast-iron, CMC = ceramic, CRB = carbon, SS = stainless steel. ** Pump performance based upon room temperature; as temperature increases, performance will vary.

Replacement parts are available; call 1-800-GRAINGER (472-4643) or see Grainger.com®.



No. 4CRE4



High-Temperature Submersible Pumps

- Continuous duty based on motor NEMA standards
- For high-temperature check valves, see Grainger.com®

Durable pumps handle hot liquids in tough conditions like boiler blow-down pits, plant washdown sump pits, public utility underground transformer vaults, and industrial cleaning sump pits. Built-to-last with a 2-vane impeller, a PSC motor with upper and lower oil-lubricated ball bearings, and Type 21 inboard mechanical seal. Include 15 ft. of nylon rope for easy installation.

Note: Basin material must be designed for the elevated temperatures anticipated.

HP	H (in.)	Dia. (in.)	Switch Type	Material of Construction*			Voltage	Amps	Cord Length (ft.)	Discharge NPT (in.)	Max. Dia. Solids (in.)	Max. Temp. (°F)	GPM of Water @ Total ft. of Head**				Max. Head (ft.)	Item No.	
				Base	Housing	Impeller							Shaft Seal	5	10	15			20
3/10	15 1/2	10 7/8	None	CI	CI	CI	SiC/Viton®	115	9.5	15	2	2	200	75	60	40	—	18	4CRE4
1/2	15 1/2	10 7/8	None	CI	CI	CI	SiC/Viton®	115	10.5	15	2	2	200	110	100	80	33	24	4CRE5

* CI = cast-iron, SiC = silicon carbide. ** Pump performance based upon room temperature; as temperature increases, performance will vary.



Electronic Water Detector

Sounds loud alarm when in direct contact with water, alerting user to leaks and flooding. Features automatic operation and low-battery warning. Floats. Splash- and water-resistant but not waterproof. Made of molded, impact-resistant plastic.

Description	Item No.
Electronic Water Detector	1TJT7

Small Part Big Problem!



You job just got easier. Whether it's routine maintenance or an emergency repair, the Repair Parts Center has the parts you need to get back on the job.

> Get started today at grainger.com/repairparts





RIDGID

Plumbing Specialty Hand Tools

Telescoping Basin Wrench—Elongated shank reaches nuts under the faucet. Spring-loaded jaws. 1-handed ratcheting. Tension plug holds head in any position up to a 90° angle.

Internal Pipe Wrench—For removing broken threaded pipe ends, pipe plugs, and fittings. Hex body for use with wrench.

Pipe Extractor Set—Hold on to and turn pipe from the inside, whether pipe is broken or not. Remove broken threaded ends of pipe, pipe plugs, and fittings. 6-pc. set in sizes from 1/8" to 1". Each is plainly marked showing the drill size used when solid ends of plugs and fittings must be drilled to receive the extractor.

Item	Construction	Overall Length (in.)	Mfr. Model	Item No.
Telescoping Basin Wrench	Spring Loaded Forged Steel Jaw	10 to 17	31175	4A503
Internal Pipe Wrench	Steel With Sliding T Handle and Knurled Jaws	4½	31405	1VUV1
Pipe Extractor Set	Steel	—	35685	1VUV3



RIDGID

Toilet Augers

1/2" compression-wrapped cable-within-a-cable resists kinking and negotiates water-conserving closets. Large, slip-resistant, ergonomically designed handles. Cable snap-connects to handle for easy storage. Plated and clear-coated guide tube with vinyl bowl protector.

Description	Mfr. Model	Item No.
3-ft. Closet Auger	59787	4CX10
6-ft. Telescoping Closet Auger	59797	4CX11
	46683	31XN16

RIDGID

Hand Spinners

Complete with 25-ft. hollow core cable with bulb auger to clean drain lines up to 1½".

K26—Heavy-duty unit has slip-resistant collet chuck that securely clasps and unclasps cable. Molded plastic drum.

Powerspin—Automatically advances and retrieves cable with AutoFeed. Operates by hand or attaches to any variable-speed drill (not included). Polyethylene drum is dent- and rustproof.

Description	Mfr. Model	Item No.
K26	59812	4CX13
Power-Spin®	41408	34F823



WESTWARD

Strap Wrench 2-Pc. Set

I-beam handle for tight grip on polished pipe. Polycarbonate strap.

Pipe Cap.	Handle Length	Item No.
3½ and 10"	5¾ and 7¾"	5PV89

RIDGID

Offset Hex Pipe Wrench

Features floating hook jaw, nonstick adjustment nut, and replaceable hook and heel jaws. Cast iron handle; forged steel jaws.

Overall Length	Jaw Capacity	Item No.
9½"	1½ To 2½"	4A504



Cordless Tubing Cutter

Cuts 3/8" to 1" I.D. copper tubing, wet or dry. Automatically sizes and locks as the head spins around the pipe. LED light illuminates the sight window. 12V lithium ion battery, with gauge displaying the remaining run time. Includes 2 batteries, charger, and case.

Voltage	Cutting Capacity OD	Battery Incl.	Battery Capacity	Mfr. Model	Item No.
12.0	½" to 1½"	Yes	1.5Ah	2471-21	2PYX8

RIDGID

IMPERIAL




Tube Cutters

Tube cutter replacement wheels are available on Grainger.com®.

Screw Feed and Enclosed Screw Feed—Enclosed feed screw cutter for thin-wall conduit has grooved rolls for close-to-flare cuts, fold-away reamer, and spare cutter wheel in handle.

Midget—Use in restricted spaces on small-dia. hard and soft copper, aluminum, brass, and plastic. No. 3KE44 Big Imp® large-capacity tool needs only 2¼" swing radius with 1½" tube. Includes spare cutting wheel and twin rollers with flare cutoff groove. No. 1ATH7 has spare cutter wheel.

Description	Cutting Cap. OD (in.)	Overall Length (in.)	Brand	Mfr. Model	Item No.
Screw Feed and Enclosed Screw Feed					
Screw Feed Tubing Cutter	½ to 1	6	Ridgid	32910	4CW54
Quick Acting, Enclosed Feed Screw	½ to 1½	4¾	Ridgid	31622	1ATH8
Midget					
Big-Imp®	¾ to 1½	21½	Imperial Supplies	174-F	3KE44
Midget, Feed Screw	¼ to 1½	3½	Ridgid	40617	1ATH7
Midget, Feed Screw	¾ to 1½	2¾	Ridgid	32985	4A513



Stainless Steel Braided Connectors

- Max. pressure: 125 psi
- Max. temp. range: 40° to 140°F

Feature triple-reinforced PVC inner core for flexibility and corrosion-resistant stainless steel braided housing. Connectors install without cutting, and need no tools, washers, rings, inserts, or sleeves. With brass nuts. Can be used for hot and cold potable water. IAPMO and NSF61 Listed.

Application	Inlet Size (in.)	Inlet Type*	Outlet (in.)	Outlet Type*	LENGTH (IN.)				
					6 Item No.	9 Item No.	12 Item No.	16 Item No.	20 Item No.
Toilet	1/2	Comp	7/8	Ballcock	11K766	11K763	11K764	—	—
Toilet	3/8	Comp	7/8	Ballcock	—	11K767	11K765	—	—
Faucet	1/2	Comp	1/2	FIP	—	—	11K755	—	11K756
Faucet	3/8	Comp	1/2	FIP	—	—	11K757	11K758	11K759
Faucet	3/8	Comp	3/8	Comp	—	—	11K760	—	11K761
Faucet	1/2	FIP	1/2	FIP	—	—	—	—	11K762

* Comp = compression fitting.



Faucet Valve Control Module

For use with AutoFaucet® with Surround Sensor Technology lavatory faucets.

Finish	Material of Construc.	Item No.
Grey and Black Plastic	Brass And Plastic	4FRP7



Faucet Repair Parts

Description	Mfr. Model	Item No.
Ceramic Disk Cartridge for Heritage	028610-0070A	2CYX4
Ceramic Disk Cartridge for Monterrey 5500/6500/7500 Lavatory	951764-0070A	2CYV2
Ceramic Disk Cartridge for Seva Nos. 4THP5 and 4THP6	023529-0070A	2CYX3
Aquaseal Cartridge, Left Hand	072992-0170A	5UTK3
Pressure Balancing Unit for Nos. 2TGW5 and 2TGW7	M952100-0070A	2ZHN4
4" Cast Brass Escutcheon Plate, Chrome	605P400.002	1FYB6



Faucet Repair Parts

Description	Mfr. Model	Item No.
MVP™ Metering with Inline Filter	671-XJKABNF	2EU68
MVP™ Actuator Assembly and Metering Valve Cartridge	667-080KJKABNF	2HXY2
Quaturn™ Repair Kit	1277-DAB	2FPL5
Vacuum Breaker Repair Kit	892-302KJKABNF	6HKW7



Faucet Repair Parts

Description	Mfr. Model	Item No.
For 1 Handle Faucets	1225	2P318
1 1/4" Chrome Grid Strainer Waste	14750	4ZD99
Single Lever Handle Mechanism Kit for Lavatory Faucet, Villeta	102568	1WXL6
1 5/8"-27 Male, 2.2 gpm	3919	6WA64



Faucet Repair Parts

Description	Mfr. Model	Item No.
Short Stem Ceramic Cartridge, Cold	59517005	4JPA3
Short Stem Ceramic Cartridge, Hot	59517006	4JPA4
Long Stem Ceramic Cartridge, Cold	59517007	4JPA5
Long Stem Ceramic Cartridge, Hot	59517008	4JPA6
Slow Close Metering Cartridge	G61754	4JPC1



Faucet Repair Parts

Description	Mfr. Model	Item No.
For Lavatory or Kitchen	RP1740	1NNX9
Faucet Ball Assembly	RP70	1NNX6
For Lavatory or Kitchen	RP25513	1NNY8
For Single Handle Tub/Shower	RP19804	1NNY3
Single Handle Repair Kit	RP63138	1NNY9



Faucet Repair Parts

Description	Mfr. Model	Item No.
Vacuum Breaker Repair Kit	RPG05-0520	3HER7
Repair Kit, Includes Handle Only	RPG04-0296-PC	5NPT8
Repair Kit, Includes Spindle, O-ring (2), Washer (2)	RPG03-0259-RCP	5NPT7
Repair Kit, Includes Handle Insert, Set Screw	RPG05-0523	5NPT9



Faucet Repair Parts

Description	Mfr. Model	Item No.
Hot Water Lavatory Cartridge	GP77005-RP	5PYV0
Cold Water Lavatory Cartridge	GP77006-RP	5PYV1
Single Lever Cartridge	GP77548	5PYV4
Pressure Balance Valve Kit	GP76851	5PYV9
Mixing Valve Cap Kit	GP77759	5PYW0
Mixing Valve Cap Kit	GP77886	5PYV6



Faucet Repair Parts

Description	Mfr. Model	Item No.
Faucet Cartridge, Cold	66L	4XKN3
Faucet Cartridge, Hot	64L	4XKN2
Eterna Spindle Assembly, Cold	2713-40	4KRC7
Eterna Spindle Assembly, Hot	2714-40	4KRC8
Spindle Insert, Right Hand	000811-25	4XKN6
Spindle Insert, Left Hand	000812-25	4XKN7



Milwaukee

Inspection Camera with Digital Cable

Records photos and videos onto 4GB SD card. Features color LCD, image rotation, 4X zoom, and internal mic for recording comments. Camera can download files to a computer with included USB cable. 30-ft. wireless transmission.



Includes	Shaft Dia.	Monitor Size	Item No.
Spector Console, 3 ft. Inspection Camera, Battery Pack, Charger, 4 GB SD Card, Micro USB Cable, Manual, Carrying Case	0.49"	3.5"	40KJ37



GA GRAINGER APPROVED

Faucet Aerators

- OEM quality
- Chrome-plated finish
- NSF 61 Listed

WaterSense® products use up to 30% less water than regular aerators, while offering the same performance. Aerator inserts allow the user to change flow rate or stream type without replacing the entire aerator.

To select the proper aerator for your application:

1. Identify the size of your aerator: quarter-size (choose regular) or nickel-size (choose small)
2. Identify thread size and type (male or female)
3. Select flow rate and stream type

Flow Rate (gpm)	Stream	Standards	Item No.
Aerators			
Regular Male Thread 1/8"-27			
0.5 PCA	Spray	NSF61, AB1953	4XGF2
1.0 PCA	Aerated	WaterSense, NSF61, AB1953	4XGF3
1.5	Aerated	WaterSense, NSF61, AB1953	4XGF4
2.2	Aerated	NSF61, AB1953	4XGF6
Regular Female Thread 5/8"-27			
0.5 PCA	Spray	NSF61, AB1953	4XGF7
1.0 PCA	Aerated	WaterSense, NSF61, AB1953	4XGF8
1.5	Aerated	WaterSense, NSF61, AB1953	4XGF9
2.2	Aerated	NSF61, AB1953	4XGG2
Regular Dual Thread 1/8" and 5/8"-27			
0.5 PCA	Spray	NSF61, AB1953	4XGG3
1.0 PCA	Aerated	WaterSense, NSF61, AB1953	4XGG4
1.5	Aerated	WaterSense, NSF61, AB1953	4XGG5
2.2	Aerated	NSF61, AB1953	4XGG7
Small Male Thread 1/8"-27			
1.5 PCA	Aerated	WaterSense, NSF61, AB1953	4XGG8
2.2	Aerated	NSF61, AB1953	4XGG9
Aerator Inserts			
Regular Insert w/Washer			
0.5 PCA	Spray	NSF61, AB1953	4XGL2
1.0 PCA	Aerated	WaterSense, NSF61, AB1953	4XGL3
1.5	Aerated	WaterSense, NSF61, AB1953	4XGL4
2.2	Aerated	NSF61, AB1953	4XGL6
Aerator Bulk Quantities			
Regular Dual Thread 1/8" and 5/8"-27 (Tube of 6)			
0.5	Spray	NSF61, AB1953	4XGL9
1.0	Aerated	WaterSense, NSF61, AB1953	4XGN1
1.5	Aerated	WaterSense, NSF61, AB1953	4XGN2
2.2	Aerated	NSF61, AB1953	4XGN4



Faucet Repair Parts

Description	Mfr. Model	Item No.
Assorted Faucet O-Ring Kit, Nitrile Rubber, 240-pc.	540-0201	3FLY6
Plumbing Repair Kit w/Assorted Washers, Screws, and O-Rings	17-7458	3FLY7
Assorted Faucet Washer Kit, Flat Rubber, 200-pc.	540-5004	3FLY8



GA GRAINGER APPROVED



Plungers

Fit most toilets.

Description	Brand	Item No.
4" Force Cup w/8" Handle	GA	1RLV7
6" Forced Cup w/21" Handle	GA	1RLV8
E-Z Bellows Plunger	GA	5TF30
Plunger and Holder with Self-Open and Close Door	Korky	2XLD4
Barrel Lock Plunger Key	Jonard Tools	22KY29
Drain Clearing Gun	DiversiTech	1GDL7
CO2 Cartridge for Drain Clearing Gun	DiversiTech	1GDL8


No. 23V751



Tub/Shower Repair Kits

Kits come with tools and materials needed to make permanent repairs to cracks in tub and shower floors. Repairs can be completed in just 1 hr. and fixtures can be used again in 24 hr. All include adhesive, spreader, gloves, and instructions.

Type	Pkg. Qty.	BONE Item No.	WHITE Item No.
16" W X 36" L	1	23V755	23V751
16" W X 36" L	6	23V756	23V752
16" W X 40" L	1	23V757	23V753
16" W X 40" L	6	23V758	23V754



SuperiorTool®

Plumbing Specialty Tools

4-in-1 Brush No. 1LNx4 cleans 1/2" and 3/4" tubing and fittings prior to soldering. Drainstick™ No. 1LNy2 can be used to open clogged drains. Flexible with an angled head for tight bends in pipes. 4-Way Water Key No. 1WJT1 is for use on 1/4", 3/32", 5/16", and 11/32" square stems. SinkDrain™ Wrench No. 1LNx6 can be used to remove and install pipe drains, tab nuts, and basket strainers. Has 3/8" socket drive connection for hard-to-reach places. Tub Drain Wrench No. 1LNy7 can be used to install and remove bathtub drains with or without cross bars. Both ends of tool can be used with 3/8" or 1/2" ratchet.

Description	Item No.	Description	Item No.
Brush		Keys	
4-in-1 Fitting/Tube Cleaning Brush	1LNx4	4-Way Water Key	1WJT1
Faucet and Shower Tools		Wrenches	
DrainStick™	1LNy2	SinkDrain™ Wrench	1LNx6
		Tub Drain Wrench	1LNy7



No. 38R066



Bathtub Drains

Bathtub drains allow water to flow out of the tub, into the p-trap, and then eventually to the sewer.

Description	Drain Material	L (in.)	Pipe Dia. (in.)	Connection	Brand	Item No.
Bathtub Drains						
Waste & 2-Hole Overflow Half Kit, w/ Push & Lift Stopper	Sched 40 PVC	—	1 1/2	Solvent Weld	Ab&A	38R066*
Waste & 1-Hole Overflow Kit	Sched 40 PVC	—	1 1/2	Solvent Weld	Ab&A	38R064*
Foot Actuated Tub Closure	Chrome-Plated Brass	1.25	—	13/16-16 Fine Thread	Watco	6AVL0
Push Pull® Tub Closure	Chrome-Plated Brass	1	—	13/16-16 Fine Thread	Watco	6AVL1
Faucet Covers and Drain Plunger						
Replacement Plunger	—	—	1 1/4	—	GA	1PPH8

Grid material: * = Stainless steel.



Manual Flushometer Repair Parts and Kits

Description	Mfr. Model	Item No.
Inside Cover		
Inside Cover	A71	2XU12
Diaphragm Kit, 1.6 GPF, Toilet, Regal	A41A	4LW51
Diaphragm Kit, 3.5 GPF, Toilet, Regal	A38A	5P213
Diaphragm Kit, 4.5 GPF, Toilet, Regal	A36A	5P211
Diaphragm Kit, 1.0 GPF, Urinal, Regal	A42A	4LW52
Diaphragm Kit, 1.5 GPF, Urinal, Regal	A37A	5P212
Handles		
Handle Repair Kit	B50A	5E545
Handle Kit, ADA	B73A	5E544
Vacuum Breakers		
Vacuum Breaker Repair Kit, Regal	V551A	5E546
Vacuum Breaker Repair Kit, Royal	V651A	2XU35
Spud Coupling Assembly, 1 1/2"	F5AT	2XU28
Tailpiece/Stop Repair		
O-Ring, Pkg. of 24	H553A	2XU34
Control Stop Kit, 1"	H541ASD	2XU31



Automatic Flushometer Repair Parts

Description	For Use With	Mfr. Model	Item No.
Flex Tube Diaphragm Kit, Toilet, Green/White	G2, ECOS, Solis, Optima Plus	EBV1020A	4FB36
Flex Tube Diaphragm Kit, Urinal, Black/Green	G2, ECOS, Solis, Optima Plus	EBV1022A	4FB37
Solenoid Assembly, Toilets and Urinals	G2, ECOS, Solis	EBV136A	2XU20



WingIt
innovations
The Solutions Company

WallClaw
Anchors

Hollow Wall and Drywall Anchors

Master Anchors—Secure objects up to 300 lb. in drywall. #8 stainless steel screw supports most bathroom accessories. Also for guest room window dressings, heavy drapery rods, shelving, cabinets, pedestal sinks, dispensers, coat hooks, railings, and most wall-mount accessories with 1" base or larger. Work in the holes created by other anchors' failure. Objects can be easily repositioned without loss of anchor integrity. Each includes faceplate, tape, and wing.

Flatscreen TV and Partition Anchors—Secure objects up to 300 lb. in drywall. #10 stainless steel screw supports low-profile or tilting-mount flatscreen TVs, diaper changing tables, bathroom partitions, commercial products, and electrical panel boxes. Work in the holes created by other anchors' failure. Objects can be easily repositioned without loss of anchor integrity. Each includes faceplate, tape, and wing.

Note: Not recommended for full-motion TV mounts.

Grab Bar Fastening Systems—Watertight installation eliminates blocking, even over grout lines. In drywall with tile, No 6UTC8 is rated up to 600 lb. and No. 6UTC7 is rated up to 800 lb. Each includes stainless steel screws.

Meet ADA guidelines and commercial building codes. Installation into bare 1/2" drywall is not compliant with commercial building codes.

Drywall Anchors—Install with no drilling necessary. Easy to remove, leaving only a tiny slit of a hole. Include anchors and screws. Meet ASTM E488 standard.

Thread Size	Screw Length	Wall Thickness	Drill Size	Material	Item No.	Pkg. Qty.
WingIt Master Anchors						
8-32	3 1/2"	1 1/8"	3/4"	Fire-Retardant Structural Plastic	6UTC1	2
8-32	3 1/2"	1 1/8"	3/4"		6UEU5	6
8-32	3 1/2"	1 1/8"	3/4"		6UTC2	24
8-32	3 1/2"	1 1/8"	3/4"		6UTC3	100
WingIt Flatscreen TV and Partition Anchors						
10-32	3 1/2"	1 1/8"	3/4"	Fire-Retardant Structural Plastic	6UTC4	2
10-32	3 1/2"	1 1/8"	3/4"		6UEU6	6
10-32	3 1/2"	1 1/8"	3/4"		6UTC5	24
10-32	3 1/2"	1 1/8"	3/4"		6UTC6	100
WingIt Grab Bar Fastening System						
—	3 1/2"	1 1/8"	3/4"	Fire-Retardant Structural Plastic	6UTC8	2
—	4"	1 1/8"	1 1/4"	Stainless Steel	6UTC7	2
WallClaw Drywall Anchors						
—	1 1/4"	1/2 to 5/8"	—	Engineered Plastic	12F254	4
—	1 1/4"	1/2 to 5/8"	—		12F255	10
—	1 1/4"	1/2 to 5/8"	—		12F256	25
—	1 1/4"	1/2 to 5/8"	—		12F257	50
—	1 1/4"	1/2 to 5/8"	—		12F258	100

WingIt
innovations
The Solutions Company

Bath Accessory Anchors

Fastening system eliminates sagging and loosening on WingIts® curved shower rods and wall-mounted bath accessories. Installs quickly into any hollow wall substrate up to 1 1/4" thick. Pkg. includes 4 wing anchors, 4 stainless steel screws, 2 faceplates, and water-proof adhesive tape.

Screw Size	Drill Size	Material	Item No.	Pkg. Qty.
3"	3/4"	Fire-Retardant Structural Plastic	6UTD3	2



WingIt
innovations
The Solutions Company

Industrial Carbide Wall and Tile Drill Bits

Precision bits cut fast, clean holes in ceramic wall tile, wallboard, glass, steel, marble, and plaster and lathe. Designed for speedy installation of wall anchors sold separately on this page. Engineered for use with standard cordless drills. Self-tapping, nonwalking.

Drill Bit No. 6UTC9—For Shower Rod Anchors No. 6UTD3, Master Anchors Nos. 6UTC1 to 6UTC3, Flatscreen TV and Partition Anchors Nos. 6UTC4 to 6UTC6, and Grab Bar Fastener System No. 6UTC8.

Drill Bit No. 6UTD0—For Grab Bar Fastening System No. 6UTC7.

Drill Bit Sets—For Shower Rod Anchors No. 6UTD3, Master Anchors Nos. 6UTC1 to 6UTC3, Flatscreen TV and Partition Anchors Nos. 6UTC4 to 6UTC6, and Grab Bar Fastening Systems Nos. 6UTC8 and 6UTC7.

Fractional Size (in.)	Overall Length (in.)	Item No.
Wall and Tile Drill Bits		
3/4	4 1/4	6UTC9
1 1/4	4 3/4	6UTD0
Wall and Tile Drill Bits and Sets		
1/4, 3/4, 1 1/4	—	6UTD1
1/4, 1/2, 3/4, 1, 1 1/4	—	6UTD2



Fill Valves and Ballcocks

HydroClean™ valves can be calibrated to reduce water usage. No. 4NWC7 has a J-tube that eliminates debris and cleans the flapper with each flush; sounds an alarm when a leak is detected. Korky® WaterWi\$e™ valves Nos. 4KTF7 and 4KTF8 protect against slow flapper leaks and feature innovative self-shutoff capability for flapper hang-ups.

Description	Brand	Mfr. Model	Item No.
Fill Valves			
Fill Valve	Fluidmaster	400A	1APG7
Ultraquiet Operation	Fluidmaster	Pro 45	1APJ1
Fill valve	Danco	HC550	4NWC5
Fill Valve w/Cleaning Tube	Danco	HC660	4NWC7
WaterWi\$e™ Leak Detecting Fill Valve	Korky	528Z	4KTF7
Fill Valves and Flapper Kits			
WaterWi\$e™ Leak Detecting Fill Valve and Flapper	Korky	818Z	4KTF8
Fill Valve w/Adjustable Flapper	Fluidmaster	Pro 45C	1APJ2



Toilet Repair Kit


Contains fill valve, flush valve, bowl gasket, bolts, and tank lever.

Description	Std.	Item No.
Toilet Repair Kit (Fill Valve, Flush Valve, Bowl Gasket, Bolts, Tank Lever)	IAPMO, ASSE, and CSA	1APJ3



Toilet Tank Levers

Description	Brand	Item No.
Tank Lever, Plastic/Chrome	Fluidmaster	1APP6
Tank Lever, Chrome, Euro Style	Fluidmaster	1APJ9
Tank Lever, Chrome, ADA	American Standard	4THK4
Bolt Set, Brass (2 Each 5/16 x 2 1/4" EZ Snap Bolts, Nuts, and Washers)	GA	22UR79



Flappers and Flush Valves

No. 4NWC9 converts any toilet into a dual-flush toilet without removing the tank.

Description	Brand	Mfr. Model	Item No.
Standard-Fit Flappers			
Blended Vinyl, Red, Most Toilets	Fluidmaster	Pro 54	1APJ5
Rubber, Black, Most Toilets	Korky	54BP	2XLC8
Universal, Red Chlorine Resistant Rubber	Korky	2001X	2XLC9
Flush Valves and Flush Valve Kits			
Dual Flush Converter Kit	Danco	HYR270	4NWC9
Specific-Fit Flappers			
Fits Kohler® Flush Ball Flapper, Chlorine Resistant Rubber	Korky	58BP	6KVY0
Fits Kohler® Float Flapper, Chlorine Resistant Rubber	Korky	2010BP	6KVY1
Fits Kohler® Hinge Flapper, Chlorine Resistant Rubber	Korky	2011BP	6KVY2
Fits Kohler® Shark Fin Flapper, Chlorine Resistant Rubber	Korky	2012BP	6KVY3



Toilet and Urinal Wax Rings, Gaskets, Flange, and Spuds

Description	Brand	Item No.
Wax Rings and Gaskets		
No. 3 w/Polyethylene Flange and Bolt Set	GA	22UR77
No. 5 Reinforced Wax Gasket, Wall or Floor Mount Bowls	GA	22UR70
No. 6 Reinforced Urinal Gasket	GA	22UR69
No. 10 w/Polyethylene Flange, Extra Thick	GA	22UR76
Conical Sponge Washer for Urinals	American Standard	3KTE1
Spuds		
Super Ring Closet Flange, Heat Treated Steel	Superior Tool	1TKC3
Brass and Rubber Urinal Spud, 1 1/4 x 3/4"	GA	5LX20



No. 6KZ22



Copper Tubing and Fittings

- **Temp. range: 32° to 400°F**
- **Rated internal working pressure up to 100°F**

Thick-walled Type L pipe can be used for both inside and outside applications. Meets ASTM B88 standards; meets or exceeds building codes in all 50 states.

Note: Prices subject to change without notice. Contact local branch for current pricing.

Item	Tube Size	Outside Dia.	Wall Thickness	Max. Pressure	Item No.
Mueller Industries					
Type L Copper Tubing	3/8"	1/2"	0.035"	779 psi	3P666
Type L Copper Tubing	1"	1 1/8"	0.050"	494 psi	6KZ22
Nibco					
Elbow, 90°, Close Rough	1"	1 1/8"	—	494 psi @ 100°F	5P066
Adapter	1"	1 1/8"	—	494 psi @ 100°F	5P019



No. 5P066



No. 5P019



90° High Ear Elbow

- **Max. pressure: 577 psi**
- **Temp. range: -20° to 250°F**

Lead-free cast DZR brass construction. Female solder cup connection. Certified for use in potable water applications in CA and VT.



Copper Tube Size	Item No.
1/2"	5GEW3



90° Stainless Steel Elbow

Allows easy assembly and disassembly of process lines and equipment. Constructed of T304 stainless steel material. Has a 180 grit I.D./150 grit O.D. surface finish.



Tube Size	Item No.
1 1/2"	11D013



Low-Lead PEX Crimp Fittings

- **Max. pressure: 80 psi**
- **Temp. range: 33° to 200°F**

Easily install without flame, flux, or solder. Require no bonding agents, glue, or solvents. Fittings resist corrosion, mineral buildup, rust, and freeze damage. Suitable for new or retrofit construction and for hot or cold water distribution. Certified for use in potable water applications in CA, MD, and VT. Meet ASTM F877, F1807; CSA B137.5; NSF 1, 4, and 61.



No. 10A573



No. 10A582

PEX Size	Z CLAMP RING, CRIMP	ADAPTER, BARB MALE
	Item No.	Item No.
1/2"	10A573	10A582



No. 5P552



No. 5P656



No. 4TXF1



Black Pipe Fittings

For low-pressure plumbing applications including air, water, oil, natural gas, and steam. Additional sizes and fittings are available on Grainger.com®.

Black Malleable Iron Coupling—Class 150—Interchangeable with black cast-iron or steel. NPT connection. ANSI B1.20.1.

- **Max. pressure: 300 psi WOG at 150°F; 150 psi saturated steam**

Black Welded Steel Nipple—Interchangeable with black cast iron or steel. Class 150, ASTM-A-53 Type E or F, ASTM A-733, WWN 351.

- **Max. pressure: 300 psi WOG at 150°F; 150 psi saturated steam**

Black Steel Forged Threaded Flange—Class 150—For use with standard wall (Schedule 40) pipes and nipples; no welding is required. 2 flanges bolted together with a gasket form a tight seal that still allows easy access to the piping system. ANSI B 16.5, ASTM A105, and MSS SP-25.

- **Max. pressure: 150 psi WOG at 72°F; 150 psi saturated steam**

Description	Pipe Size	Item No.
Black Malleable Iron Coupling	1/2"	5P552
Black Welded Steel Nipple	1/2"	5P656
Black Steel Threaded Flange	1/2"	4TXF1



PEX Tubing

- **Max. pressure: 100 psi**
- **Temp. range: 33° to 180°F**

Offers high burst pressure ratings and tensile strength. Chlorine resistant. Suitable for hot and cold water distribution. Meets ASTM F876 and F877 standards.



PEX Size	Inside Dia.	Outside Dia.	L	Mfr. Model	Item No.
1/2"	0.0475"	0.625"	100'	Q3PC100X	10A645



No. 1RPZ7



No. 5UMH2

Copper and Bronze Press Fittings

- **Max. pressure: 200 psi; tested to 600 psi**
- **Temp. range: 0° to 250°F**

Smart Connect® system offers a quick, flameless, environmentally friendly way to join standard K, L, or M copper tubing, as well as to identify unpressed fittings. No flux, solder, or gas required. Use with copper press tools, sold separately on Grainger.com®. UL and CSA Certified; meet IAPMO, ANSI/NSF-61 Standards.

Description	Tube Size	Item No.
Female Press (P x P x P x C)		
Tee*	3/4"	1RPZ7
Female Press x FNPT (C x F), Low Lead		
90° Elbow	1/2"	5UMH2



No. 19F854



No. 19F859

Instant Push-Fit Brass Fittings

- Max. pressure: 200 psi
- Max. temp.: 200°F

Corrosion-resistant DZR brass fittings easily connect copper, CPVC, and PEX in any combination without the use of glue, soldering, or unions. EPDM gasket material. Certified for use in potable water applications. Meet ANSI, ASSE 1061, CUPC, IAPMO, IPC, and UPC standards. NSF 61 Listed. All except No. 19F862 meet IGC 158.



No. 19F862

Description	Tube Size	Item No.
Elbow, 90°	1/2"	19F854
Elbow, 90°	3/4"	19F855
Male Adapter	1/2"	19F859
Ball Valve	1/2"	19F862
Coupling	1/2"	19F852
Coupling	3/4"	19F853
Coupling	1"	19F863

Ball Valve—2-pc. full-port valve features a chrome-plated ball, PTFE seats, and EPDM O-ring seal. For use with copper, CTS CPVC, and PEX tubing. Meets IGC 157.



Stainless Steel Ball Valve

316 stainless steel construction with PTFE seats. Blowoutproof stem with pad lockable handle. Ball Valve Clamp allows unrestricted flow through valve and can be serviced without complete removal from line.

Surface Finish	Tube Size	Overall Length	Item No.
20 RA I.D.	2"	6 5/8"	11A425



No. 6KK49

FNPT Bronze and Brass Ball Valves, Standard-Port

- Max. pressure: 600 psi WOG; 150 psig saturated steam
- Temp. range for bronze valves: -20° to 450°F
- Temp. range for brass valves: 0° to 400°F

2-pc. valves have RPTFE seats, chromium-plated ball, zinc-plated steel handle, blowoutproof nonrising stem, adjustable packing gland, and PTFE seals. Vacuum service to 29" Hg. For use in steam, water, oil, and gas systems in commercial applications. Meet MSS SP-110.

Note: For ball valves that meet low-lead certifications, go to Grainger.com® and search for "lead-free bronze ball valves."

Pipe Size	Mfr. Model	Item No.	Pipe Size	Mfr. Model	Item No.
Bronze			Brass		
1/2"	7010301	6KK49	1/2"	94A10301	1CKD1
3/4"	7010401	6KK50	3/4"	94A10401	1CKD2



No. 4TJF2



No. 22FL02



PVC Ball Valve, Tee, and Pipe

- Max. pressure for ball valves: 235 psi
- Temp. range for ball valves: 32° to 190°F
- Max. pressure for tee and pipe: 360 psi
- Max. temp. for tee and pipes: 140°F

Full-port valves have lever handles, with blowout-proof stems and PTFE seats. Socket/threaded connection with Viton® seal. True union design allows easy removal from system without breaking down piping connections. Slip tee and pipe are intended for lower pressure, cold water applications. White color. NSF Listed and meet ASTM standards.

Pipe Size	HAYWARD Viton Seals Item No.	LASCO Tee* (Slip x Slip) Item No.	HARVEL Pipe 10-ft. Length Item No.
1/2"	4TJF2	22FL02 †	5AFJ2
3/4"	4TJF3	—	—

* Tees read: run x run x outlet. † Low lead.



No. 29JA68



Hot Water Distribution Systems

All models are ideal for industrial and commercial applications.

TM Series (No. 29JA78)—Single valve is highly responsive to temp. changes. Bi-metal thermostat.

XL Series—Single valve for high and low water flows. Copper encapsulated thermostat.

LV Series—Single valve master mixing valve. Copper encapsulated thermostat.

TM Hi-Lo System Series (Nos. 29JA79 to 29JA84)—2 valve system for low and high water demands. Bi-metal thermostat.

Outlet Type	Inlet Size	Flow Rate	Temp. Range	Mfr. Model	Item No.
Sweat	3/4"	2.5 to 43 gpm	92° to 140°F	LV-981A-LF-RF	40PR85
		15 gpm	60° to 200°F	TM-26-LF-RF	29JA78
	2"	135 gpm	90° to 135°F	XL-200-SW-LF	29JA71
		139 gpm		LV-985-SW-LF-RF	29JA76
NPT	3/4"	22 gpm	90° to 140°F	XL-32-LF-RF	29JA68
		30 gpm	60° to 200°F	TM-420B-LF-DT-RF	29JA79
	45 gpm	TM-520B-LF-DT-RF		29JA80	
	1"	39 gpm	90° to 140°F	XL-82-LF-RF	29JA69
		43 gpm		LV-982-LF-RF	29JA73
	1 1/4"	58 gpm	60° to 200°F	TM-820B-LF-DT-RF	29JA81
				TM-920B-LF-DT-RF	29JA82
		79 gpm	90° to 135°F	LV-983-LF-RF	29JA74
				XL-150-LF-RF	29JA70
		95 gpm	60° to 200°F	TM-1520B-LF-DT-RF	29JA83
97 gpm				90° to 135°F	LV-984-LF-RF
2"	145 gpm	60° to 200°F	TM-2020B-LF-DT-RF	29JA84	



Water Pressure Regulator

- **Max. pressure: 300 psi** Can be used in irrigation and applications that require a constant downstream flow.
- **Max. temp.: 140°F** Corrosion-resistant.
- **FNPT connections**



Inlet/Outlet	Material of Construc.	L	H	Pressure Adjustment Range	Mfr. Model	Item No.
1/4"	Plastic	2"	3"	0 to 125 psi	p-60	1DMK5



Reduced-Pressure Zone Backflow Preventer

- **Bronze body**
- **Max. pressure: 175 psi**
- **NPT connections**

Helps prevent the reverse flow of polluted water into the potable water supply due to backsiphonage and backpressure. Repair kit includes disc assemblies, O-rings, and diaphragm. Preventer meets ASSE 1013, AWWA C-511-92, CSA B64.4, IAPMO; complies with FCCC and HR of USC Manual, section 10.



Item	Size	Key	Item No.
Reduced Pressure Zone Backflow Preventer	3/4"	1	5DMJ1 †
Backflow Preventer Repair Kit	—	—	5AJ58


† Low lead.



Insul-Sheet® S2S Insulation

- **Environmentally friendly; CFC-free**
- **Insulates ductwork, pipes, fittings, and tanks**
- **Temp. range: -297° to 220°F**
- **Smooth surfaces improve adhesive coverage**

Highly flexible insulation has durable skin finish that resists solvents and chemicals.



Wall Thickness	Sheet Size	Approx. R Value	Item No.
1/2"	36" x 48"	2	3F414



Loop and Clevis Hangers

Recommended to suspend stationary noninsulated pipelines. Copper-plated steel. No. 4HXX9 meets Fed. Spec. WW-H-171 (Type 10), MSS SP-58, and SP-69 (Type 10). No. 4HXR6 meets Fed. Spec. WW-H-171 (Type 12).



Item	Pipe Size (in.)	Rod Size	L (in.)	Max. Load (lb.)	Item No.
Swivel Loop Hanger	1/2 - 1 1/4	3/8"	2 1/4	300	4HXX9
Clevis Hanger	1/2	3/8"	1 27/32	150	4HXR6



304 Stainless Steel Pipe Repair Clamp

Repair pipe without dismantling connections and join pipes without threaded connections. Can be installed in tight spaces and join plain pipe of the same diameter. Buna N gasket and 304 SS stud bolts.



Type	Pipe Size	L	Bolt Size	Item No.
Full Circle	2"	7 1/2"	5/8" x 7"	4NWTS



No. 4LFH3



No. 6MRF8

Fiberglass Insulation for Pipes and Fittings

Pipe Insulation—Jacketed with smooth, reinforced, wrinkle-resistant all-service vapor retarder; flame-spread and smoke rating assures immediate building code approval for most copper pipe applications. Minimum 55% certified recycled content meets LEED® certification criteria and other green building guidelines. SSL II® double adhesive closure provides positive mechanical and vapor sealing with no need for staples or mastic. For use in commercial buildings. GREENGUARD Indoor Air Quality and Children and Schools Certified. Meet UL 723, ASTM E84, or CAN/ULC S-102-M, ASTM C 547, and ASTM C 1136, Types 1-IV.

- **In 3-ft. lengths**
- **Application temp. range: 0° to 850°F**
- **White color**

Note: Additional agency compliance information available; call your local branch.

Pipe Fitting Insulation—Preformed fiberglass insulation for 90° elbows and tees eases installation and provides for greater thermal performance. Includes matching PVC cover. Installs with 1" Pipe Fitting Insulation Tape No. 6WXE4, sold separately. Use 3" Pipe Insulation Tape Nos. 4LFJ2 and 4LFJ3 to seal butt joints.

- **Application temp. range: 0° to 450°F**
- **White color**

Insulation Nominal I.D.	Copper Tube Size (Nom. I.D. Plumbing)	Copper Tube Size (O.D. HVAC/R)	Copper Tube Size (O.D. HVAC/R)	Wall Thickness	Item No.
Pipe Insulation - Owens Corning					
2 5/32"	2"	2 1/8"	2 1/8"	1"	4LFG7
2 5/32"	2"	2 1/8"	2 1/8"	1 1/2"	4LFH3
2 5/32"	2"	2 1/8"	2 1/8"	2"	4LFH7
Pipe Fitting Insulation - Grainger Approved					
2 1/8"	2"	2 1/8"	2 1/8"	1"	6MRF8



Fiberglass Duct Insulation Board

- **Temp. range: -32° to 450°F (unfaced side), -32° to 150°F (faced side)**
- **24"W x 48"L**

For systems that operate below ambient temperatures and where a vapor barrier is required. Insulation has square corners for a finished appearance on duct and equipment systems. Cuts easily with a utility knife and can be secured with mechanical fasteners or adhesive. Meets ASTM C612, Type IA; C612 Type IB; C553 Type III, HH-I-558C, HH-I-558B; E-84; C795; C1136. Mil. Spec. I-24244C. NFPA255. NRC 1.36. UL Listed.



Thickness	Density	Approx. R Value	Jacket Material	Item No.
1"	3 lb.	4.3	Foil Scrim Kraft	6ZKK5



Iowa® Freezless Yard Hydrant

- Max. pressure: 125 psi
- Max. temp.: 120°F

Allows immediate water flow even in subzero temperatures. Hydrant automatically drains when water is shut off. Large nitrile plunger resists damage and allows shutoff even when foreign particles are present. Graphite packing. Rod guide eliminates side pull on rod and helps reduce wear on packing, packing nut, and stem. Adjustable link provides positive adjustment of lever lock tension. Cast-iron head and handle with 3/4" male hose nozzle, 3/8" galvanized steel pipe operating rod, and 1" galvanized steel pipe casing. 3/4" FPT inlet.



Bury Depth	Overall Length	Rod Size	Mfr. Model	Item No.
4 ft.	84 1/2"	3/8" dia., 71 1/2" Long	Y34-4	6CHV2



No. 4X543

PTFE Pipe Thread Sealant Tape

Low-Density PTFE Tape—Temp. range: -400° to 500°F. Meets Mil. Spec. T-27703A.

Poly-Temp® MD and HD PTFE—MD tape is 99.9% pure, medium density, and chemically inert. HD tape has all the same features as MD tape but is thicker and has a higher density. Meets Mil. Spec. T-27730A.



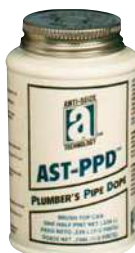
Description	Size	Item No.
Low-Density PTFE Tape, White	1/2 x 260"	3PDL5
Low Density	1/2 x 520"	3AB55
	1/2 x 260"	4X227
POLY-TEMP® MD	1/2 x 520"	4X543
	3/4 x 520"	5X584
POLY-TEMP® HD	1/2 x 520"	3PDL1



No. 3AB55



No. 4X222



No. 4UJ94

Sealant and Pipe Dope

TFE™ Pipe Thread Sealant with PTFE—Meets FDA requirements. NSF registered and UL Classified for fire protection sprinkler systems.

AST-PPD™ Plumber's Pipe Dope—Nontoxic, no lead or silicone. Use with all metal pipe and valves. Max. pressure: 1000 psi (gas); 2000 psi (liquid).



Description	Temp. Range	Item No.
TFE™ Pipe Thread Sealant w/PTFE	-250 to 500°F	4X222
AST-PPD™ Plumber's Pipe Dope	400°F	4UJ94



AST-PUT™ Plumber's Putty

Mold- and mildew-resistant. Meets Federal Spec. TT-P-1536A.



Description	Item No.
14-Oz. Tub	4UJ96



No. 2F892

Thread Compounds **LA·CO**

Pipetite-Stik®—Compound in handy stick form is for use with water, steam, and natural and LP gas. Use on metal threads.

Slic-Tite® Paste with PTFE—Easy-to-use paste is for sealing water, air, steam, natural gas, LP gas, refrigerants, ammonia, gasoline, or oil. Use on metal, PVC, CPVC and ABS plastic pipe threads.



No. 2F896

Description	Temp. Range (°F)	Mfr. Model	Item No.
Pipetite-Stik®	Up to 350	11175G	2F892
Slic-Tite® Paste with PTFE	-50 to 500	42019G	2F896



No. 5E523



Low VOC Cements and Cleaners

Hot 'N Fast Nos. 3NZW7 AND 3NZW8 are for use in wet and dry conditions when quick pressurization is desired. Application temp.: 32° to 110°F, (pipe cleaner and purple primer are -10° to 110°F). All meet max. VOC limits SCAQMD method 1168-316A or BAAQMD method 40.

WARNING: These products are extremely flammable; handle and use them in accordance with manufacturer's instructions.



No. 6KWR3

Description	Color	Standards	Brand	SIZE (OZ.)		
				8 Item No.	16 Item No.	32 Item No.
For PVC and CPVC Pipe and Fittings						
Pipe Cleaner	Clear	—	Ez Weld	5E523	5E524	3NZD4
Primer	Purple	NSF and IAPMO Listed, ASTM F656	Ez Weld	5E520	5E521	5E522
P-64™ Primer/Cleaner	Purple	—	Weld-On	6KWX1	6KWX2	6KWX3
For PVC Pipe and Fittings, Schedule 40 and 80 up to 8" (Pressure) and 10" (Nonpressure) Diameters, Medium-Bodied						
PVC Wet/Dry Cement	Blue	NSF and IAPMO Listed, ASTM D2564	Ez Weld	5E530	5E531	3NZD6
For PVC Pipe and Fittings, Schedule 40 up to 8" and Schedule 80 up to 4", Medium-Bodied						
Hot 'N Fast	Blue	NSF and IAPMO (UPC) Listed, ASTM D2564	Weld-On	3NZW7	3NZW8	—
For PVC Pipe and Fittings up to 12", Heavy-Bodied						
711™ PVC	Gray	UPC and NSF, ASTM D2564	Weld-On	6KWU1	6KWU2	6KWU3
For PVC Pipe and Fittings up to 4" (Pressure) and 6" (Nonpressure) Diameters, Regular-Bodied						
PVC Wet/Dry Cement	Clear	NSF and IAPMO Listed, ASTM D2564	Ez Weld	5E525	5E526	5E527
700™ PVC	Clear	UPC and NSF, ASTM D2564	Weld-On	6KWR3	6KWR4	6KWR5



Laundry Tub and Mop Sink

• **Meet ANSI and IAPMO standards, CSA Certified**

Fiberglass-reinforced polyester resin construction.

Laundry Tub to Go™ — Stands on lever-adjustable metal legs. Includes faucet, water supply lines, and p-trap.

Mop Sink to Go™ — Floor-supported sink has integral drain with 3" drain quick-connect. Includes wall-mount faucet, hose and bracket, mop hanger, pipe connecting gasket, and stainless steel strainer.



No. 5NFL8



No. 5NFNO

Description	Mounting Type	Overall Dim.			Bowl Size	Drain Opening	Mfr. Model	Item No.
		L	W	H				
Laundry Tub To Go™, Single Bowl	Floor	24"	20"	34"	20 1/8" x 17 3/4" x 13 3/8" D	2"	FL7TG100	5NFL8
Mop Sink To Go™	Floor Supported	24"	24"	10"	23 3/4" x 23 3/4" x 9 1/2" D	3"	MSBIDTG2424100	5NFNO



Service Sink Faucet

ADA Compliant.

Replacement parts are available; call 1-800-GRAINGER (472-4643) or see Grainger.com®.



Description	Connec. Size	Flow Rate	No. of Holes	Mounting Centers	Faucet Material	Cartridge	Spout Length	Includes	Mfr. Model	Item No.
Service Sink Faucet w/Vacuum Breaker, Rough Chrome	1/2" (F)NPT	12.0 gpm	2	4 to 8 3/8" Adjustable	Cast Brass	Quatum™	2 3/8"	Vacuum Breaker, 3/4" Hose Outlet, Pail Hook, Adjustable 1/2" FNPT Supply Arms with Service Stop	305-VBRRCF	2P946



Service Sink Faucet with Wall Bracket

Faucet can be wall mounted; bracket included. ADA Compliant.

Description	Connec. Size	Flow Rate	No. of Holes	Mounting Centers	Faucet Material	Cartridge	Spout Length	Includes	Mfr. Model	Item No.
Service Sink Faucet w/Vacuum Breaker, Rough Chrome	1/2" (F) NPT	12.0 gpm	2	7 5/8" to 8 3/8" Adjustable	Cast Brass	Quatum™	5 3/4"	Vacuum Breaker, 3/4" Hose Outlet, Pail Hook and Wall Bracket	897-RCF	2P954



Wall Faucets

- **Max. pressure: 125 psi**
- **Max. temp.: 120°F**
- **For mild climates**

Feature an atmospheric vent and patented check valve to provide antisiphon protection. Eliminate the need for an add-on vacuum breaker that restricts flow. Brass and copper construction. Not intended for continuous use. No. 6CHY0 has a polycarbonate wheel handle, and No. 6CHW4 has a die-cast aluminum wheel handle. Both meet ASSE and are CSA Certified. No. 6CHY0 also IAPMO. No. 6CHW4 also UPC.



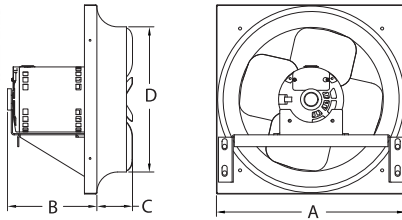
No. 6CHY0

No. 6CHW4

Description	Pipe Connection	Recommended Wall Opening	Mfr. Model	Item No.
Antisiphon Wall Faucet	1/2" FPT	1/2" dia.	24P1/2	6CHY0
Freezeless Hot and Cold Wall Faucet	1/2" MPT x 1/2" Female Sweat	1 1/8" dia.	22CP-8	6CHW4



No. 10E045



Quiet-Design Direct-Drive Venturi Exhaust Fans

- Mount: vertical or horizontal
- Motors: totally enclosed air over, with Class B insulation
- Ball bearings
- 60 Hz
- Max. ambient temp.: 104°F
- Aluminum propellers

Galvanized frame and finish. For commercial and industrial applications. UL and C-UL Listed.

Note: OSHA-complying guards are required when a fan is installed within 8 ft. of floor, working level, or within reach of personnel. Review OSHA codes and UL standards. On Grainger.com®, search by Grainger Item Number and look for Optional Accessories or Related Products.

Propeller Dia. (in.)	A (in.)	B (in.)	C (in.)	D (in.)	CFM @ Static Pressure Shown*				Voltage	Phase	Motor HP	Motor RPM	Full Load Amps	Sones @ 0.000" SP @ 5 ft.#	No. of Blades	Item No.
					0.000"	0.125"	0.250"	0.375"								
16	20	7	3¼	16½	2432	2212	1945	—	115/230	1	¼	1750	3.1/1.6	14.8	3	10E040
20	24	7	3¼	20½	4509	4112	3590	2888	208-230/460	3	½	1140	2.0-2.2/1.1	13.9	3	10E045

* Performance certified is for installation type A: free inlet, free outlet. Performance ratings include the effects of a bird screen in the airstream.



No. 4YM45



In-line Duct Fans

- Mount: horizontally or vertically
- Bearings: ball

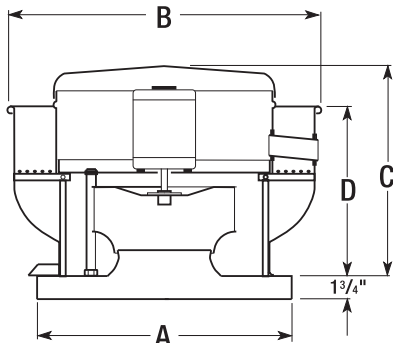
Prewired fans have lower sound levels than comparable surface-mounted fans External wiring box. Max. temp.: 140°F. Mounting bracket included. ENERGY STAR qualified. HVI Certified. UL and C-UL Listed.

Thermoplastic—Includes waterproof gasket on wiring box. Suitable for radon gas mitigation. UV protected. CSA Certified.

Galvanized Steel—Class B motor. Airtight housing. Backward curved impeller. AMCA Certified.

Fits Duct Dia.	CFM @ Static Pressure Shown							Voltage @ 60 Hz	Max. Amps	Max. Wattage	Housing Dia.	L*	Mfr. Model	Item No.
	0.000"	0.125"	0.250"	0.375"	0.500"	0.750"	1.000"							
Thermoplastic														
4"	122	—	—	—	—	—	—	120V	0.18	19	9½"	9¾"	FR100	5C516
8"	429	—	—	—	—	—	260	120V	1.35	137	13¼"	12¼"	FR225	5C518
Galvanized Steel														
8"	502	482	460	438	408	360	313	120V	1.45	157	13¾"	8"	FG8XL	4YM45
10"	589	570	553	538	517	480	441	120V	1.96	211	13¾"	6¾"	FG10XL	4YM41

* Lengths include mounting flanges.



Centrifugal Direct-Drive Roof Ventilators

- Aluminum, backward-inclined wheel
- Motor compartment isolated from contaminated air
- Fully rolled windband bead for increased stability
- UL and C-UL Listed

Potentiometer dial is mounted on motor; no need to wire a speed control. Units feature energy-efficient EC motors which allow up to 80% useable turndown. More sizes are available; see Grainger.com®.

Wheel Dia.	CFM Air Delivery @ Static Pressure Shown*							Dimensions				Motor HP	Motor RPM	Max. BHP	Sones @ 0.250" SP @ 5 ft.#	Max. Operating Amps	Volts 60 Hz	Item No.
	0.000"	0.125"	0.250"	0.375"	0.500"	0.625"	0.750"	A (in.)	B (in.)	C (in.)	D (in.)							
Downblast Ventilator																		
11"	729	623	473	—	—	—	—	22	24¾	23¾	4%	¼	860	0.04	2.9	3.9	115	5DVT2
	966	883	805	702	507	—	—						1140	0.09	5.7			
	1462	1405	1351	1298	1250	1193	1126						1725	0.31	11.4			
Upblast Ventilator																		
11"	732	625	481	—	—	—	—	22	24¾	22	17%	¼	860	0.04	0.6	3.9	115	5DVR2
	970	897	806	707	—	—	—						1140	0.09	6.5			
	1468	1422	1373	1315	1255	1195	1129						1725	0.29	12.5			

* Performance certified is for installation type A: free inlet, free outlet. Performance ratings include the effects of a bird screen in the airstream.



Speed Control

- 115/230V
- Remote dial

Fine tune your ventilator's performance for optimal efficiency. Includes transformer and hardware.

Description	Item No.
Adjustable Speed Controller, For Use with Variable Speed Ventilators, 115/230 VAC, 0.5/0.25 Max. Amps	43Y140



Weather Hood

Galvanized steel hood protects the wall opening from rain or snow. For use with Dayton® belt- and direct-drive exhaust and supply propeller fans. Shipped unassembled; assembly hardware and bird screen included.

For Fan Dia. (in.)	W (in.) (sq.)	D (in.)	Gauge	Item No.
48	54¼	38	18	1WBW4



Combination Louver Dampers

Designed to protect air intake and exhaust openings from rain and weather while still providing excellent air flow. Mill-finish extruded aluminum drainable frame is 4" deep, 0.081" thick, and has 45° fixed louvers spaced on 4" centers, with pivoting louvers and TPV seals for weathertight closure. Includes ½" flattened birdscreen in removable frame mounted on interior.

Outside H (in.)	Outside W (in.)	Min. Wall Opening (in.)	Max. Intake (cfm)	Max. Exhaust (cfm)	Free Area (sq. ft.)	Item No.
35½	35½	36H x 36W	2406	3781	3.667	5NKH9
47½	47½	48H x 48W	5027	7219	7.109	5NKJ1



Portable Electric Thermal Area Treatment Heaters

- Base Unit: 45"L x 39"W x 28⅝"H
- 3 Perimeter Units: 48"L x 5"W x 10"H each
- Remote control mounts on outside of door

Units maintain elevated room temperatures to dehydrate and kill larvae and eggs and help you keep your facility free of bed bugs and other insects, with no need for hazardous chemicals. Use in rooms up to 500 sq. ft. Airflow switch, automatic limit control, and manual reset thermal limit control provide secondary protection. Systems include: base unit, 3 perimeter units, remote control, and 25-ft. cables.

Base Unit Watts	Base Unit Amps	Base Unit Volts	Base Unit Plug Type	Perimeter Heater Watts	Perimeter Heater Amps	Perimeter Heater Volts	Perimeter Heater Plug Type	Control Range	Control Volts	Item No.
8.4 kW	37	208	Direct Wire	1.5 kW (x3)	12.5 (x3)	120	NEMA 5-15	120° to 150°F	24VAC	12H416
8.4 kW	42	240	NEMA 14-50	1.5 kW (x3)	12.5 (x3)	120	NEMA 5-15	120° to 150°F	24VAC	12H417



- Prevent bed bugs without the use of chemicals

No. 12H416



No. 5E182



No. 3UF59



No. 5E188



No. 3UG58

Replacement parts are available; call 1-800-GRAINGER (472-4643) or see Grainger.com®.



Commercial Electric Wall Heaters

Provide fast space heating and are aesthetically designed to suit public areas. Small models are good for locations with limited wall space. Units use 1-phase power except where noted, and have a built-in thermostat except where noted. Mounting frames sold separately on some models. UL and C-UL Listed, except Nos. 3UF59 to 3UF63 are UL Listed only.

Tamper-Resistant—Tamperproof built-in thermostat. For breezeways, vestibules, waiting rooms, and lobbies.

Large Room—Provide high heat and air flow in entryways, workshops, foyers, game rooms, family rooms, and similar large areas.

Small Room—Fast-responding heater coil element in a compact, rounded-corner design. For bedrooms, bathrooms, entries, and other small areas.

Watts	BtuH	Voltage	Amps AC	Color	Item No.	
Tamper Resistant, Cutout 18½ x 14½ x 3¾"						
1800	6142	120	15.0	Bronze	2HAE1	
4000/2000	13,650/6824	208	19.2/9.6	Bronze	5E182	
4000/2000	13,650/6824	208	19.2/9.6	Northern White	5E183	
3000/1500, 4000/2000	10,236/5118, 13,650/6824	208/240	14.4/7.2, 16.7/8.3	Bronze	5E184	
3000/1500, 4000/2000	10,236/5118, 13,650/6824	208/240	14.4/7.2, 16.7/8.3	Northern White	5E185	
3000/1500, 4000/2000	10,236/5118, 13,650/6824	240/277	12.5/6.3, 14.5/7.2	Bronze	5E186	
3000/1500, 4000/2000	10,236/5118, 13,650/6824	240/277	12.5/6.3, 14.5/7.2	Northern White	5E187	
Large Room, Cutout 18½ x 14½ x 4"						
1500	5118	120	12.5	Northern White	2HAD7	
1800	6142	120	15.0	Northern White	2HAD8	
3000/1500	10236/5118	277	10.8/5.4	Northern White	3UF59	
3000/1500, 4000/2000	10236/5118, 13650/6824	208/240	14.5/7.2, 16.7/8.3	Northern White	3UF60	
3000/1500, 4000/2000	10236/5118, 13650/6824	240/277	12.5/6.3, 14.5/7.2	Northern White	3UF61	
3600/4800	12287/16382	208/240	17.2/20.0	Northern White	3UF62	
3600/4800	12,287/16,382	240/277	15.0/17.2	Northern White	3UF63	
Small Room, Cutout 11½ x 9½ x 4"						
1500	5118	120	12.5	Northern White	2HAD6	
Accessories						
Surface Mounting Frame	Nos. 2HAE1, 5E182, 5E184, 5E186	Bronze Brown	3¾"	19¼"	15¾"	5E188
Surface Mounting Frame	Nos. 5E183, 5E185, 5E187	Navajo White	3¾"	19¼"	15¾"	5E189
Security Front Cover	Nos. 3UF59 to 3UF63	White	—	19¼"	15¾"	3UG58

Dayton



Portable Oil-Fired Forced-Air Heaters

For open, well-ventilated areas using kerosene, fuel oil, diesel, heating oil, or jet fuel. 120V. Feature built-in air pressure gauge for field adjustment, LED power/failure indicator light, and are fuse-protected. Safety features include fuel shutoff and overheat Auto-Off. No. 3VE48 can be temperature controlled by a plug-in thermostat, sold separately on Grainger.com®.



No. 3VE51

BtuH Output	Tank Cap.	Hours on One Filling	Heating Area	Fuel Consumption	Built-In Thermostat	H	W	L	Item No.
50,000	5.0 gal.	14	1000 sq. ft.	0.35 gph	No	15"	12"	32"	3VE48
75,000	5.0 gal.	8¾	1700 sq. ft.	0.57 gph	Yes	15"	12"	32"	3VE49
125,000	10 gal.	10	2900 sq. ft.	0.95 gph	Yes	25"	22"	38"	3VE50
170,000	13 gal.	10	4000 sq. ft.	1.30 gph	Yes	26"	24"	43"	3VE51
210,000	13 gal.	8	5000 sq. ft.	1.60 gph	Yes	26"	24"	43"	3VE52
400,000	29 gal.	9½	8500 sq. ft.	3.00 gph	Yes	35"	54"	52½"	3VE53

Dayton



Portable Gas-Fired Forced-Air Heaters

Provide instant heat. Units are 120V and feature adjustable heat angle, fuel safety shutoff, and overheat Auto-Off. No. 3VE55 has piezo ignition and single heat setting. Propane units include 10-ft. hose and regulator.



No. 3VE55

Note: Gas tank not included, see Grainger.com®.

BtuH Output	Min. Cyl. Size	Heating Area	Fuel Rate	Amps AC	Built-In Thermostat	H	W	L	Item No.
Natural Gas									
150,000	None	3500 sq. ft.	146 cu. ft. lb./hr.	0.7	Yes	16½"	11¾"	25½"	3VE56
Propane									
30,000 to 60,000	20 lb.	1350 sq. ft.	1.4 to 2.3 lb./hr.	0.65	No	15½"	8½"	19½"	3VE54
40,000	20 lb.	940 sq. ft.	1.9 lb./hr.	0.68	No	15½"	8½"	19½"	3VE55
70,000 to 125,000	100 lb.	3100 sq. ft.	8.0 lb./hr.	0.7	Yes	16½"	11¾"	25½"	3VE57
120,000/150,000	100 lb.	3500 sq. ft.	7.0 lb./hr.	0.7	No	16½"	11¾"	25½"	3VE58
300,000	500 lb.	7000 sq. ft.	13.9 lb./hr.	0.65	Yes	18½"	12½"	33½"	3VE59



Construction/Tent Gas-Fired Heaters

Provide quiet operation with fuel-efficient direct-fired design. Feature a 20-ft. remote-start thermostat, totally enclosed flame, airflow safety devices, and enclosed electronics. 12-ft. extendable ducting available for all models. Designed with dependable, electronic spark ignition. Finish provides superior protection against abrasion and corrosion. Deliver safe, dependable heating and air circulation. Easy to transport with lift handles and heavy-duty wheels. CSA Certified.



No. 16W287

BtuH Output	Min. Cyl. Size	Heating Area	Fuel Rate	Amps AC	H	W	L	Mfr. Model	Item No.	Description	Mfr. Model	Item No.
LP/NG												
170,000	100 lb.	4000 sq. ft.	7.9 lb./hr. or 170 cu. ft./hr	5	32"	24¼"	32"	CS170ASDN220151	16W287	Duct Kit 12-ft. with Clamps and Adapter Rings	500-26347	16W308
350,000	500 gal.	8000 sq. ft.	16.2 lb./hr. or 350 cu. ft./hr.	9	41"	28"	48½"	TS350ASDN220097	16W290			



No. 4YP01



Compact Window Air Curtains

- Each unit is complete with blower

For transoms and other openings requiring a thermal barrier. Use up to 3 curtains in series for wider spans. Maximum distance from nozzle to floor is 8 ft. 120V 2-speed motor. 2-speed switch included. ETL Listed.

Max. Door Width	Max. Mounting Height	Air Volume	dBA @ 10 ft.#	W	H	D	No. of Motors	Phase	120VAC	
									Max. Amps	Item No.
3 ft.	8 ft.	1050/790 cfm	66	36"	7 ⁷ / ₈ "	6 ³ / ₄ "	1	1	1.1	4HZ94
3 ft.	8 ft.	1350/1010 cfm	66	48"	7 ⁷ / ₈ "	6 ³ / ₄ "	1	1	1.6	4HZ95
4 ft.	8 ft.	1200/900 cfm	66	42"	7 ⁷ / ₈ "	6 ³ / ₄ "	1	1	1.6	4YP01
6 ft.	8 ft.	1700/1280 cfm	66	60"	7 ⁷ / ₈ "	6 ³ / ₄ "	1	1	1.9	4YP02



STD Units



Multipurpose Air Curtains

- Hardwired
- Low Profile units include mounting plates
- STD and PH10 units require field-supplied mounting hardware

Stabilize environments and save energy by minimizing the loss of heat or air conditioned air through open doorways. Effectively repel flying insects, dust, and pollutants. The curtains also eliminate the need for plastic-strip doors over walk-in coolers or food processing areas.

NSF filters available on Grainger.com®. All are ETL Listed for U.S. and Canada and NSF.

Low Profile and STD—Units have an obsidian black powder-coated finish for a wide number of commercial uses.

PH10—Recess-mount in ceiling to eliminate equipment visibility and mounting height concerns. Gray powder-coated finish.



PH10 Units

Max. Door Width	Max. Mounting Height	Air Volume	dBA @ 10 ft.#	W	H	D	No. of Motors	Phase	115VAC			208/230VAC		
									Max. Amps	Mfr. Model	Item No.	Max. Amps	Mfr. Model	Item No.
Low Profile														
3 ft.	8 ft.	900 cfm	49	36"	8"	7 ⁷ / ₈ "	1	1	2.4	LPV236-1UA-OB	32V338	1.2/1.2	LPV236-1UD-OB	32V339
3½ ft.	8 ft.	1050 cfm	50	42"	8"	7 ⁷ / ₈ "	1	1	2.4	LPV242-1UA-OB	32V342	1.2/1.2	LPV242-1UD-OB	32V343
4 ft.	8 ft.	1200 cfm	52	48"	8"	7 ⁷ / ₈ "	1	1	2.4	LPV248-1UA-OB	32V346	1.2/1.2	LPV248-1UD-OB	32V347
5 ft.	8 ft.	1500 cfm	53	60"	8"	7 ⁷ / ₈ "	1	1	2.6	LPV260-1UA-OB	32V350	1.4/1.4	LPV260-1UD-OB	32V351
6 ft.	8 ft.	1800 cfm	53	72"	8"	7 ⁷ / ₈ "	1	1	2.6	LPV272-1UA-OB	32V354	1.4/1.4	LPV272-1UD-OB	32V355
STD Units														
3 ft.	10 ft.	2550 cfm	66	36"	10 ⁵ / ₈ "	12 ⁵ / ₈ "	1	1	5.1	STD236-1UA-OB	32V362	2.5/2.5	STD236-1UD-OB	32V363
4 ft.	10 ft.	2550 cfm	66	48"	10 ⁵ / ₈ "	12 ⁵ / ₈ "	1	1	5.1	STD248-1UA-OB	32V370	2.5/2.5	STD248-1UD-OB	32V371
6 ft.	10 ft.	5100 cfm	68	72"	10 ⁵ / ₈ "	12 ⁵ / ₈ "	2	1	5.0/5.0	STD272-2UA-OB	32V378	5.0/5.0	STD272-2UD-OB	32V379
PH10 Units														
3 ft.	10 ft.	2550 cfm	66	36 ¹ / ₂ "	16 ¹ / ₂ "	26"	1	1	5.1	PH1036-1UA-PW	10N078	2.5	PH1036-1UD-PW	10N083
6 ft.	10 ft.	5100 cfm	68	72 ¹ / ₂ "	16 ¹ / ₂ "	26"	2	1	10.2	PH1072-2UA-PW	10N082	5.0	PH1072-2UD-PW	10N087

dBA is measured in free air 10 ft. from the nozzle.

FRIGIDAIRE

Packaged Terminal Air Conditioners

- **SilentDesign™** sound package keeps noise as low as 49dB
- **Energy saver function**
- **Seacoast protection**

Effortless™ temperature control maintains set temperature for comfort and energy efficiency. Timer and auto-fan features improve guest comfort. Controllable from front desk or by wired or wireless thermostat (thermostats and remote controls sold separately). Control integrates into existing building management systems. Units fit any existing sleeve. Total 360° seacoast protection includes hydrophilic coating on condenser fins; stainless steel screws, bolts, washers, and nuts; and protective paint on all metal plates. Use environmentally friendly R-410A. Ship with standard LCDI cord on all models for fast installation—cord is 2½ ft. on 265V models, 5½ ft. on 230/208V models. New installation requires wall sleeve and grille, sold separately. AHRI Certified, UL and C-UL Listed, CSA Certified.



No. 13P463


BtuH Cooling	EER	BtuH Heating	Heating kW	Voltage	NEMA Plug Config.	WITHOUT SEACOAST PROTECTION		WITH SEACOAST PROTECTION	
						Item No.	Mfr. Model	Item No.	Mfr. Model
12,000	10.7	10,200	3.0	265	7-20P	13P471	FRP2E3R	13P485	FRP2E3A
12,000/11,800	10.7/10.5	10,200/8300	3.0	230/208	6-20P	13P463	FRP2E2R	13P477	FRP2E2A
15,000	9.8/9.7	17,000/13,900	5.0	230/208	6-30P	13P464	FRP5E2R	13P478	FRP5E2A
7700	11.0	10,200	3.0	265	7-20P	13P469	FRP7E3R	13P483	FRP7E3A
7700/7600	12.0/12.2	10,200/8300	3.0	230/208	6-20P	13P461	FRP7E2R	—	—
9000	11.3	10,200	3.0	265	7-20P	13P470	FRP9E3R	13P484	FRP9E3A
9000/8800	11.3/11.4	10,200/8300	3.0	230/208	6-20P	13P462	FRP9E2R	13P476	FRP9E2A

FRIEDRICH

Packaged Terminal Air Conditioners

- **Advanced, energy-efficient coil design for EERs up to 13.0**
- **Full 2-yr. manufacturer's warranty and 5-year limited manufacturer's warranty**

Constant Fan mode, 2-motor design, and thicker insulation on inner walls help reduce indoor noise levels. Diamonblue™ technology protects units in coastal or corrosive environments. Models can be controlled with Friedrich energy management thermostats and digital thermostats (wired and wireless), sold separately. All units require a wall sleeve for new installations; Nos. 31TN77 to 31TN83 require an exterior grille.



No. 31TN80

BtuH Cooling	EER	Reverse Cycle Heat BtuH	Reverse Cycle Heat COP	BtuH Heating	Heating kW	Voltage	NEMA Plug Config.	Mfr. Model	Item No.
7200	13.0	6000	3.6	11,700	3.5	265	6-20P	PDH07R3SG	31TN78
7200/7000	13.0/13.0	6000/5800	3.6/3.6	11,700/9600	3.5	230/208	6-20P	PDH07K3SG	31TN77
9400	12.1	8300	3.5	11,700	3.5	265	6-20P	PDH09R3SG	31TN80
9400/9200	12.1/12.1	8300/8100	3.5/3.5	11,700/9600	3.5	230/208	6-20P	PDH09K3SG	31TN79
11,800	11.6	10,600	3.4	11,700	3.5	265	7-20P	PDH12R3SG	31TN82
11,800/11,600	11.6/11.6	10,600/10,400	3.4/3.4	11,700/9600	3.5	230/208	6-20P	PDH12K3SG	31TN81
14,500/14,200	10.4/10.4	13,300/13,000	3.1/3.1	17,000/13,900	5	230/208	6-30P	PDH15K5SG	31TN83

FRIEDRICH

PTAC Accessories

- **For use with Friedrich® PTACs, sold on this page**

Description	Mfr. Model	Item No.
PTAC Power Cord, 6-15P, 230/208VAC, 15A	PXPC23015A	31TN87
PTAC Power Cord, 6-15P, 265VAC, 15A	PXPC26515A	31TN89
PTAC Power Cord, 6-20P, 230/208VAC, 20A	PXPC23020A	31TN88
PTAC Power Cord, 6-20P, 265VAC, 20A	PXPC26520A	31TN90
Wired Thermostat, White	5304482700	13R434
Remote Thermostat Escutcheon Kit, Cool Gray	PDXRTA	6DPX8
Powered Subbase, Steel, Black, For Use With Friedrich 230V 15/20A PTAC	PXSB23020	6DPW5
Powered Subbase, Steel, Black, For Use With Friedrich 230V 30A PTAC	PXSB23030	6DPW6
Powered Subbase, Steel, Black, For Use With Friedrich 265V 15A PTAC	PXSB26515	6DPW7
Powered Subbase, Steel, Black, For Use With Friedrich 265V 30A PTAC	PXSB26530	6DPW8
Insulated Wall Sleeve, Powder Coated Galvanized Steel, White, 16 1/16"H x 42"W x 13 3/4"D	5304482701	13R431
Insulated Wall Sleeve, Powder Coated Galvanized Steel, Cool Gray, 16"H x 42"W x 13 3/4"D	PDXWSA	1VXU2
Insulated Wall Sleeve, Plastic/Polymer, Alpine, 16 1/16"H x 42"W x 13 13/16"D	5308815302	13R435
Exterior Grille, Aluminum/Metal, Clear	5304480557	13R428
Architectural Outdoor Grille, Plastic/Polymer, Brown	5308815310	13R437



No. 31TN88



No. 1VXU2



No. 31TN63



WallMaster® Commercial Grade Through-the-Wall Room Air Conditioners

- Digital solid-state design
- Energy-saver and Money Saver® modes
- 24-hr. timer
- Electronic control with remote
- Reversible louver allows low- and high-wall installations
- EntryGard™ anti-intrusion protection

Exact fit for existing 27" sleeves. SmartFan auto-adjusts speed to maintain desired temperature. New installations require wall sleeve, sold separately. AHAM Certified. UL and C-UL Listed.

Note: ENERGY STAR qualified where noted.

BtuH Cooling	EER	Voltage	NEMA Plug Config.	H	W	D †	Max. Wall Thickness	Mfr. Model	Item No.
8000	10.4	115	5-15P	15¾"	26½"	23¼"	15⅝"	WS08D10	31TN63 *
9700	9.8	115	5-15P	15¾"	26½"	23¼"	15⅝"	WS10D10	31TN64 *
9800/10,000	9.8/9.8	230/208	6-15P	15¾"	26½"	23¼"	15⅝"	WS10D30	31TN65 *
11,700/12,000	9.8/9.8	230/208	6-15P	15¾"	26½"	23¼"	15⅝"	WS12D30	31TN67 *
12,000	9.8	115	5-15P	15¾"	26½"	23¼"	15⅝"	WS12D10	31TN66 *
14,500/14,800	9.3/9.4	230/208	6-20P	15¾"	26½"	23¼"	15⅝"	WS15D30	31TN68 *
Wall Sleeve									
16¾"H x 27"W x 16¾"D									WSE 4PKZ3

* ENERGY STAR qualified. † Depth includes front cover.



Ductless Split System Air Conditioners

- 24-hr. programmable timer and sleep timer
- Auto restart after power outage
- Dehumidification and auto-fan modes
- Environmentally friendly R-410A
- Installation requires qualified technician

Energy efficient units reach and maintain set point quickly and operate in 0° to 115°F ambient temp. Feature oscillating up/down louvers and continuous air sweep. Easily mount low against wall or on ceiling and automatically switch between cool and heat. New installations require refrigerant line set, sold separately. AHRI Certified performance. ETL and C-ETL Certified.

Note: ENERGY STAR qualified where noted.

BtuH Cooling	Reverse Cycle Heat BtuH	SEER	Voltage	Min. Circuit Amps	Line Size		Indoor Dim.			Outdoor Dim.			Mfr. Model	Item No.
					Discharge O.D.	Suction O.D.	H	W	D	H	W	D		
Cooling Only, Wall-Mount (Includes 1 Indoor and 1 Outdoor Unit)														
11,200	—	21.5	115	12	¼"	¾"	11 ¼"	35 ¼"	8 ⅝"	21 ⅝"	30 ⅝"	11 ⅝"	M12CJ	22XR48 *
17,000	—	18.0	230/208	19	¼"	½"	12 7/8"	40 ⅝"	9 ⅝"	25 7/8"	30 ⅝"	12 ⅝"	M18CJ	22XR50 *
22,000	—	20.0	230/208	19	¾"	5/8"	12 7/8"	40 ⅝"	9 ⅝"	31 ½"	30 ⅝"	12 ⅝"	M24CJ	22XR52 *
Heat Pump, Wall-Mount (Includes 1 Indoor and 1 Outdoor Unit)														
9000	10,800	21.5	230/208	10	¼"	¾"	11 ¼"	35 ¼"	8 ⅝"	21 ⅝"	30 ⅝"	11 ⅝"	M09YJ	22XR47 *
11,200	13,300	21.5	230/208	10	¼"	¾"	11 ¼"	35 ¼"	8 ⅝"	21 ⅝"	30 ⅝"	11 ⅝"	M12YJ	22XR49 *
17,000	20,200	18.0	230/208	19	¼"	½"	12 7/8"	40 ⅝"	9 ⅝"	25 7/8"	34 ⅝"	12 ⅝"	M18YJ	22XR51

* ENERGY STAR qualified.



Single-Setting Battery Powered No. 4JZ61



Single-Setting AC Powered No. 3T186



Indoor Temperature Alarms

- Adjustable temp.: -10° to 80°F
- Include encapsulated thermistor temp. probe
- Slide switch between no delay and 1-hr. delay
- Built-in audible alarm

Alarms signal temperature fluctuations. Probe wire can be cut in field and extended using 22-ga. speaker wire: up to 100 ft. for No. 4JZ61, to 200 ft. for Nos. 3T186. For freezers, refrigerators, greenhouses, and tropical aquariums.

- Single-Setting Battery Powered—
- Alarms on rise in temp. only
- Low battery indicator
- 9V battery not included

- Single-Setting AC Powered—
- Alarms on rise or fall in temp.
- Remote alarm dry contacts 120VAC/5A

Light flashes for 1 hr.

Description	Mfr. Model	Item No.
Single-Setting Battery Powered, 9V Battery (Battery Not Included)	TA-7	4JZ61
Single-Setting 120VAC Powered	TA2	3T186



Office Pro® Series

• MovinCool® accessories are available on Grainger.com®



Classic Series



Classic Plus Series



Portable Air Conditioners

- **Simply roll it in, plug it in and turn it on**
- **Self-contained units are easy to install and operate**

Note: MovinCool® portable models carry a full 3-yr. warranty (with product registration).

Office Pro® Series—Sensible cooling design meets the demand for heat-sensitive server rooms, hospitals, laboratories, schools, and stuffy offices. May be used for emergency backup and supplemental cooling applications.

Classic and Classic Plus Series—Designed to spot cool warehouses, assembly lines, manufacturing plants, and outdoor events. Also suitable for process cooling and moisture removal.

BtuH Cooling	Voltage	Phase	Amps	Watts	Sound Level dBA	Ambient Operating Range	Max. Supply Hose Length	Max. Exhaust Hose Length	NEMA Plug Config.	W	D	H	Std.	Mfr. Model	Item No.
Office Pro® Series															
12,000	120	1	11.9	1300	52/50	65 to 95°F	30 ft.	60 ft.	5-15	21"	27"	44"	cETLus	OFFICE PRO 12	4TM52
16,800	120	1	15.6	1700	61/59	65 to 95°F	25 ft.	100 ft.	5-20	21"	27"	44"	cETLus	OFFICE PRO 18	4WU33
24,000	208/230	1	13.2	2900	63/61	65 to 95°F	50 ft.	45 ft.	6-20	21"	27"	49"	cETLus	OFFICE PRO 24	4YN29
36,000	208/230	1	19.6	4200	65/62	65 to 95°F	40 ft.	60 ft.	6-30	30"	40"	52"	cETLus	OFFICE PRO 36	5AE85
60,000	208/230	1	29.0	4300	69/67	65 to 105°F	40 ft.	100 ft.	6-50	30"	52"	65"	cETLus	OFFICE PRO 60	1VK49
60,000	480	3	9.5	6600	69/67	65 to 105°F	40 ft.	100 ft.	L16-20	30"	52"	65"	cETLus	OFFICE PRO 63	2MWJ9
Classic Series															
39,000	230	3	14	4200	72	75 to 115°F	Varies	40 ft.	L15-30	26"	44"	38"	cETLus	CLASSIC 40	5JLJ7
60,000	480	3	8.8	5900	72	75 to 115°F	Varies	40 ft.	Hardwired	32"	49"	42"	cETLus	CLASSIC 60	5JLJ4
Classic Plus Series															
13,200	120	1	11.9	1300	57/55	70 to 113°F	30 ft.	60 ft.	5-15	19"	26"	41"	cETLus	CLASSIC PLUS 14	4TM51
24,000	208/230	1	10.8	2400	66/64	70 to 113°F	60 ft.	45 ft.	6-20	19"	29"	47"	cETLus	CLASSIC PLUS 26	5JLJ6



CoilJet® Condenser Coil Cleaning System

Compact and portable washer features 3½-gal. water tank, 1¼-qt. chemical tank, and adjustable chemical injection. Includes spray gun attachment, 15° spray nozzle for coil cleaning, pinpoint nozzle for condensate tray cleanup, 12V deep cycle rechargeable battery, smart battery charger, and shoulder strap.

90° Spray Wands—Right-angle wands clean from behind the coil and feature quick-connect fittings.

Spare Battery Kit—Allows a second battery to be charged outside the unit.

Non-Acid Based Condenser Coil Cleaners—Acid-free, noncaustic, alkaline-based cleaner has expanding foam action to help lift dirt, oil, grease, and debris out of the coil (against air flow).

Description	GPM	H	L	W	Net Weight	Mfr. Model	Item No.	
CoilJet® Battery Operated Coil Washer								
3½-gal. Cap., 125 PSI	0.6	19"	18"	10"	23 lb.	CJ-125	38G224	
Description							Mfr. Model	Item No.
Accessories								
90° Spray Wand, 24"L.							8945-24	5AEU3
90° Stainless Steel Sectional Spray Wand, 36"L							CJ-WWSS	5AEW0
Spare Battery Kit							CJ125-KIT-SB	29JA01
Non-Acid Base Condenser Coil Cleaner, 1 gal.							SC-FCC-1	5AEV7
Non-Acid Base Condenser Coil Cleaner, 5 gal.							SC-FCC-5	5AEV9



No. 38G224



No. 30ZZ02



No. 30ZZ05



No. 30PL32

Honeywell **EMERSON**

Wi-Fi Thermostats

Innovative thermostats connect to your home's existing Wi-Fi network and can be remotely accessed through a computer, tablet, or smart phone.

Description	Stages		Programs per Week	Temp. Settings per Day	Terminal Designations	Power Method	Brand	Mfr. Model	Item No.
	Heat	Cool							
FocusPRO	3 Heat Pump or 2 Conventional	2	7	4	R, R, W (O/B), W2 (AUX/E), Y, Y2, G, C, K	Hardwired	Honeywell	TH6320WF1005	30ZZ02
9000 Voice Controlled	3 Heat Pump or 2 Conventional	2	7	4	R, RC, C, W (O/B), W2 (AUX/E), Y, Y2, G, L	Hardwired	Honeywell	TH9320WVF6007	30ZZ05
Sensi	4	2	7	Multiple	RC,RH,C,W/E,W2,Y,Y2,O/B,G,L	Hardwired/Battery	Emerson	1F86U-42WF	30PL32



Honeywell

Touch-Screen Programmable Thermostat

- Menu-driven programming
- White color

For light commercial applications, including gas, oil, electric, or millivolt systems.

Stages Heat	Stages Cool	Programs per Week	Temp. Settings per Day	Terminal Designations	Power Method	Foot-notes	Mfr. Model	Item No.
2	2	7	4	R, RC, C, Y, Y2, W, W2, G, O/B, A, L, S1, S2	Hardwired/Battery	1, 2, 3, 8	TB8220U1003	6WY18

1 Remote sensing capability. 2 Programmable fan feature. 3 Low battery indicator. 8 Control lockout.



No. 1AYR6



No. 1YMG4

Honeywell

Digital Programmable Thermostats

- Retain programmed information in the event of a power loss
- White color

Suitable for heating/cooling or heat pump applications.

Stages Heat	Stages Cool	Programs per Week	Temp. Settings per Day	Terminal Designations	Power Method	Foot-notes	Mfr. Model	Item No.
2	1	2	4	R, C, Y, AUX/E, G, O, B	Hardwired/Battery	3, 4	TH2210DH1000	14A007
2	2	7	4	RH, RC, Y1, Y2, Y3, W1, W2, W3, G, O/B, X, Aux, AS, OS, T3, T4, T5, T6, T7, HS, HC, HP, M, ebus	Hardwired	1, 2, 8	T7351F2010	1YMG4
2	2	5-1-1 or 5-2	4	R, RC, C, Y1, Y2-E, W-O/B, W2-Aux, G, L	Hardwired/Battery	3, 6	TH6220D1002	6WY12
2	2	5-1-1 or 5-2	4	R, RC, C, Y1, Y2-E, W-O/B, W2-Aux, G, L	Hardwired/Battery	3, 4, 6	TH6220D1028	6WY13
3	2	7	4	R, C, Y, Y2, W, W2, G, A, S1, S2	Hardwired/Battery	1, 3	TB7220U1012	1AYR6

1 Remote sensing capability. 2 Programmable fan feature. 3 Low battery indicator. 4 750mV compatible. 6 Automatic changeover. 7 Large character display. 8 Control lockout.



Wi-Fi Optional Thermostats

Fully functional thermostats can operate with or without a Wi-Fi connection. Upgrading to a Wi-Fi model is easy and requires no wiring with the universal subbase system. Both thermostats are programmable, but No. 45KE77 is only programmable from the app. No. 45KE76 is also dual fuel compatible with a convenient filter change reminder.



No. 45KE77



No. 45KE76

Stages		Terminal Designations	Power Method	Footnotes	Mfr. Model	Item No.
Heat	Cool					
1	1	RC, RH, C, O, B, G, Y, W	Hardwired	—	T701i	45KE77
4	2	RC, RH, C, O, B, G, Y, Y2, W/E, W2	Hardwired	2, 6, 8	T855i	45KE76

2 Programmable fan feature. 6 Automatic changeover. 8 Control lockout.



Thermostats

Programmable thermostats feature a universal subbase that requires no wiring when upgrading to a new model. Advanced models feature partial and full keypad lockout, setpoint limits, and other features designed for the hospitality market.



No. 45KE93



No. 45KE82

Stages		Programs per Week	Temp. Settings per Day	Terminal Designations	Footnotes	Mfr. Model	Item No.
Heat	Cool						
1	1	5-1-1	4	RC, RH, C, O, B, G, Y, W	—	T705	45KE93
1	1	7D,5-1-1	4	RC, RH, C, O, B, G, Y, W	2, 6, 8	T905	45KE82
3	2	7D,5-1-1	4	RC, RH, C, O, B, G, Y, Y2, W/E, W2	2, 6, 8	T955	45KE81

2 Programmable fan feature. 6 Automatic changeover. 8 Control lockout.



Property Management and Landlord Thermostats

1x configurable thermostats with innovative Abnormal Rate of Change (ARC) technology to prevent tampering. Nos. 32MY26 and 32MY28 are for heat pump use only.



No. 32MY27



No. 32MY26

Stages		Terminal Designations	Power Method	Footnotes	Mfr. Model	Item No.
Heat	Cool					
1	1	RC, RH, C, W, Y, O, B, G	Dual	3, 8	MP2010L	32MY25
1	1	RC, RH, C, W/O/B, Y, G, S1, S2	Dual	1, 3, 6, 8	MP4010	32MY27
2	2	R, C, Y1, Y2, W2, O/B, G, E, L, S1, S2	Hardwired	1, 3, 6, 8	MP4211	32MY28
3	2	R, C, Y1, Y2, W2, O, B, G, E, L, W3	Hardwired	3, 8	MP2211L	32MY26

Footnotes: 1—Remote sensing capability. 3—Low battery indicator. 6—Automatic changeover. 8—Control lockout.



Mechanical Thermostat

Single-stage; suitable for most conventional heating systems.

Stages		Temp. Settings per Day	Terminal Designations	Power Method	Mfr. Model	Item No.
Heat	Cool					
1	—	1	R, Y, W	Hardwired	T87K1007	1AYP9





No. 2W233



No. 6B924



No. 4YVE9



Air Handler® Standard- and High-Capacity Pleated Air Filters

- UL Classified
- 5 times more efficient than fiberglass filters
- Wire-backed design
- Die-cut frame
- 100% synthetic media
- Priced each; shipped in case qty., sold individually in-store only

STANDARD-CAPACITY

- MERV 7 filters rated to 150°F

Improve air quality and keep resistance within reasonable operating limits.

HIGH-CAPACITY

- MERV 8, 10, and 14 filters rated to 150°F

50% more surface area than standard capacity extends service life by 30% to 50%, providing reduced resistance and lower energy and maintenance costs.

Nominal H	Nominal W	Nominal D	Max. Temp.	Item No.
Standard-Capacity, MERV 7				
16"	20"	2"	180°F	2W230
12"	20"	1"	180°F	6C519
14"	20"	1"	180°F	5W891
16"	20"	1"	180°F	5W509
20"	20"	1"	180°F	5W511
20"	20"	2"	180°F	2W232
12"	24"	2"	180°F	2W234
18"	24"	2"	180°F	5W514
20"	24"	2"	180°F	5W515
24"	24"	2"	180°F	2W235
14"	25"	1"	180°F	5W892
16"	25"	1"	180°F	5W510
16"	25"	2"	180°F	2W231
20"	25"	1"	180°F	5W512
20"	25"	2"	180°F	2W233
High-Capacity, MERV 8				
16"	20"	2"	180°F	6B956
20"	20"	1"	180°F	6B938
20"	20"	2"	180°F	6B937
24"	24"	2"	180°F	6B924
16"	25"	2"	180°F	6B950
20"	25"	2"	180°F	6B930
High-Capacity, MERV 10				
16"	20"	2"	180°F	4YUX5
20"	20"	2"	180°F	4YUY4
20"	24"	2"	180°F	4YUY5
20"	25"	2"	180°F	4YUY6
24"	24"	2"	180°F	4YUY8
Mini-Pleat, MERV 14				
16"	20"	2"	150°F	4YVD8
20"	20"	2"	150°F	4YVE5
20"	24"	2"	150°F	4YVE6
20"	25"	2"	150°F	4YVE7
24"	24"	2"	150°F	4YVE9



No. 6JKA5



No. 6JKC6



Air Handler® Range Hood Air Filters

- Priced each; shipped in case qty., sold individually in-store only (except where noted)
- Washable
- Replace OEM filters for popular brands

Filters remove grease and odors from hood exhaust air. Used in ducted and ductless range hoods and over-the-counter microwave ovens.

For Use With	Nom. H	Nom. W	Nom. D	Item No.	Case Qty.
Rectangular					
Whirlpool	5 1/16"	7 5/8"	3/32"	6JKC0	10
GE Hotpoint	7 3/4"	9 1/16"	3/32"	6JKC1 *	1
Broan, Caloric, Nautilus, Roper, Sears	8 3/4"	10 1/2"	3/8"	6JKA5	10
Round					
Aubrey, Broan, Miami Carey, Nautilus, NuTone	9 1/2"	9 1/2"	3/32"	6JKC6	10
GE, Broan, Nautilus	10 1/2"	10 1/2"	3/4"	6JKA9	10

* Sold and shipped in case quantity only.



No. 4C882



Air Handler® Grease Baffles

- Self-draining; handles included
- Priced each; shipped in case qty., sold individually in-store only

Permanent filters balance airflow evenly throughout exhaust hoods in commercial kitchen applications. Also used to replace mesh filters in older hoods. UL Listed (Standard AKUS).

Nom. H	Nom. W	Nom. D	Item No.	Case Qty.
Stainless Steel				
16"	20"	2"	2EJY5	2
16"	25"	2"	2EJY6	2
20"	20"	2"	2EJY8	2
20"	25"	2"	2EJY9	2
25"	16"	2"	2EJZ1	2
25"	20"	2"	2EJZ2	2
Galvanized Steel				
16"	20"	2"	4C880	2
16"	25"	2"	4C881	2
20"	16"	2"	5C107	2
20"	20"	2"	4C882	2
20"	25"	2"	4C883	2
25"	20"	2"	5C109	2



Air Handler® Polyester Fan Shroud Filters

Fit over standard air circulator band guards. Elastic gathering band and hook-and-loop closure.

For Use With	Item No.
24 To 26" Dia. Circulators	2TE89
30" Dia. Circulators	2TE90
32" Dia. Circulators	2TE91
36" Dia. Circulators	2TE92
40 To 42" Dia. Circulators	2TE93





Portable Humidifiers

Add healthy moisture to the air. Units feature auto humidistats to maintain optimum humidity. Optional air purifying filters available on most units. 5- to 6-ft. cords, quiet nighttime settings, Auto-Off. No. 2PYF5 also includes a refill light. All units are ETL Listed.

Note: Filters, wicks, and pads are available on Grainger.com®.

Max. Sq. Ft. Cap.	Water Reservoir	No. of Speeds	Color	H	W	D	Item No.
Tabletop							
1000	2 gal.	4	White/Blue	13½"	18.5"	13"	2PYE9
800	1.2 gal.	2	White	11"	12"	12"	2PYG2
Mini Console							
1250	3 gal.	4	White	13¾"	19"	11"	4NHG1
1500	3 gal.	4	White/Blue	14¼"	21"	13"	4NHF9
Tower Style							
1200	2 gal.	4	Black/Titanium	26"	15"	10"	2PYF5



No. 2PYE9



No. 2PYF5



Jobsite/Restoration Dehumidifiers

For use in flooded areas and areas with excess moisture. Stackable rotomolded exterior with electronic controls and digital hour meter.

Dri-Eaz—Feature automatic purge pump with 40-ft. drain hose and built-in ring for easy ducting attachment. Units have fixed metal handle and semipneumatic wheels. AHAM-certified performance. UL and C-UL Listed.
 • Ambient temp. range: 33° to 100°F

Fantech—Feature automatic defrost with indicator light and on-demand condensate pump purge with 30-ft. drain hose. Units have dual handles, 11" wheels, and external hose storage. CSA Certified for U.S. and Canada.
 • Ambient temp. range: 40° to 95°F

Dayton®—Feature automatic hot gas defrost, 30-ft. drain hose, ergonomic handle, and power cord storage. Condensate pump evacuates water to 20 ft. of lift. IPX2 rated. ETL Listed for U.S. and Canada.
 • Ambient temp. range: 35° to 100°F



No. 4AYF4

Capacity/24 Hrs. @ 60% RH	Capacity/24 Hrs. @ 90% RH	Amps	H	W	D	Brand	Mfr. Model	Item No.
Jobsite/Restoration Dehumidifiers								
85 pt.	132 pt.	6.4	32"	20"	19½"	Dri-Eaz	F203-A	4AYF4
90 pt.	188 pt.	9.5	39¾"	23½"	20½"	Dayton	—	5KNZ6
125 pt.	250 pt.	11.3	36¾"	18"	23½"	Fantech	EPD250CR	2MRV1
Low-Grain Refrigerant Jobsite/Restoration Dehumidifiers								
75 pt.	155 pt.	6.9	37¾"	24"	23"	Dayton	—	5KNZ8
85 pt.	150 pt.	8.7	36¾"	18"	23½"	Fantech	EPD150LR	2MRU7
95 pt.	190 pt.	7.8	37¾"	24"	23"	Dayton	—	5KNZ9
105 pt.	190 pt.	11.3	36¾"	18"	23½"	Fantech	EPD190LR	2MRU9
110 pt.	237 pt.	10.2	37¾"	24"	23"	Dayton	—	5KNZ7
130 pt.	202 pt.	8	40½"	24"	22½"	Dri-Eaz	F232-GG	4AYF6
170 pt.	242 pt.	10.5	40½"	23"	24"	Dri-Eaz	F411	6UFY3



No. 2MRV1



Industrial/Commercial Dehumidifiers

- Ambient temp. range: 40° to 95°F
- 20-ft. drain hose
- Washable air filter

For areas with extreme moisture problems. No. 3H356 features 2-speed fan, humidistat, overflow protection with indicator light, and painted steel cabinet with fold-down handle and 4 casters. No. 5E822 features automatic condensate pumps with 15-ft. vertical lift, on-demand pump purge switch, hour meter, and illuminated On/Off switch. Painted steel cabinet has an access panel for cleaning coils, nonmarking wheels, and power cord storage. All models are UL Listed and CSA Certified. No. 3H356 is also CE Certified.

Cap./24 Hrs. @ 60% RH	Cap./24 Hrs. @ 90% RH	Amps	H	W	D	Mfr. Model	Item No.
60 pt.	101 pt.	5	20¾"	17½"	13½"	GD55S	3H356
60 pt.	124 pt.	5.9	36¾"	21¾"	23¾"	GDC124CS	5E822



No. 3H356



No. 5E822



No. 2NYE3



No. 13J019



No. 4YE74



No. 4YE66



No. 4Z906

Dayton



Portable Wet/Dry Vacs

Efficient, single-stage bypass motors provide powerful pickup. Durable, rustproof, dent-resistant tanks stand up to tough use.

1.5-Gal. Wet/Dry—Features onboard tool storage with 6-ft. hose, crevice tool, utility nozzle, dusting brush, dry disc filter, foam sleeve, and 18-ft. power cord.

2.5-Gal. Toolbox Wet/Dry—Features single-stage motor and a dent-resistant, rustproof tank. Includes 4-ft. x 1.25" hose, dusting brush, utility nozzle, and crevice tool. Vacuum detaches from toolbox for portable cleaning. 18-ft. power cord. Toolbox features a full storage tray with removable partitions and a large, fold-away handle.

3-Gal. Quiet Canister Wet/Dry—Motor housing is designed for quiet operation. Compact, lightweight design with integral cord wrap, 18-ft. power cord, and 4-caster dolly system. Includes 7-ft. Lock-On® hose, 2 extension wands, 12" deluxe swivel nozzle with brush and squeegee inserts, utility nozzle, crevice tool, round brush, foam sleeve and cartridge filter, and collection filter bags.

Portable Hand Vacuum—Lightweight, dry pickup-only vac includes adjustable shoulder strap, removable soft snout with wide mouth for direct cleaning, 3-ft. x 1¼"-dia. hose, utility nozzle, crevice tool, and filter bag. 18-ft., 3-conductor cord.

Description	Tank Type	Peak HP	Amps @ 120V	Air Flow	Static Pressure	Item No.
Vacuums						
1.5-gal. Wet/Dry	Poly	2	7.4	120 cfm	52"	2NYE3
2.5-gal. Toolbox Wet/Dry	Plastic	3.5	7.5	135 cfm	53"	13J019
3-gal. Quiet Canister Wet/Dry	Poly	4.5	8	180 cfm	62"	4YE74
6-gal. Wet/Dry	Poly	2	7.4	100 cfm	80"	4YE66
Portable Hand Vacuum	—	1.5	6.8	60 cfm	52"	4Z906
Filters and Bags						
Foam Sleeve for Nos. 4TB90, 2NYE3, 2NYE4, and 4UAC7						5X879
Filter for Nos. 2NYE3 and 2NYE4						6H008
Heavy-Duty Cartridge Filter						2W435
Portable Vac Cartridge Filter and Foam Sleeve Pkg. for Nos. 1VHF8, 4TB89, 4YE74, 13J019, 13J020, 13J021						4TB95
Collection Bag for No. 4YE74						4YJ85
Portable Vac HEPA Filter for Nos. 1VHF8, 4TB89, 4YE74, 13J019, 13J020, 13J021						6AKY8
Vacuum Head						4YE63



No. 3VE18



No. 3VE19



No. 3VE21



No. 1UG91



Contractor High-Airflow Wet/Dry Vacs

- Poly tank with top handle
- Quiet operation motor housing
- Onboard tool storage
- Convertible blower port

Feature a single-stage bypass motor, easy access On/Off switch, cord wrap, and 2-latch lid for easy emptying. Lock-On® positive connection hose system; high-quality cartridge filter and foam sleeve.

Tank	Peak HP	Amps @ 120V	Average Brush Life	CFM @ 2.5" Orifice	Static Pressure	Wet Cap.	Dry Cap.	Power Cord Length	Item No.
6 gal.	3.5	8.1	400 hr.	145	58"	2.25 gal.	4.25 gal.	12 ft.	3VE18
8 gal.	4.5	10.8	400 hr.	185	58"	2.5 gal.	6.25 gal.	12 ft.	3VE19
16 gal.	6.5	12.0	500 hr.	210	60"	8.25 gal.	14 gal.	18 ft.	3VE21
22 gal.	6.5	12.0	500 hr.	210	60"	14.5 gal.	20 gal.	18 ft.	1UG91



Hotel Wet/Dry Vacs

Innovative and economic long-life brush design features a 2-stage bypass motor for up to 1800 hr. of motor operation. Include set of 1.5"-dia. cleaning tools, 10 ft. x 1.5" lock-on hose, 2 metal extension wands, multisurface floor nozzle, crevice tool, utility nozzle, dusting brush and 14" wet/dry floor nozzle, HEPA cartridge filter, and high efficiency collection filter bag.



No. 22XJ61



No. 22XJ62

Tank	Tank Type	Peak HP	Amps @ 120V	Average Brush Life	CFM @ 2.5" Orifice	Static Pressure	Wet Capacity	Dry Capacity	Power Cord Length	Item No.
4 gal.	Stainless Steel	2	8.0	1800 hr.	100	80"	1.25 gal.	3.25 gal.	35 ft.	22XJ61
6 gal.	Plastic	2	8.0	1800 hr.	100	80"	3.5 gal.	3.5 gal.	35 ft.	22XJ62



Hot Water Circulating Pump

- **Max. Operating Pressure: 150 psi**
- **Max. Temp: 230°F**

Designed for use in water circulation and in hydronic heating systems. Cast iron pumps are designed to pump glycol and water solutions up to 50% in domestic and light commercial closed loop hydronic heating systems. Flanges not included.

HP	No. of Speeds	Loop Config.	Voltage	Phase	Inlet/Outlet Size	Face to Face Dimension	Max. GPM @ Head	Best Efficiency GPM @ Head	Min. GPM @ Head	Shut-Off	Housing Material	Mfr. Model	Item No.
1/8	3	Closed	115	1	1 1/4"	6 3/8"	18 gpm @ 1 ft.	8 gpm @ 10 ft.	0 gpm @ 18 ft.	18 ft.	Cast Iron	ASTRO 230CI	32UN13



No. 4RD04



Cast-Iron Water Circulating Pumps

- **115V**

Single-phase; thermally protected pumps are not for use in potable water systems.

Wet Rotor Recirculating—

- **Max. working pressure: 150 psi**
- **Max. working temp.: 240°F**
- **Maintenance Free**

DuraGlide bearing system helps provide high starting torque for dependable seasonal start-ups. Self-cleaning particle shield protects shaft and bearings from start-up debris. Closed impeller design ensures efficient operation. Ceramic shaft, carbon bearings, and high-nickel stainless steel rotor.

3-Pc. Oil-Lubricated Booster—

- **Max. working pressure: 125 psi**
- **Max. working temp.: 225°F**

Flexible 3-pc. spring design coupler permits quiet operation. Sleeve bearings constantly circulate oil over bearing surfaces. Mechanical seal. Close centrifugal impeller/body tolerances minimize water slippage.



No. 4RD16

HP	Inlet/Outlet	Face to Face Dim. (in.)	Shut-Off (ft.)	GPM @ Head (ft.)			Mfr. Model	Item No.
				Max.	Best	Min.		
Wet Rotor Circulating Pump								
1/25	Flanged	6 3/8"	15	20.6 @ 1 ft.	10 @ 7 ft.	10 @ 8	NRF-22	4RD04
3-Pc. Oil-Lubricated Booster Pump								
1/12	Flanged	6 3/8"	8	32 @ 1 ft.	17 @ 6 ft.	9 @ 8	SERIES 100	4RD16



No. 4PC90



Cast-Iron Hot Water Circulating Pumps

- **115V**
- **Max. working pressure: 125 psi**

Maintenance-free in-line pump with Noryl® impeller. Replaceable cartridge contains all moving parts, and the motor is impedance-protected. Not for use in potable water systems.

HP	Inlet/Outlet	Face to Face Dim.	Shut-Off	Max. Temp.	GPM @ Head			Mfr. Model	Item No.
					Max.	Best	Min.		
1/25	Flanged	6 3/8"	10 ft.	240°F	21 gpm @ 1 ft.	12 gpm @ 7 ft.	4 gpm @ 9 ft.	007-F5	4PC90
1/8	Flanged	6 1/2"	30 ft.	230°F	31 gpm @ 1 ft.	16 gpm @ 17 ft.	6.5 gpm @ 25 ft.	0011-F4	4PC78



Indoor and Outdoor Overhead Electric Infrared Heaters

For spot and area heating; quartz lamp models may also be used for snow and ice control. Anodized aluminum reflectors maximize infrared radiance and improve heat output. Recommended mounting height is 8 to 12 ft. All heaters are ETL Listed for U.S. and Canada.


Note: Multiple heaters may be required to achieve required watts for desired coverage. For an item's heat coverage and watt/sq. ft. details, search Grainger.com® by Grainger Item Number.

Indoor/Outdoor, Quartz Tube Heating Element—Each includes mounting chains and 6-ft. 14/3 cord. No. 3WA97 includes plug.

Indoor/Outdoor, Red Quartz Lamp Heating Element—Specialized red-lamp heating element provides glare reduction. Requires 6" conduit and NEMA 4 enclosure (not included) to make all wire connections.



No. 2KDC1



No. 3WA95

Watts	BtuH Output	Volts	Amps @ 1 Phase	Beam Pattern	No. of Lamps	H	W	Mfr. Model	STEEL		STAINLESS STEEL	
									Item No.	L	Item No.	L
Indoor/Outdoor, Quartz Tube												
1500	5120	120	12.50	60°	1	6½"	5¾"	OCH-46-120V	3WA97	41"	2KDA8	44¾"
3000	10,236	208	14.40	60°	1	6½"	5¾"	OCH-57-208V	3WA98	52"	2KDA9	55¾"
3000	10,236	240	12.50	60°	1	6½"	5¾"	OCH-57-240V	3WA99	52"	2KDC1	55¾"
Indoor/Outdoor, Red Quartz Lamp												
1600	5460	208	7.70	30°	1	4½"	5¾"	RPH-208-A	—	—	3WA95	24"

Solaira[®]

Alpha Series Electric Patio and Zone Heaters

- 92% energy conversion with no CO₂ or NO_x emission
- Indoor/outdoor rated for wet or dry conditions

Infrared technology warms people and objects, not the air, and is not affected by wind or draft. The sleek design fits into any decor. Controllable, directional heat is great for patios, outdoor waiting areas, valet and concierge stations, gate houses, driving ranges, and shipping areas. Modular design lets engineers adjust heating loads as needed. Body and mounting brackets are powder-coated aircraft aluminum; stainless steel mounting hardware. Safety grilles are included and lamps are installed.



No. 11Z934

Wattage (kW)	BtuH	Volts	Amps @ 1 Phase	No. of Lamps	H	W	L	Item No.
Wall, Ceiling, or Suspended Mount, 50° Beam Pattern								
1.5	5120	120	12.5	1	9"	9"	16"	11Z934
1.5	5120	240	6.25	1	9"	9"	16"	11Z935
2.0	6824	240	8.33	1	9"	9"	16"	11Z936
3.0	10,236	240	12.5	2	9"	9"	32"	11Z937
4.0	13,648	240	16.66	2	9"	9"	32"	11Z938
6.0	20,472	240	25	3	9"	9"	48"	11Z939
Fixed Mount (Includes 7-Ft. Post, Bracket, and Heater), 50° Beam Pattern								
3.0	10,236	240	12.5	2	84"	9"	32"	11Z940
Fixed Mount (Includes 7-Ft. Post, Bracket, and Heater), 50° Beam Pattern								
4.0	13,648	240	16.66	2	84"	9"	32"	11Z941



No. 11Z937

Replacement Parts are available; call 1-800-GRAINGER (472-4643) or see Grainger.com®.



No. 1TGP9



No. 12H007



Patio Heaters

- Piezo ignitor
- Adjustable heat control
- Polished aluminum reflector

Stylish, portable patio heaters are ideal for outdoor venue. Functional heaters provide a steady flow of warmth. Fail-safe pilot system with easy On/Off tank access. High-output and fuel-efficient conical burner with emitter grids. CSA Certified.

Dayton®—Have tip-over switch and millivolt pilot flame sensor. LP units have tank cabinets that lift up for easy cylinder changes.

Crown Verity—Feature safeguard shutoff and antitilt cut-off switch.

Gas Type	Finish	BtuH Input	Heating Area	Requires	Heat Pattern	H	Dia.	Includes	Mfr. Model	Brand	Item No.
LP	Black Powder Coated	41,000	202 sq. ft.	20-lb. LP Tank	10 ft. Radius	84 1/8"	32"	LP Tank Regulator	—	Dayton	1TGP9
LP	Stainless Steel	45,000	12 to 20 sq. ft.	20 or 30 lb. Propane Tank	3 1/2 to 4 1/2 ft. Radius	90"	34"	Wheel Kit	CV-2650-SS LP	Crown Verity	12H005
LP	Silver Veined	45,000	12 to 20 sq. ft.	21 or 30 lb. Propane Tank	3 1/2 to 4 1/2 ft. Radius	90"	34"	Wheel Kit	CV-2650-SV LP	Crown Verity	12H006
LP	Antique Bronze	45,000	12 to 20 sq. ft.	22 or 30 lb. Propane Tank	3 1/2 to 4 1/2 ft. Radius	90"	34"	Wheel Kit	CV-2650-AB LP	Crown Verity	12H007
NG	Stainless Steel	45,000	12 to 20 sq. ft.	Natural Gas	3 1/2 to 4 1/2 ft. Radius	90"	34"	10 ft. Quick Disconnect Gas Hose	CV-3050-NG	Crown Verity	12H008



No. 21MK93

Gas-Fired Infrared Stainless Steel Patio Heaters

- Stainless steel housing

Uniform infrared pattern quickly heats people, objects, and the surrounding air. Wind- and rain-protected design with aluminum grille. Constructed with water-resistant electrical components. Include mounting brackets. Good for restaurant patios, entryways, porches, mezzanines, vestibules, etc., and outdoor residential use.

Note: Winds in excess of 5 mph may require additional heaters to obtain desired comfort levels.

WARNING: Use in well-ventilated or open areas and always observe published clearances to combustibles.

Gas Type	BtuH Input	H	W	L	Heating Area	Item No.
LP	31,000	12"	9 1/2"	49 1/4"	82 1/2 sq. ft.	21MK94
NG	34,000	12"	9 1/2"	49 1/4"	82 1/2 sq. ft.	21MK93



Patio Evaporative Cooling Unit

Specially engineered to cool patios for outdoor dining, entertaining, or anywhere people gather. Offers 360° of unobstructed airflow. Features include digital control panel, low-water shutoff, timer, auto or manual water fill, adjustable louvers, cord management system, and casters for easy tilt-and-roll movement.



Blade Dia.	Cooling Cap.	Air Flow	Water Cap.	H	W	D	Item No.
12	700 sq. ft.	3000 cfm	20 gal.	80"	24"	24"	16W250



Exterior Shades

Solar shades help block the sun, indoors or out, from patios, pergolas, porches and windows. Include mounting hardware. All series, except Silver Series, include an installation template.

Silver—Economical, cord-operated shades made of standard-grade PE fabric. No valance.

Diamond Plus—Cord-operated shade of premium-grade PVC fabric. Includes valance.

Titanium Plus—Pole-operated shade of premium-grade PVC fabric. Includes valance.

Elite Plus—Remote-controlled shade of premium-grade PVC. Includes valance.

►CHOOSE: Fabric Color	Fabric Drop	48"W Overall		72"W Overall		96"W Overall		120"W Overall	
		Item No.	Fabric Width	Item No.	Fabric Width	Item No.	Fabric Width	Item No.	Fabric Width
Silver Series									
Monterey, Cabo Sand	72"	H9754	46 ³ / ₄ "	H9755	70 ¹ / ₈ "	H9756	94 ³ / ₃₂ "	—	—
Diamond Plus Series									
Maui, Tropic, Caribbean, Kona	96"	H9757	46 ³ / ₈ "	H9758	70 ³ / ₈ "	H9759	94 ³ / ₈ "	H9760	118 ³ / ₈ "
Titanium Plus Series									
Maui, Tropic, Caribbean, Kona	96"	H9765	45 ³ / ₈ "	H9766	69 ³ / ₈ "	H9767	93 ³ / ₈ "	H9768	117 ³ / ₈ "
Elite Plus Series									
Maui, Tropic, Caribbean, Kona	96"	H9761	46 ³ / ₈ "	H9762	70 ³ / ₈ "	H9763	94 ³ / ₈ "	H9764	118 ³ / ₈ "



Maui
72% UV Protection



Monterey
88% UV Protection



Cabo Sand
88% UV Protection



Tropic
85% UV Protection



Caribbean
90% UV Protection



Kona
90% UV Protection



Winter Furniture Covers

Durable, water-resistant covers protect furniture from rain, dirt, ice, and snow. Breathable polyester fabric will not crack or peel like vinyl. Won't scratch furniture. All covers, except Nos. 34CR98 and 34CR86, feature a spring-loaded cinch that keeps covers snug against furniture. Machine washable. Handy storage pouch.

Umbrella—No. 34CR98 fits 9-ft. to 11-ft. market umbrellas. No. 34CR86 fits 10-ft. to 13-ft. cantilever-style umbrellas.

High Back Chair—Includes elastic.

Chaise Lounge—Includes elastic.

Round Table, Chairs—Includes chair ties and hook-and-loop umbrella closures. No. 34CR67 fits a 48" round table and chairs. No. 34CR54 fits a 54" round table and chairs.



No. 34CR67



No. 34CR86

For Use With	Cover Dim.	Item No.
Umbrella	72"L	34CR98
Umbrella	118"L	34CR86
High Back Chair	27"W x 30"D x 36"H	34CR97
Chaise Lounge	80"L x 30"W x 27"H	34CR83
Round Table, Chairs	84" dia. x 36" Drop	34CR67
Round Table, Chairs	92" dia. x 36" Drop	34CR54



Cantilever Umbrella
No. 34CR24



Market Umbrella
No. 34CR35



No. 34CR33



No. 34CR42



Umbrellas

Create shaded areas with umbrellas. Single wind vent allows air to escape and prevents wind damage. Integral crank open/close, tilt mechanism, and aluminum poles on all umbrellas, except for Nos. 34CR37, 34CR35, and 34CR36.

Cantilever—Get optimal shade without worrying about the pole at your table.

Auto-Tilt Market—Rectangular umbrellas great for oval and rectangular tables.

Push-Button Market—Pushbutton gently opens umbrella to full span. Locking pin holds in place. Steel pole.

Base—Features a cast-aluminum shell with cast-iron center. 20²⁹/₃₂" dia.

Base Weights—Set of four 35-lb. resin weights conveniently sit inside the arms of the cross base. Bronze-colored resin.

Color	Fabric Material	H	Size	Item No.
Cantilever Umbrellas				
Terra Cotta	Olefin	108½"	10 ft. dia.	34CR24
Champagne	Olefin	108½"	10 ft. dia.	34CR23
Terra Cotta	Sunbrella Acrylic	118 ⁴⁵ / ₆₄ "	10 ft. x 10 ft.	34CP91
Beige	Sunbrella Acrylic	118 ⁴⁵ / ₆₄ "	10 ft. x 10 ft.	34CP90
Auto-Tilt Market Umbrellas				
Terra Cotta	Olefin	109"	8 ft. x 10 ft.	34CR20
Champagne	Olefin	109"	8 ft. x 10 ft.	34CR18
Stone	Olefin	109"	8 ft. x 10 ft.	34CR19
Push-Button Market Umbrellas				
Terra Cotta	Olefin	98"	9 ft. dia.	34CR37
Champagne	Olefin	98"	9 ft. dia.	34CR35
Stone	Olefin	98"	9 ft. dia.	34CR36
Umbrella Base				
Bronze, 50 lb.	—	—	20 ⁹ / ₁₆ "-dia.	34CR33
Umbrella Base Weight				
Bronze, 120 lb.	—	—	38"-dia.	34CR42



No. 6DVJ7



No. 6DVK2



No. 6DVK3



No. 6DVJ6



No. 6DVK5



Commercial-Grade Resin Chairs and Tables

Heavy-duty outdoor furniture constructed of molded melamine is weather-resistant and durable. Heat-, burn-, and scratch-resistant material will not rust, fade, chip, or stain. 400-lb. weight capacity.

Market Umbrellas—Provide shade and protection from the elements in outside food areas. 2-pc. wooden construction includes corrosion-resistant brass connectors, durable and color-fast canopy fabric, 8 ribs and a wind vent.

Umbrella Bases—Secure umbrellas to tables. Nos. 6DVH3 and 6DVJ1 are cement-filled and feature molded anchor bolt holes to secure base to deck. U.V. resistant and easy to clean with soap and water. Nos. 6DVH4 and 6DVJ2 are optional rings for additional support. Nos. 6DVJ5 and 6DVK1 are sand or water filled and feature nonmarring resin glides.



No. 6DVH1



No. 6DVL5



No. 6DVH0

Type	Color	D	W	H	Dia.	Item No.
Armchairs						
Fanback	White	23½"	23½"	36"	—	6DVG9
Highback	Bronze Mist	24"	23"	34"	—	6DVJ7
Ladder Back	Amazon Green	24"	24"	34"	—	6DVK2
Lowback	Sandstone	22½"	21"	31¼"	—	6DVJ3
Open Mesh Back	Metal Green	22"	23"	36"	—	6DVK3
Wicker Weave	Bronze Mist	17"	20½"	35"	—	6DVJ6
Wicker Weave	White	17"	20½"	35"	—	6DVH5
Bistro Sidechairs						
Highback	Amazon Green	20"	17"	35"	—	6DVK5
Highback	White	20"	17"	35"	—	6DVK4
Chaise Lounges						
Adjustable	Sandstone	75"	27"	12"	—	6DVH9
Adjustable	White	75"	27"	12"	—	6DVH1
Folding Tables						
Round	Bronze Mist	—	—	29"	38"	6DVJ8
Square	Bronze Mist	32"	32"	29"	—	6DVL5
Tables						
Round	White	—	—	29"	46"	6DVH0
Side Tables						
Low	Bronze Mist	17"	17"	15"	—	6DVK0
Low	Sandstone	17"	17"	15"	—	6DVJ0
Low	White	17"	17"	15"	—	6DVH2
Market Umbrellas						
7 ft.	Forest Green	—	—	76½"	—	6DVL7
9 ft.	Forest Green	—	—	76½"	—	6DVL9
7 ft.	Sand	—	—	76½"	—	6DVL8
Color	Base Dia.	Stem Height	Weight	Item No.		
Optional Umbrella Table Base Rings						
White	20"	—	35 lb.	6DVH4		
Sandstone	20"	—	35 lb.	6DVJ2		
Umbrella Bases						
White	20"	10"	35 lb.	6DVH3		
Sandstone	20"	10"	35 lb.	6DVJ1		
Sandstone	21"	13"	Up to 40 lb. When Filled	6DVJ5		
Black	21"	13"	Up to 40 lb. When Filled	6DVK1		



No. 6DVJ0



No. 6DVL7 with base No. 6DVK1



No. 11C539



No. 5NY99



No. 4XMA6



Portable Canopies and Shelters

• UV blocking

CANOPIES (TOP AND FRAME)

Universal Multiuse Canopies—Powder-coated steel frames. Optional Solid Wall Kits for No. 11C539 are sold separately. No. 11C543 has 8 legs and 2" dia., 20-ga. frame. No. 11C544 has 10 legs and 2" dia., 20-ga. frame.

Instant Canopy—Height adjusts in 3 1/8" increments, up to 1 ft. White color; water, flame, and mildew resistant. Optional Wall and/or Wall and Floor Kits are sold separately. Includes roller bag and anchor kit.

Optional Solid Wall Kit is sold separately at Grainger.com®.

SHELTER (INCLUDES WALLS)

Features strong, commercial-grade aluminum frame with twist-lock button sliders that lock the frame in place. Includes a heavy-duty 500-denier polyester top and a double-handled roller bag for easy portability.

Description	Dim.		Frame Material	Center Height	Color	Material	Item No.
L	W						
Canopies (Top and Frame)							
Multiuse Canopies	20 ft.	10 ft. 8"	Steel	9 ft. 9"	White	6 oz. UV Polyethylene	11C539
Multiuse Canopies	20 ft.	18 ft.	Steel	11 ft. 4"	White	6 oz. UV Polyethylene	11C543
Multiuse Canopies	26 ft. 7"	18 ft.	Steel	11 ft. 4"	White	6 oz. UV Polyethylene	11C544
Instant Canopies	10 ft.	10 ft.	Steel	7 ft. to 8 ft.	White	300D UV Polyester	5NY99 *
Shelter (Includes Walls)							
Peak-Top Shelter	9 ft. 8.5"	10 ft.	Aluminum	10 ft. 4" to 11 ft. 5"	White	500D UV Polyester Top, 75D UV Polyester wall	4XMA6
Canopy Accessories							
Elastic Bungees, Holds Canopy to Frame, Pkg. of 50					White	Elastic	11C551

* Meet CPAI-84 fire rating standards.



Outdoor Bench

• Ships unassembled

This outdoor bench is a great addition to any outdoor venue where your guests can sit down and relax. 11-ga. steel bench with cast-iron legs has a thermoplastic coating that withstands most harsh environments and eases graffiti removal.


Type	Top W (in.)	Top Length (in.)	Top Height (in.)	Load Rating (lb.)	Item No.
Bow Pattern	27	48	39	300	13P987



Pine Benches

Portable benches feature 6" overhang to guard against tipping and up ending. 6-ft. long with a galvanized frame finish. Suitable for parks, locker rooms, and baseball and soccer fields.

Description	Item No.
Pine Bench, 30" H x 72" L x 21" D	4HUA7
Pine Bench, 30" H x 96" L x 21" D	4HUA8



No. 4HUT5



Metal Mesh Benches

• Ship unassembled

Easy-to-clean thermoplastic coating withstands most harsh environments, and permits easy graffiti removal. Galvanized steel understructure is black powder-coated, with sled-based legs. Expanded metal is 9-ga.

Description	Top W (in.)	Top Length (in.)	Top Height (in.)	Color	Item No.
With Backrest	24	96	31	Green	4HUT5
Without Backrest	15 1/4	72	16 1/2	Blue	4HUU6



No. 33X824



No. 33X833



Industrial Bicycles and Accessories

Comfortable, durable cycles include 21" x 15" x 9" wire basket.

Bicycles—Feature fork and chain plus full fender and chain guard. Include fully welded, high-tensile steel frame with wide saddle, aluminum wheels, and kickstand.

Tricycles—Include jumbo saddles and front/rear fenders with chain guard.

Bike Racks—Portable racks are easy to set up and are corrosion resistant.



No. 13R026

Description	Wheel Dia.	Brake	Spokes	Brand	Item No.
Bicycles					
Bicycle, Front Basket, Puncture Resistant Tubes	26"	Shimano Coaster	12 ga.	GA	33X824
Lady's Bicycle, Front Basket, Puncture Resistant Tubes	26"	Shimano Coaster	12 ga.	GA	33X830
Tricycles					
Tricycle, Rear Cabinet, Puncture Resistant Tubes	24"	Front Linear Pull, Rear Shimano Coaster	11 ga.	GA	33X833
Tricycle, Rear Basket, Solid Tire Tubes	24"	Front Linear Pull, Rear Shimano Coaster	11 ga.	GA	33X829
Tricycle, Rear Basket, Puncture Resistant Tubes	24"	Front Linear Pull, Rear Shimano Coaster	11 ga.	GA	33X825
Tricycle, Rear Basket, Puncture Resistant Tubes	24"	Shimano 3 Spd with Coaster Brake	11 ga.	GA	33X832
Bike Racks					
Double Sided Bike Rack, Holds (10) Bikes, Galvanized Finish	—	—	—	UltraPlay	13R026
Single Sided Bike Rack, Holds (9) Bikes, Powder Coated Finish	—	—	—	Madrax	8RHK8

MIGHTY LIFT™


Industrial Electric Scooter

Reliable scooter features a powerful 350W brushless maintenance-free motor and batteries and dustproof and waterproof plug-and-play wiring design. Also includes wire basket, horn, 3 main wheels, and 2 antitip wheels.

See Grainger.com® for parts and accessories.



H	L	W	Max. Distance	Item No.
52"	40"	27"	28 mi.	20YV86



Brown

Gray

speco technologies

Outdoor Speakers

Great quality all-weather speakers are ideal for entertaining guests at outdoor venues. Rock design blends seamlessly into any outdoor environment. Feature a mica woofer and PEI tweeter. Include transformer.

Watt (RMS)	Max. Wattage	Frequency Response	Overall H (in.)	Overall W (in.)	Overall Length (in.)	►CHOOSE: Enc. Color	Item No.
40	60	90Hz to 20kHz	14	13	13	Brown, Gray	G4033



No. G4035

No. G4036

No. G4037


speco technologies

Outdoor Speakers

- All-weather
- 11"H x 7"W x 6¾"L

Feature durable ABS plastic enclosures and mesh aluminum grilles for protection. Adjustable brackets allow multiple mounting options. Polypropylene woofer and silk dome tweeter. 8 ohm. Pkg. of 2. No. G4036 includes mesh aluminum grills for protection.

Watt (RMS)	Max. Wattage	Sensitivity (dB)	Frequency Response	►CHOOSE: Enclosure Color	Item No.
Speakers With Transformer					
50	100	90dB 1w/1m	60Hz to 20kHz	Black, White	G4035
Speakers					
40	80	88 dB 1 w/1m	75Hz to 20kHz	Black, White	G4036
50	100	90dB 1w/1m	60Hz to 20kHz	Black, White	G4037



No. 5KZG3

No. 2KJN9

No. 4GFJ2

speco technologies



In-Ceiling Speakers

For music or paging. Mounting brackets are required. No. 5KZG3 includes brackets. No. 4GFJ2 can use Mounting Support No. 4GFJ4 or Flush Enclosure No. 4GFJ5, sold separately on Grainger.com®. Ceiling supports for No. 2KJN9 sold separately on Grainger.com®.

8 ohm and 70V—Includes fire-retardant metal back can, quick-snap terminal connections, 70V transformer dial, mounting brackets, metal safety loop, and ported bass. Enclosure is UL 1480 Fire Rated.

25/70.7V and 70V—Feature 5 built-in wattage tap settings.

Watt (RMS)	Max. Wattage	Sensitivity (dB)	Frequency Response	Woofer Dia. (in.)	Woofer Composition	Tweeter Dia. (in.)	Tweeter Composition	Overall H (in.)	Overall W (in.)	Overall Length (in.)	Brand	Mfr. Model	Item No.
8 ohm and 70V													
40	80	87db	60Hz to 20,000Hz	6½	Polypropylene Woofer	¾	Silk Tweeter	7¾	10¼	10¼	Speco Technologies	SP6NXCTUL	5KZG3
25/70.7V													
12	12	94	65Hz to 17,000Hz	8	Molded Paper Fiber	—	—	2½	12⅞	12⅞	Quam-Nichols	C5/BU/W	4GFJ2
70V													
10	15	—	85Hz to 20,000Hz	8	Polypropylene	—	—	3½	13	13	Speco Technologies	G86TCG	2KJN9



No. 2EUK4



Quick-Install Speaker Assemblies

- 70/25V pigtail leads

Lay-in ceiling mount replaces a standard 24"-square ceiling tile. Feature 8"-dia. molded paper fiber woofers. No. 5MWG0 includes volume control.

Watt (RMS)	Max. Wattage	Sensitivity (dB)	Frequency Response	Overall H (in.)	Overall W (in.)	Overall Length (in.)	Mfr. Model	Item No.
12	12	96	65Hz to 17,000Hz	3⅞	23¾	23¾	System 12	2EUK4
12	12	96	65Hz to 17,000Hz	3⅞	23¾	23¾	SYSTEM 12/VC	5MWG0

speco technologies

Talk-Back Mobile Amplifier

Allows 2-way communication by transforming existing speakers into remote microphones. Plugs into cigarette lighter adapter for remote DC power.

Inputs	Mfr. Model	Item No.
1 Auxiliary Audio Jack	PAT20TB	2KJU1



speco technologies



Volume Controls

Wall-mount devices allow volume control between amplifier and speakers.



Description	Impedance (ohms)	Frequency Response	Brand	Item No.
Slider Volume Control, 100 Max. Wattage	8	20Hz to 20kHz	Speco Technologies	2KJP7
Rotary Volume Control, 20 Max. Wattage	25/70V	50Hz to 15Khz	Quam-Nichols	5MWF9

speco technologies

Horn Speakers

Designed for telephone and microphone paging in loud environments, both indoors and out. Mounting brackets and hardware included.



Watt (RMS)	Max. Wattage	Sensitivity (dB)	Frequency Response	Overall H (in.)	Overall W (in.)	Overall Length (in.)	Mfr. Model	Item No.
ABS Plastic (8 ohms)								
15	30	110	200 to 15,000Hz	4	6	8	SPC12RP	3CWX1
ABS Plastic (70/25V)								
15	32	120	250 to 15,000Hz	11	6½	13	SPC40RT	3CWX2
Aluminum (8 ohms)								
40	75	120	130 to 15,000Hz	15	15	13	SPC30	3CWX3



Trigger Grabber

Uses rotating head, powerful claws, and magnetic tip to pick up bottles, cans, and garbage and retrieve out-of-reach items. Durable steel construction with ergonomic grip.



L	Item No.
32"	13R142



Trash Picker

Sharp tool pierces paper debris and cans without bending. Durable, lightweight steel tubing with ergonomic nylon plastic grip.



L	Item No.
42"	3UP50



VIDEO AVAILABLE on Grainger.com®

GRAINGER APPROVED



United States Flags

Made in the USA with embroidered stars and reinforced lock-stitched stripes. Brass grommets. Nylon flags provide the best UV resistance and fly in the lightest breeze.

Flag Height	Flag Width	Item No.
3 ft.	5 ft.	3JN76
4 ft.	6 ft.	3JN77
5 ft.	8 ft.	3JN78

Annin FLAGMAKERS

Flag Pole and Accessories

Ground Mount Flag Pole has 3-ft. galvanized steel corrugated ground sleeve with attached lightning strike. Features 5" gold aluminum ball ornament with capstyle aluminum revolving truck with single pulley and polypropylene halyard. Includes 9" aluminum cleat with (2) screws and (2) bronze swivel flag snaps.

No. 5JFA4

Description	Item No.
Ground Mount Flag Pole, 30 ft. H	5JFA4
Cleat, A-9, 9" L	5JFC4
Snap Hook, 2½"H, ¾" L	5JFC7
Flag Staff Holder, 3"H, 3" L	5JGD1



LEVITON

**Evr-Green®
Electric Vehicle
Charging Station**

Networked charging station offers fleets, municipalities, and organizations highly reliable, plug-in electric vehicle charging that drivers need. Easy-to-use station provides multiple power options, while integrating aesthetics and ergonomics with durable construction. Includes GPRS modem (for use only in the United States). Ideal for fleet and light commercial applications.



Description	Dim.	Mfr. Model	Item No.
Level 2 Fleet Wall-Mount Gateway Station without RFID Reader	22.10"H x 22.00"W x 4.80"D	CTVUN-S30	12Y163

**Schneider
Electric**

**Electric Vehicle
Charging Station**

Convenient charging stations are durable enough to be mounted outdoors for daily, all-season charging of your vehicles. Feature 2 connectors, integral ground fault interrupter, automatic recovery and restart after ground fault interrupt or main power loss, and ground monitor. User-friendly LEDs display station status including charging, fault, and power. Suitable for commercial and residential applications.



Description	Dim.	Mfr. Model	Item No.
Pedestal Mount	56 1/8"H x 13"W x 6 3/4"D	EV230PDR	11X297



**Electric Vehicle
Charging Station**

Offers level II charging for reduced charging times and LED status indicator lights that make stations easy to use. Modern, sleek design works well in any commercial, public, or retail location. WattStation Connect service offers a user friendly, cloud-based web application to manage, monitor, and maintain the charging station. You can integrate the Connect service into your existing web systems using an Application Programming Interface (API).

NOTE: Please contact your local Grainger representative for more information about ordering and accessories.



Description	Dim.	Mfr. Model	Item No.
WattStation™ Pedestal Mount Charger	51"H x 15" Dia.	EVWPR3GWXXGB	36L212



No. 2UXE3



No. 38X004



No. 3NXZ9



Battery Chargers

Manual Battery Charger—Handy charger is easy-to-use with oversized selector switches, clamp holder, rubber grip, and 2 1/4-hr. timer. Use charger exactly where you need it with attached wheels, handle, and extra-long 9-ft. AC line cord.

Microprocessor Controlled Battery Chargers/Maintainers—Feature a maintain mode that monitors the battery voltage to keep it fully charged at all times. Easy-to-operate with lighted ON/OFF switch and charger status LED indicators. Safe-start, reverse polarity, short circuit protection, thermal protection, and power-saving mode all help to keep units running smoothly. Also feature a multi-stage charging algorithm. Include heavy-duty steel case with a baked enamel finish.

No. 38X004 has a 15 to 25A cycling output current and includes 8-ga., 6-ft. long output cables with a polarized 50A quick connect connector.

No. 3NXZ9 can charge 8 different size batteries at the same time and automatically selects from 2 to 12A output per bank. Include 8 detachable 6-ft. cables with 75A color-coded clamps and a separate digital display for each bank.

Description	Dim.	Mfr. Model	Item No.
Manual Battery Charger			
For 6, 12, and 24V Batteries	19 3/4"H x 14 3/8"W x 15 1/2"D	PSW-61224	2UXE3
Microprocessor Controlled Battery Charger/Maintainer			
For 36V Lead-Acid Batteries	10 3/4"H x 11"W x 14"D	INC-3625	38X004
For (8) 12V Lead-Acid, Deep Cycle, AGM, and Gell Cell Batteries	12"H x 19 1/4"W x 12"D	INC-812A	3NXZ9



Tire Inflator

Properly inflated tires save money. Maintaining proper tire pressure reduces fuel consumption and maximizes tire life.



Description	Includes	Item No.
Heavy-Duty 12V Tire Inflator	Canvas Bag and Adapters for inflatables, 16 Ft. Green Coiled Air Hose With Twist-connect	33M154



No. 5NLG6



Litter Vacuums

- 6.5HP/190CC
- 1.6 qt. fuel tank

All models feature Honda engines and are suitable for leaf, litter, and debris removal in residential or commercial applications. Nos. 5NLG6 and 5NLG7 feature a 5-blade serrated impeller, zipperless 40-gal. mesh turf bag with fasteners, dust skirt, and 12" wheels that allow maneuvering in tight spaces. 4-position height adjustment on handle. Clean up to 35,640 sq. ft./hr. No. 5NLG6 is for hard surfaces, No. 5NLG7 is single-speed for turf or hilly areas. No. 5NLG8 is 3-speed with a 6-blade impeller, and a top-fill design with a 40-gal. mesh turf bag. 14" wheels allow maneuvering over uneven areas. Micro-adjustable height control. Cleans up to 45,000 sq. ft./hr.

Cleaning Path	Mfr. Model	Item No.
Push		
27"	KV650H	5NLG6
Self-Propelled		
27"	KV650SPH	5NLG7
29"	MV650SPH	5NLG8



No. 1ECE3

No. 45C137



No. 1UEP8

Car Cleaners

No. 45C137 is an ultra-absorbent microfiber wash mitt with elastic cuff for easy fit. No. 1ECE3 is a drying cloth with a sponge-like pore structure for quick drying. No. 1UEP8 is formulated to wash, shine, and protect in 1 step.

Description	Color	Brand	Item No.
Microfiber Vehicle Wash Mitt, Chenille-style, 11" x 9 1/2"	Blue	Laitner	45C137
The Absorber® Drying Cloth, 27" x 17"	Assorted	Clean Tools	1ECE3
Zip Wax® Car Wash, 64 oz.	Blue	Turtle Wax	1UEP8



No. 2CWU4



Utility Vehicle Accessories

Outfit your utility vehicle with the right tools for almost any job. Convenient lights provide additional illumination to improve your basic road safety.

No. 2CWU4—Lamps are protected by durable rubber housings and rubber adhesive magnet covers prevent the scratching of towed vehicles. Each lamp has a strong 40-lb. mounting magnet. Kit includes lamps, license plate bracket, and complete wiring and installation kit.

Description	Mfr. Model	Item No.
Replacement Trailer Light, RH	52302	2VNX1
Replacement Trailer Light, LH	52312	2VNX2
Tractor and Utility Forward Light, 12V Par 46	64941	2VPJ4
Tractor and Utility Forward Light, 24V Par 46	64491	2VPH8
Magnetic Towing Lamp Kit, Stop/Tail/Turn Lights	65402-4	2CWU4



Peel-and-Stick Solar Charger
No. 6UUH1

Peel-and-Stick Solar Chargers

Thin, lightweight solar panels with peel-and-stick backing help maintain charge and reduce depth of discharge and charging costs in electric carts. They also help increase range and extend battery life. Come complete with all materials needed for simple installation.



Max. Output	Volts AC/DC	L	W	Color	For Use With	Mfr. Model	Item No.
45W	36V	47"	35"	Black	Electric Carts	36V-Solar Cart	6UUH1
	48V	47"	35"	Black	Electric Carts	48V-Solar Cart	6UUH2



Walk-Behind Mowers

Mulching option leaves fine clippings that can stay on the lawn to retain moisture and provide nutrients while reducing removal time and expense. Feature a 3-in-1 cutting system for easy transition from mulch to bag to side-discharge. Can select 1 of 7 cutting heights with a single point, height-of-cut adjustment. 14 ga. deep-domed deck for greater cutting performance and easier cleanup. Include bag, mulch plug, and side discharge chute. 0.26-gal. fuel capacity. Self-propelled model No. 22PN93 features an overhead valve design for better fuel economy and reduced vibration; and the innovative Rite-Hite™ handlebar adjustment (3 for moving, 2 for storage) that lets you easily adjust the handle height to help reduce wrist and hand fatigue.



No. 22PN92

Drive Type	Cutting Width	Cutting Height	Displacement	Item No.
Push	21"	1 to 4"	159cc	22PN92
Self-Propelled	21"	1 to 4"	159cc	22PN93



Zero Turn Mower

- 14-ga. steel 3-blade mower deck
- Hydro-gear EZT Transmission
- Briggs and Stratton™ Pro Series V-Twin Engine

Compact mower deflects dirt and debris from the engine while cast iron pivots allow smooth movement over the lawn. Includes an easy-to-access control panel with fingertip control of the throttle, mower engagement, and cutting height. 15" mid-back seat adjusts to 5 positions and includes armrests for added comfort. 2.5-gal. fuel tank.



Cutting Width	HP	Discharge	Mfr. Model	Item No.
52"	25	Side	2691166	29FX89



Zero Turn Zoom® Mowers

- 2.5-gal. fuel tank
- 7 cutting height positions from 1" to 4"
- Kohler Twin Engine

A wide cutting width and high-performance engine allows mowers to finish large jobs quickly. EZT transaxle propels mowers at 6 mph forward, 3 mph reverse. XLerator™ deck is designed to improve cutting performance. Feature high-back seat with seat springs. Side discharge. Fully welded steel frame. Meet ANSI B71.1 standards.

Bagger—Powerful grass pumps feed clippings into the rear-mounted bags. Requires Bagger Mount Kit No. 5NUH4, sold separately on Grainger.com®.



No. 10L392



No. 5NUG7

Description	Cutting Width	HP	Discharge	Mfr. Model	Item No.
Zero Turn Zoom® Mower	42"	20	Side	915159	10L392
Zero Turn Zoom® Mower	50"	22	Side	915161	10L393
Bagger	—	—	—	815022	5NUG7

No. 1VEL1



No. 4HD63



Push and Tow Sweepers

Feature steel frames and semipneumatic wheels, and have infinite height adjustment from 0" to 2¼". No. 1VEL1 push sweeper has rustproof poly housing and 2-strap dump mechanism. No. 4HD63 tow sweeper has steel housing and rope dump mechanism.

Description	Hopper Capacity	Overall Height	Overall Width	Overall Depth	Mfr. Model	Item No.
Push	7 cu. ft.	33"	31"	52½"	45-0218	1VEL1
Tow	12.0 cu. ft.	24"	51"	67"	45-0320	4HD63



No. 20KP48



No. 6FDK7



Portable Generators

For outdoor use only.

Super Quiet Series Inverter Generator—Powerful commercial-grade OHV engine has inverter technology to reduce power interruptions and fluctuations that can damage equipment. Runs on gas only; no need to mix fuel with oil. Eco-Throttle® adjusts engine speed, depending upon load, to help increase fuel efficiency.

GP Series Generator—Features circuit breaker-protected outlets, never-flat wheels, and low-tone mufflers for quiet operation. First oil is included.

Rated Watts	Surge Watts	Amps @ 120/240V	Engine Size	Engine Brand	Starter Type	Outlets	Fuel Tank Capacity	Run Time @ Full Load	L	W	H	Brand	Item No.
Super Quiet Series Inverter Generator													
1600	2000	16.7	98.5cc	Honda	Recoil	20A Duplex	0.95 gal.	4 hr.	16¾"	20½"	11⅞"	Honda	20KP48
GP Series Generator													
5500	6875	45.8/22.9	389cc	Generac	Recoil	(2) 5-20R 120V, (1) L14-30R Twist-Lock 120/240V	7.2 gal.	5 hr./Tank	27¼"	27"	25"	Generac	6FDK7

Small Part Big Problem! 

You job just got easier. Whether it's routine maintenance or an emergency repair, the Repair Parts Center has the parts you need to get back on the job.

> Get started today at grainger.com/repairparts




High-Speed Rotary Surface Cleaner

Requires operating pressure of 2000 psi to 4000 psi and max. 10 gpm. 28" dia. professional-grade aluminum housing. Includes trigger gun with two 4½" nozzles and pneumatic tires. Suited for decks, patios, sidewalks, driveways, pool decks, and parking lots.

Max. Operating Pressure (psi)	L	W	H	Item No.
4000 psi	43"	29"	11"	3WB98





Max. Press.	Max. Flow	Max. Fluid Temp.	Inlet	Outlet	Mfr. Model	Item No.
3625 psi	6.6 gpm	140°F	3/8" FNPT	1/4" FNPT	MV2005	1MDC6
4060 psi	10 gpm	300°F	3/8" FNPT	1/4" FNPT	AL112	1MDC7
4500 psi	8 gpm	300°F	3/8" FNPT	1/4" FNPT	AL19W	1MDJ7
5075 psi	10.6 gpm	320°F	3/8" FNPT	1/4" FNPT	MV2012	1MDC8



Spray Guns

- Automatic trigger shutoff and trigger lock
- Stainless steel and brass internals
- Buna-N and PTFE seals

Weep-Style Spray Gun No. 1MDJ7 is designed to leak to protect from freezing.



Insulated Extension and Pivot Nozzle Wands

- Zinc-plated steel tubes
- 1/4" tube dia.
- Max. fluid temp.: 300°F

Molded plastic grips provide comfortable hand positioning to reduce user fatigue. Deluxe Dual Wand No. 1MDD6, features stainless steel tubes and includes a 1/4" female quick-connect nozzle coupler and soap tip.

Description	L	Max. Press.	Max. Flow	Inlet	Outlet	Mfr. Model	Item No.
Molded Grip Wand	24"	5000 psi	10.5 gpm	1/4" MNPT	1/4" MNPT	AL323X	1MDD1
Molded Grip Wand	36"	5000 psi	10.5 gpm	1/4" MNPT	1/4" MNPT	AL324XX	1MDD2
Wand Extension	24"	5000 psi	10.5 gpm	22mmMNPT	1/4" FNPT	AL248-C	1MDE2
Vented Grip Wand	48"	5000 psi	10.5 gpm	1/4" MNPT	1/4" MNPT	AL362	1MDD5
Heavy-Duty 90° Pivot Nozzle Wand	40"	4000 psi	10.0 gpm	1/4" MNPT	1/4" Q.C.	28450	5ELY9
Deluxe Dual Wand	40"	4000 psi	11.0 gpm	1/4" MNPT	1/4" Q.C.	AL344LS-VPKIT	1MDD6



18-Ft. Telescoping Wand

- Fiberglass pole
- Features internal high-pressure hoses
- Pole tips fit standard quick-connect nozzles

Features removable angled spray head. Compatible with quick-connect nozzles. Ideal as an accessory for pressure washers. Twist extender collar to extend and retract the wand.

Max. Press.	Max. Flow	Max. Fluid Temp.	Inlet	Outlet	Mfr. Model	Item No.
4000 psi	8.0 gpm	200°F	3/8" (M) Q.C.	1/4" Q.C.	ARTEL-18	1MDD9



Gun/Wand/Hose Kit

Professional grade kit includes spray gun, 24" wand with 1/4" quick connect, and 3/8" x 50-ft. hose.

L	Max. Press.	Max. Flow	Max. Fluid Temp.	Inlet	Outlet	Mfr. Model	Item No.
42"	4000 psi	10.0 gpm	250°F	3/8" FNPT	22mm	AL200-KIT	1MDK2



Quick-Connect Couplers and Plugs

- Max. pressure.: 3650 psi
 - Max. temp.: 300°F
- Change sprayer nozzles without using tools.

Inlet	Outlet	Mfr. Model	Item No.
Couplers			
3/8" (F)NPT	22mm x 1 1/2" (F)	AL453	1MDL4
3/8" (M)NPT	Quick Connect	AL452	1MDL3
Plugs			
3/8" (F)NPT	22mm x 1 1/2" (M)	AL456	1MDL7
3/8" (M)NPT	Quick Connect	AL457	1MDL8



Pressure Washer Hose Reel

Jumper hose connects to outlet of machine, and universal mounting bracket fits most brands of hot water pressure washers.

Max. Pressure	Dimensions L	Dimensions W	Dimensions H	Hose Cap.	Item No.
5000 psi	32"	17 1/2"	20"	150 ft.	3WE19





Electric/Direct-Drive Cold Water Pressure Washers

- Portable, wheeled
- 3-piston axial pump
- Tempered stainless steel plungers
- GFCI protected

Feature automatic safety valve with pressure shutoff at the head and TSS (Total System Shutdown) motor that starts and stops when the spray gun is opened and closed. Include an adjustable high-pressure nozzle and foam dispenser, and wheeled cart. Nos. 3APW2 and 3APW3 include a turbo nozzle/lance.



No. 20JZ25



No. 3APW2



No. 3APW3

HP	Operating Pressure	Flow Rate	Volts/Phase	Amps AC	Usable Hours per Week	Plug Type	Hose Dim.	Net Weight	Item No.
1.3	1500 psi	1.4 gpm	120/1	11	10 to 20	GFCI	1/4" x 20 ft.	23 lb.	20JZ25
1.3	1750 psi	1.5 gpm	120/1	12.5	0 to 10	5-15P	1/4" x 20 ft.	23 lb.	3APW2
1.8	1900 psi	1.5 gpm	120/1	15	0 to 10	5-15P	1/4" x 20 ft.	29 lb.	3APW3



Performance Under Pressure.

Electric Cold Water Pressure Washers

- Crankshaft pump
- Solid ceramic pistons
- Downstream, low-pressure chemical injection
- Thermal relief valve prevents pump damage

Enclosed, fan-cooled motors run quietly with no engine exhaust. 35-ft. cord has ground fault circuit interrupter. Include 36" insulated wand with 0° to 60° spray nozzle. Wheeled unit has solid steel axle and tubed pneumatic tires. Max. intake water temp.: 125°F.



No. 1TDK4



No. 3WB87

HP	Operating Pressure	GPM	Volts/Phase	Amps AC	Usable Hours per Week	Plug Type	Hose Dim.	Net Weight	Item No.
Light-Duty, Handheld, Portable Direct-Drive									
1.5	1400 psi	1.5	120/1	13.5	0-10	5-15P	3/8" x 25 ft.	45 lb.	1TDK4
Medium-Duty, Wheeled, Portable Direct-Drive									
2	1500 psi	2.0	120/1	17	10 to 20	5-20R	3/8" x 25 ft.	90 lb.	3WB87



Performance Under Pressure.

Portable Gas Engine Cold Water Pressure Washers

- Crankshaft pump with upgraded bearings (except Nos. 1TDJ2 and 3WB97 are axial)
- Solid ceramic pistons (except Nos. 1TDJ2 and 3WB97 are stainless steel)
- Downstream, low-pressure chemical injection
- Thermal relief valve prevents pump damage
- Solid steel frames

High pressure rating and compact design make these washers great for light- to medium-duty use. Include 36" wand, solid steel axles, and pneumatic tires.

Choremaster®—Features fold-down steel handles and inline water strainer. Quick-connect nozzles: 15°, 25°, and chemical.

Mi-T-M®—Solid steel cart eliminates vibration. Nos. 5MZU2 and 5MZU3 have low oil shutdown feature to protect motor and increase life. Quick-connect nozzles: 0°, 15°, 25°, and chemical, except No. 3WB97 which has 15° and 25° nozzles only.



No. 1TDJ2



No. 3WB97



No. 5MZU2

HP	Engine Size	Operating Pressure	GPM	Engine	Usable Hours per Week	Starter	Hose Dim.	Net Weight	Item No.
Choremaster® Light-Duty, Direct-Drive									
5	160cc	2500 psi	2.3	Honda OHC	0-10	Recoil	3/8" x 25 ft.	75 lb.	1TDJ2
Mi-T-M® Light-Duty, Direct-Drive									
5	160cc	2000 psi	2.5	Honda OHC	0-10	Recoil	3/8" x 25 ft.	75 lb.	3WB97
Mi-T-M® Medium-Duty, Direct-Drive									
9	270cc	3400 psi	3.0	Honda OHV	10 to 20	Recoil	3/8" X 50 ft.	130 lb.	5MZU2
13	389cc	4000 psi	3.5	Honda OHV	10 to 20	Recoil	3/8" X 50 ft.	142 lb.	5MZU3



No. 20L432

WESTWARD



Medium-Duty Cold Water Hoses

• **Max. water temp.: 90°F**

Soft-textured 5-ply reinforced PVC hoses stay flexible in all weather. Brass coupling material.

Hose Inside Dia.	Hose Length	Coupling*	Hose Color	Gal. per Hour	Max. Pressure	Item No.
5/8"	50 ft.	GHT	Light Green	732	300 psi	20L432
5/8"	75 ft.	GHT	Light Green	732	300 psi	20L433
5/8"	100 ft.	GHT	Light Green	732	300 psi	20L434

* GHT = Garden Hose Thread.



swan

Reinforced Rubber Hot Water Hoses

All have eco brass coupling material. No. 1P649 is a premium hose with dual radial reinforcing, more maximum burst strength, and kink resistance. No. 1P864 is commercial-duty with industrial knit reinforcing to withstand extensive hot water use. No. 1P650 has industrial reinforcing and heavy-duty construction for maximum abrasion resistance.

Hose Inside Dia.	Hose Length	Coupling*	Hose Color	Gal. per Hour	Max. Pressure	Operating Temp.	Item No.
5/8"	50 ft.	Octagonal GHT	Black	732	400 psi	160° F	1P649
5/8"	50 ft.	Crushproof GHT	Red	732	400 psi	200°F	1P864
3/4"	50 ft.	Crushproof GHT	Black	918	600 psi	150°F	1P650

* GHT = Garden Hose Thread.



No. 4TMN6

WESTWARD



Heavy-Duty Continuous-Flow PVC Hoses with Backbone

• **Max. water temp.: 90°F**

Kink-resistant design ensures steady flow of water. Antimicrobial protection extends hose life.

Hose Inside Dia.	Hose Length	Coupling*	Hose Color	Gal. per Hour	Max. Pressure	Item No.
5/8"	50 ft.	Crushproof GHT	Green	732	450 psi	4TMN6
5/8"	100 ft.	Crushproof GHT	Green	732	450 psi	4TMN7

* GHT = Garden Hose Thread.



No. 4TMN1

GA GRAINGER APPROVED



Commercial-Duty PVC Hot Water Hoses

Antibacterial lining prevents deterioration and extends hose life. Continuous-flow tube and double spiral reinforcement prevent kinks. Machined brass coupling material. Lifetime warranty.

Hose Inside Dia.	Hose Length	Coupling*	Hose Color	Gal. per Hour	Max. Pressure	Operating Temp.	Item No.
5/8"	100 ft.	Crushproof GHT	Gray	732	450 psi	122°F	4TMN1
3/4"	75 ft.	Crushproof GHT	Gray	918	450 psi	122°F	4TMN4

* GHT = Garden Hose Thread.



No. 4TMN5

WESTWARD



High-Visibility PVC Hoses

• **Max. water temp.: 90°F**

High-visibility color helps reduce tripping hazards in low-light environments. Protective collar reduces kinks at faucet. 7-yr. warranty.

Hose Inside Dia.	Hose Length	Coupling*	Hose Color	Gal. per Hour	Max. Pressure	Item No.
5/8"	50 ft.	GHT	Light Green	732	500 psi	20L430
5/8"	100 ft.	Crushproof GHT	Yellow	732	320 psi	4TMN5
3/4"	75 ft.	GHT	Light Green	918	500 psi	20L436

* GHT = Garden Hose Thread.



Portable Steel Hose Reel Carts

4-wheel carts.

No. 2LRL2, 14 Ga. Steel—Includes 8" pneumatic wheels and 5-ft. leader hose.

No. 2LRK8, 16 Ga. Steel—Foam grip with 10" pneumatic wheels and 5-ft. leader hose.

Reel Dim.		Hose Cap.			Item No.
Dia.	W	½" I.D.	¾" I.D.	¾" I.D.	
16½"	14½"	325 ft.	300 ft.	200 ft.	2LRL2
17"	14"	375 ft.	350 ft.	275 ft.	2LRK8
No. 2LRK8 Reel Cart with 100 ft. Garden Hose (No. 4TMN5) and Watering Wand (No. 1HLV2)					7A0A0



No. 2LRL2



No. 2LRK8
(Hose not included)



Portable Resin Carts

Feature Easylink® system which ensures a watertight connection between the reel and hose. Fully assembled.

No. 4TMJ8—Slide Trak hose guide tracks hose neatly onto the reel.

No. 4TMJ6—Smart Trak hose guides provide easy reeling. Storage bin.

Reel Dim.		Hose Cap.			Item No.
Dia.	W	½" I.D.	¾" I.D.	¾" I.D.	
15"	8¼"	215 ft.	175 ft.	120 ft.	4TMJ8
15"	12"	275 ft.	225 ft.	155 ft.	4TMJ6



No. 4TMJ8
(Hose not included)



No. 4TMJ6
(Hose not included)



Wall-Mount Hose Reels

Side-Mount—Molded hose guide allows for 180° arc when pulling hose off or winding it on the reel. Molded clip secures hose end or holds towel. Mounting holes are 16" on center. Includes 4-ft. leader hose with brass coupling.


Triple-Mount—Wall-, floor-, or ground-mount reel is made of 16-ga. stainless steel. Includes inlet hose.

Wall-Mount—13-ga. powder coated steel reel includes 5-ft. leader hose. Minimal assembly required.

Description	Reel Dim.		Hose Cap.			Brand	Item No.
	Dia.	W	½" I.D.	¾" I.D.	¾" I.D.		
Side-Mount	18"	19"	125 ft.	100 ft.	75 ft.	Ames	2WA47
Triple-Mount	15½"	9"	225 ft.	200 ft.	150 ft.	Liberty	2PAY8
Wall-Mount	15½"	9"	225 ft.	200 ft.	125 ft.	Liberty	2LRK9



No. 2WA47



No. 2PAY8

No. 2LRK9
(Hose not included)



Wall-Mount Hose Hangers

Poly—Slotted fastening for easy hose hanger removal.

Steel—No. 2LRK7 is 19-ga. standard-duty, with plastic coating. No. 2LRL1 is 12-ga. heavy-duty with powder coating. Minimal assembly required.

Description	Reel Dim.		Hose Cap.			Brand	Item No.
	Dia.	W	½" I.D.	¾" I.D.	¾" I.D.		
Poly	—	9"	—	150 ft.	100 ft.	Ames	2WE75
Steel	5½"	9¼"	100 ft.	75 ft.	50 ft.	Liberty	2LRK7
Steel	6"	9¾"	150 ft.	125 ft.	100 ft.	Liberty	2LRL1



No. 2WE75



No. 2LRK7



No. 2LRL1



RAIN BIRD® Professional Underground Sprinkler System

Timers and Sensors—Sealed timers allow each zone to be set independently; all settings are stored in a permanent memory to eliminate the need for a battery backup. Rain Sensor has multiple settings that allow the system to adjust to varying amounts of rainfall.

Pop-Up Impact Rotor—Performs well with water that has high mineral content.

Pop-Up Gear-Driven Rotors and Nozzles—Closed-case design protects the easily adjustable rotors from dirt and debris. Mount on riser No. 1YHC6 to clear tall shrubs; sold separately at Grainger.com®.

Pop-Up Spray Heads w/Nozzles—Efficient at low pressures. No. 3W972 has a 2-stream design that eliminates dry spots around the head and uses 30% less water. No. 1YHB4 does not include nozzle.

Description	Spacing (ft.)	Mfr. Model	Item No.
Timers and Sensor			
Rain Sensor	—	RSDBEX	2EMF1
Pop-Up Impact Rotors, 1/2" Side and Bottom Inlets			
3" Maxi Paw, Adjustable, 20° to 360°	22 to 45	AG-5	3W973
Pop-Up Gear Driven Rotors and Nozzles			
4" Plastic, 1/2" Inlet, Adjustable	19 to 32	32SA	4JY63
4" Plastic, 3/4" Inlet, Adjustable	26 to 38	42SA+	4JY64
4" Stainless Steel, 3/4", Adjustable	20 to 50	52SA	1YHA6
Pop-Up Spray Heads with Nozzles, 1/2" Inlet, NPT Connection			
4" Adjustable	12 to 15	1804-VAN	3W972
4" Without Nozzle	12 to 15	1804-LN	1YHB4
12" Adjustable	12 to 15	1812AP	2EME9
Half Circle Spray Head			
For Use with Pop-Up Nozzles	12 to 15	15HC1	1YHB9



WESTWARD®

Fireman's Nozzle

- Flow rate: 24 gpm
- Max. pressure: 250 psi
- Max. temp.: 100°F



Nozzle has a die-cast zinc body and adjustable brass spray tip. Fits standard garden hoses. 5" L.

Features	Item No.
Large Metal Shutoff and Adjustable Spray Pattern	2LPN3



No. 1HLV9



No. 1HLV6



No. 1HLW1



WESTWARD®

Twist Nozzles

- Flow rate: 2.5 to 5.0 gpm
- Max. pressure: 60 psi
- Max. water temp.: 100°F

Adjust the spray pattern and flow rate with a simple twist. Nozzles fit standard garden hoses.

Description	L	Features	Item No.
Rezimar™ Nozzle with On-Off Lever Switch	2 5/8"	Rubber Grip	1HLV9
Brass Nozzle	3 3/8"	Adjusting Self Centering	1HLV6
Twist Spray Nozzle	5 3/8"	Soft Comfort Handle	1HLW1



No. 1HLV5



No. 1HLV7



No. 1HLV3



No. 2LPN2



WESTWARD®

Pistol Grip Nozzles and Watering Wand

- Fit standard garden hoses

Description	Max. Pressure	Features	Item No.
Die-Cast Zinc	60 psi	Adjustable Spray with Lock On Water Clip, Crash Resistant	1HLV5
Die-Cast Zinc with Flow Control Turn Knob	60 psi	Insulated Rubber Grip	1HLV7
Metal Handle with Locking Clip	100 psi	Adjustable Spray, Insulated Handle	1HLV3
Metal Handle with Flow Control Turn Knob	100 psi	Adjustable Spray, Insulated Handle	2LPN2
32" L Aluminum Wand with Rezimar™ Handle and Flow Control Lever Switch	60 psi	Lightweight Shower Head	1HLV2



No. 1HLV2



Deer Fencing

Polypropylene netting provides a safe and humane alternative to wire fencing and is UV treated for long-lasting durability. Environmentally friendly material easily attaches to metal or wooden stakes.

Description	Mfr. Model	Item No.
3/4" Square Mesh, 7 x 350-ft.	G-DDF7350	5TXG5



Tree Wrap

Protects trees from scorching as well as from trimmer and mower damage. Made of polypropylene fabric, which slowly photodegrades to prevent girdling of the tree trunk.

Description	Material	Color	Item No.
3" x 50 ft.	Polypropylene	White	1ECC4



Weed Barrier

Weed Barrier blocks weeds and conserves moisture, while allowing air, water, and nutrients to reach plants. 3-oz. thickness.

Size	Item No.
3 x 50 ft.	31NG25



No. 8YG78



No. 8YLD1



Brush Removal Tools

Root Cutter—Hardened serrated-edge blade and slide hammer cuts easily through soil, removing roots without ripping up landscape. Slices roots up to 12" deep.

Brush Puller—Easily clears brush with gripping teeth and strong, wide opening jaws that will not slip when engaged.

Description	Mfr. Model	Item No.
Root Cutter		
6" W. V-Shape Blade with 4-ft. Handle	BG-18	8YG78
Brush Puller		
16 Gripping Teeth with 360° Rotating Pads	BG-08	8YLD1



Vegetation Killer Concentrate

• Meets EPA Standards

Use on driveways, patios and sidewalks to kill a variety of vegetation. Provides visible results in 24 hours and prevents regrowth for up to 1 year.

Size	Contains	Item No.
1 gal.	5.03% Glyphosate	36WG59



No. 9W936



No. 8UNT8



Tree Watering Bags

Treegator® slow-release water bags provide a fast, efficient means of properly watering newly planted trees or shrubs and promoting deep root growth. No. 8UNT8 can be used for proper drainage on low-branched bushes and trees, such as pines. No. 9W936 can be used with chemical and nutrient additives and two bags can be zipped together for larger jobs.

Description	Size	Drain Time	Color	Max. Tree Dia.	Mfr. Model	Item No.
30"H x 18"W at Base, For Trees	20 gal.	5 to 9 hr.	Green	4"	98183-R	9W936
6" H x 35" dia., For Evergreens, Trees, and Shrubs	15 gal.	4 to 8 hr.	Brown	5"	98185-R	8UNT8

Earth Way®

Handheld Broadcast Spreader

Features shoulder straps and is worn on the chest to handle heavier loads. Bag collapses for storage. 8- to 12-ft. spread distance.

Cap.	Drop Type	Mfr. Model	Item No.
25 lb.	1 Hole	2750	6WY27



No. 4WR65



No. 4HD60



Earth Way®

3-Hole Commercial-Duty Broadcast Spreader

Features corrosive-resistant shutoff and adjustable-height T-handles for operator comfort. Spreads finer materials such as grass seed and fertilizer. Powder-coated steel tube frame. Not for use with ice melt. Kit No. 4HD60 helps control spread width.

Description	Cap.	Spread Width	Wheel Type	Drop Type	Flow Control	Includes	Mfr. Model	Item No.
Broadcast Spreader	100 lb.	12 to 14 ft.	Pneumatic	3 Hole	Rod	Hopper Debris Screen	2170	4WR65
Deflector Kit	—	—	—	—	—	3 Fold Up Plates	60166	4HD60



No. 10F636



No. 1TCW2



No. 4XMR4

WESTWARD®



Earth Way®

High-Output Commercial-Duty Broadcast Spreaders

Feature flow handles and calibrated flow rate control plate. Adjustable-height T-handles for operator comfort. 8- to 12-ft. spread distance. Kit No. 1TCW3 works with 1TCW2 to help control spread width.

Description	Cap.	Wheel Type	Drop Type	Flow Control	Includes	Brand	Mfr. Model	Item No.
Broadcast Spreader	70 lb.	Pneumatic	1 Hole	RPD	Hopper Screen and Cover	Westward	—	10F636
Broadcast Spreader	65 lb.	Pneumatic	High Output	Rod	Hopper Screen	Earthway	2130	1TCW2
Salt Deflector Kit	—	—	—	—	3 Fold Up Plates	Earthway	60184GR	1TCW3
Heavy-Duty Cover	—	—	—	—	—	Earthway	77003	4XMR4



SNOWEX®

High-Output Commercial-Duty Broadcast Spreader

Features high-volume output hole large enough for rock salt. 8- to 12-ft. spread distance.

Cap.	Wheel Type	Handle	Drop Type	Flow Control	Includes	Mfr. Model	Item No.
160 lb.	Knobby	Fixed T	High Output	Rod	Hopper Screen, Cover, and Deflector Kit	SP-85	4CAD2



SNOWEX®

Poly Material Storage Bin

Weather-resistant bin safely stores salt, sand, fertilizer, sports gear, or tools outdoors. Heavy-duty, UV-protected polyethylene construction. Includes hinged lockable lid, fork pockets, material scoop, and contents placards.

Description	Cap.	Load Cap.	H	W	D	Item No.
Poly Storage Bin	18 cu. ft.	1750 lb.	32"	34"	32"	2FGV8



Earth Way®

Tow-Behind Commercial-Duty Broadcast Spreader

Features sturdier powder-coated steel tube frame and larger, pneumatic tires that roll easily over just about any surface. 3-hole drop for finer materials. Corrosion-resistant shutoff.

Cap.	Spread Width	Wheel Type	Drop Type	Flow Control	Includes	Mfr. Model	Item No.
100 lb.	5 to 12 ft.	Pneumatic	3 Hole	Rod	Hopper Debris Screen	2170T	4WR66



WESTWARD

Square-Point Shovels—Steel Blade

Description	Handle Length	Blade		Gauge	Item No.
		W	L		
Straight Grip with Ash Handle	48"	9¾"	11¾"	14 ga.	1WG32
Straight Grip with Ash Handle	48"	11¼"	13¾"	14 ga.	6YU35
Straight Grip with Fiberglass Handle	47½"	9¾"	11"	14 ga.	3YU83



WESTWARD

Scoops

D-grip with wood handle.

Handle Length	Blade Material	Blade		Item No.
		W	L	
27"	Poly	14½"	18"	6YU33
29½"	Aluminum	14¾"	18¾"	1WG35



WESTWARD

Round-Point Shovels—Steel Blade

Description	Handle Length	Blade		Gauge	Item No.
		W	L		
Straight Grip with Ash Handle	48"	8½"	11½"	14 ga.	1WG31
Straight Grip with Fiberglass Handle	48"	9"	11"	14 ga.	3YU82



REMCO PRODUCTS

Square-Point Plastic Shovels

These shovels are ideal when cross-contamination is a concern. Chemical- and corrosion-resistant. FDA approved.

Description	Color	Overall Length	Blade		Item No.
			W	L	
2-Pc. with D-Grip Handle	Orange	Collapsed 24", Extended 36"	10"	12"	3UE45
1-Pc. with D-Grip Handle	Gray	42"	14"	17"	3UE37
1-Pc. with D-Grip Handle	Purple, Pink, Green, Blue, Red, White, Yellow, Black, Orange	42"	14"	17"	E9549



WESTWARD

TRUE TEMPER.

Contractor Wheelbarrows

Ribbed tires provide positive steering on hard-packed surfaces. Knobby tires provide deep traction for maximum contact.

Standard-Duty—Drawn tray is pressed from heavy-gauge steel. 1-pc. solid wood lacquered handles. 16" x 4" pneumatic, 2-ply rated tire. Large curl, ball bearing wheels, and durable chip-resistant finish for added strength.

Heavy-Duty—Has the same features as standard duty, plus feature extra-large full tray, cross supports, and leg brace. Fully balanced to prevent accidental tipping and spillage. Wire-reinforced rim adds strength. Solid polyurethane tire can run over sharp metal, glass, and even nails.

Replacement Solid Tires—Solid polyurethane tires eliminate changing flat tires. Universal fit 6" ball bearing hub will fit any wheelbarrow. Lightweight tires have 8" wheel, 16" dia. overall.

Description	Holding Capacity	Brand	Item No.
Standard-Duty			
Poly Tray with Dual Pneumatic Ribbed Rubber Wheels	8 cu. ft.	Westward	10G165
Seamless Steel Tray with Single Solid Knobby Polyurethane Wheel	6 cu. ft.	Westward	10G167
Heavy-Duty			
Poly Tray with Dual Pneumatic Ribbed Rubber Wheels	10 cu. ft.	Westward	2MVU8
Replacement Solid Tires			
Rubber Skinned Foam Rubber, Ribbed Tread, Size 3.75/4.00-8	—	True Temper	6YC67
Rubber Skinned Foam Rubber, Knobby Tread, Size 3.75/4.00-8	—	True Temper	4GU60



No. 10G165



No. 10G167



No. 2MVU8



No. 6YC67

No. 5NLF8



No. 5NLF9



Walk Behind Blowers

Use for leaf, debris, and litter removal, as well as for pavement surface prep. Patented aim-and-shoot feature allows fingertip airflow direction control. Lightweight rust- and dent-resistant composite housing has smooth, rounded edges for maximum performance and low noise. Large tires and thick, padded handles. 16-blade fans are driven by Subaru engines. 5-yr. warranty on housing 3-yr. warranty on engine.

HP	Max. Air Speed	Engine Displacement	dBA	Mfr. Model	Item No.
6	197 mph	169cc	89	F601S	5NLF8
9	197 mph	265cc	87	F902S	5NLF9



Lawn Rake

Use for raking light materials such as leaves, twigs, and lawn clippings.

Handle Material	Time Material	Length of Tines	Overall Width of Tines	No. of Tines	Handle Length	Item No.
Wood	Steel	15½"	23½"	24	54"	1WG30



No. 5WFV2



Cordless Blower

- Variable 3-speed motor
- Battery and charger sold separately

Offers up to 12 min. of continuous operation from a single charge at high speed. Soft-grip handle and compact design. Weighs only 4 lb. Includes nozzle.

Description	Max. Air Speed	Max. Air Flow	Mfr. Model	Item No.
Cordless Blower	179 mph	91 cfm	DUB182Z	5WFV2
Battery Charger			DC18RC	4NNN4
18V Battery			BL1830	4NNN2



Road Rake

Use for leveling dirt, sand, and gravel.

Handle Material	Time Material	Length of Tines	Overall Width of Tines	No. of Tines	Handle Length	Item No.
Fiberglass	Steel	4"	18"	16	60"	3YU79



Bow Rake

For heavier lawn and garden material, and larger gravel.

Handle Material	Time Material	Length of Tines	Overall Width of Tines	No. of Tines	Handle Length	Item No.
Seal-Coated Wood	Steel	3"	16½"	16	60"	1WG36



Asphalt Lute Rake

1 serrated edge and 1 straight edge for leveling and finishing asphalt.

Handle Material	Time Material	Length of Tines	Overall Width of Tines	No. of Tines	Handle Length	Item No.
Aluminum	Aluminum	4"	36"	24	79"	2MVR9

Poulan® Hedge Trimmer

Double-sided blade offers efficient cutting and ergonomic loop handle provides improved balance. Features reduced-vibration design with swivel position handle, spring-assist start, and toolless filter access.

Description	Max. Cutting Dia.	Bar Length	Mfr. Model	Item No.
2-Cycle, 28cc	1"	22"	P2822	19YW79



No. 2ZB47

No. 2ZB49



WESTWARD

Bypass Lopper and Hedge Shears

Large-capacity, PTFE-coated blades. Lopper has longer handles and force multiplying mechanism to make pruning large stems and branches easier. Dial-a-Cut wavy blade shears cut easily. Adjustment knob turns to change the tension for harder or softer cuts.

Description	Handle Material	Overall Length	Item No.
Bypass Lopper with 1½" Cutting Capacity	Wood	27"	2ZB47
Hedge Shears with 10"L Blade	Wood w/ Cushioned Grip	23"	2ZB49



No. 5TFN0



No. 5FTN3



No. 2ZB48



WESTWARD

Pruners

No. 5TFN0—Bypass pruner has curved blades for clean cutting. Cuts near to the trunk without crushing plant tissue.

Nos. 5FTN3 and 2ZB48—No. 5FTN3 features rust-resistant steel body. No. 2ZB48 features rust-resistant aluminum body and ergonomic grip.

Description	Cutting Cap.	Overall Length	Blade Material	Handle Material	Item No.
Bypass Pruners	5/8"	8½"	Steel	Steel	5TFN0
Anvil Pruners	5/8"	7¾"	Steel	Steel	5FTN3
	5/8"	8"	Steel	Aluminum	2ZB48



No. 5KRE7

No. 9FEX6

JAMESON

Tree Trimming Tools

Variety of blades, poles, extension poles, and handles for safe and effective tree trimming.

Description	Mfr. Model	Item No.
Tree Pruners		
Fixed Pulley Side-Cut Pruner, Adapter, Rope, Pole Saw Head, 13" Tri-Cut Saw Blade, (1) 6-ft. Fiberglass Hollow Core Extension Pole, and (1) 6-ft. Fiberglass Hollow Core Base Pole	FG-6PKG-1	5KRE7
Fixed Pulley Side-Cut Pruner, Adapter, Rope, and (2) 6-ft. Fiberglass Hollow Core Extension Poles and (1) 6-ft. Base Pole	FG-14K	5KRE8
Pruning Components		
Pole Saw Head with 13" Tri-Cut Saw Blade	PS-3FPS1	9FEX6
Side-Cut Pruner with Fixed Pulley, Adapter, and Rope	PH-14-PKG	8F385



Snow Shovels

- **D-Grip** No. 21AD01 has a blade with a no wear strip.
- **Wood handle** No. 4W604 has a reinforced steel blade.

Blade Material	Blade Width	Blade Height	Handle Length	Brand	Item No.
Steel	18"	14½"	37"	True Temper	4W604
Nonstick Steel	18"	14½"	36"	Westward	6YU43
Polypropylene	18"	13½"	37"	Westward	21AD01



Snow Pushers

- **Straight wood handle** No. 6YU37 has a nonstick carbon steel blade. No. 6YU39 has a nonstick blade with wear strip.

Blade Material	Blade Width	Blade Height	Handle Length	Item No.
Carbon Steel	24"	12"	48"	6YU37
Nonstick Aluminum w/Wear Strip	24"	12"	48"	6YU39



Ice Scrapers

- **Steel blade**
 - **Wood handle**
- Scrapers have a socket shank.

Blade Width	Blade Height	Handle Length	Item No.
3½"	6"	48"	12U484
7"	9¼"	39"	12U483
7"	6"	48"	6YU41



No. 5UUY4



No. 4W973



Granular Ice Melting Compounds

Patented inhibitor system contains CMA (calcium magnesium acetate), a fast-acting, longer-lasting ice melter that is safer than calcium chloride. Nontoxic and noncorrosive when used as directed. NSF C1 Registered. Meet USDA 1998 C1 standards.

COMPARISON CHART FOR GRANULATED ICE MELTER PRODUCTS

	Premiere®	Premiere Pro®	Salt/Potassium Chloride	Calcium Chloride
DIE Certified	X	X		
Metal Corrosion Inhibitors	X	X		
Safe on Vegetation	X	X		
Colored Product	X	X		
Safe on Leather	X	X	X	
Anticaking Agents	X	X		
Safe on Carpets & Floors	X	X	X	
No Protective Clothing Needed	X	X	X	
Freezing Point	-8°F	-20°F	-5°F/12°F	-25°F

Description	Size	Effective Temp.	Mfr. Model	Item No.
Premiere®	12 lb.	-8 Degrees F	CPM012JG-GR	5UUY4
Premiere®	50 lb.	-8 Degrees F	CPM050P	4W973
Premiere Pro®	50 lb.	-20 Degrees F	SU050BX-GR	4KA50



Snow Throwers

Single Stage—Model is lightweight, easy to maneuver, and transport. Features recoil and electric start. Manual chute rotation and deflector control. Foldable handle bars allow easy storage.

2-Stage Deluxe—3-blade, 14" steel impeller and auger carve out a 24" to 30"-wide path throwing snow up to 50 ft. A dual-belt auger drive continuously sustains engine power directly to the blower head, with no maintenance adjustments required. Feature a heavy-duty cast-iron gear case with alloy steel gears and L-3 severe-duty gear oil. High-performance final drive ratio ensures higher torque at wheels and provides superior traction through deep snow.

2-Stage Professional—Professional-duty snow thrower features heavy-duty all-steel construction, and comes with standard drift cutters and a 16" steel auger to handle even high drifts and hard-packed snow. A commercial-grade cast-iron Gear Case™ with alloy steel gears and synthetic gear oil. Steel chute rotates 200° to discharge snow in almost any direction, with an adjustable throwing distance from 3- to 50-ft. Includes commercial-duty 1/2" thick steel skid shoes and a clean-out tool with brush. Automatic traction control with ball bearing axle.

Description	Displacement	Clearing Path	Inlet Height	Auger Dia.	Torque	Drive Gears	Mfr. Model	Item No.
Single-Stage								
Path Pro	208cc	21"	12 ⁷ / ₃₂ "	8 ¹³ / ₃₂ "	9.5 ft.-lb.	1 Forward	938032	22PT97
2-Stage Deluxe								
Ariens AX	254cc	28"	21"	14"	12.5 ft.-lb.	6 Forward/ 2 Reverse	921030	22PT93
2-Stage Professional								
Ariens® Polar Force	420cc	28"	23.5"	16"	21 ft.-lb.	6 Forward / 2 Reverse	926038	10G179



No. 10L389



Power Brushes

• *Electric start*

All-season power brushes can be used to clear snow, slush, or debris, as well as to thoroughly dethatch lawns. Dual-belt drive transmits engine's power directly to the brush and provides 6 forward and 2 reverse speeds. All-wheel drive with automatic traction control.

No. 10L389 has 13" x 4" directional treaded snow tires. Safe to use on decorative surfaces.

No. 5NUD1 has 16" x 6 1/2" treaded tires and in-dash halogen headlight. C.A.R.B. Compliant in all 50 states.



No. 5NUD1

Description	Clearing Path	Brush Dia.	Mfr. Model	Item No.
Subaru 169cc EX17 Engine	28"	18"	921025	10L389
Subaru 265cc EX27 Engine	36"	25"	926062	5NUD1

No. D0207



**Towne Series®
Park Baskets**

18-ga. steel construction has 1/2" perforations to provide ventilation. 2 chain holes allow receptacle to be secured to a fixed object.

Cap.	▶CHOOSE: Color	Dia.	H	Item No.
34 gal.	Black, Green	18"	35"	D0207
63 gal.	Black, Green	23"	36"	D0208



**Architek® Waste
Container**

Fire-safe steel construction with a UV-protected, powder-coated, and galvanized finish. Includes leakproof plastic liner and leg levelers.



Description	Capacity	▶CHOOSE: Color	Dia.	H	Item No.
Hinged Top	38 gal.	Black, Bronze	24"	43"	D0221



Street Basket

Steel waste receptacle is rust-resistant; ideal for harsh outdoor conditions.



Cap.	▶CHOOSE: Color	Dia.	H	Item No.
48 gal.	Blue, Green, Red, Steel	24"	33"	D2134



**Galvanized
Garbage Can**

Durable galvanized sheet steel container is rust-resistant and won't freeze or crack. Corrugated sides and wire reinforced rim. Side drop handles allow for easy carrying. Designed for dry materials; not liquid-tight.



Cap.	Dia.	H	Item No.
31 gal.	20 1/2"	27"	2PYW6



No. D0199



No. D0201



No. D0288



Smoking Stations

Safely dispose of smoking waste while keeping the area clean with these convenient receptacles.

Description	▶CHOOSE: Color	Material	Base Dia.	Dia.	H	Item No.
Rubbermaid Groundskeeper™ Smoking Stations						
Tuscan Style	Black, Sandstone	Molded Plastic/Steel Base/Galvanized Steel Inner Canister	13"	—	38 3/8"	D0199
Classic Style	Beige, Brown	Plastic	12 1/4"	—	39 7/16"	D0201
Eagle SafeSmoker™ Cans						
1.25 gal.	Black, Brown, Green, Gray, Beige	HDPE	15 1/4"	15 1/4"	37 3/4"	D0288

No. D0244



Plaza™ Plastic Waste Containers

Feature self-closing doors, side-opening locking door, and slide-out bag holder.

Description	Cap.	▶CHOOSE:			Item No.	
		Color	L	W		H
Without Ashtray	50 gal.	Beige, Black, Green	24¾"	25¼"	42½"	D0245
With Ashtray	50 gal.	Beige, Black, Green	24¾"	25¼"	42½"	D0244



No. 4KFP7



No. 4KFR3



Landmark Series® Outdoor Waste Receptacles

Heavy-gauge polycarbonate frames with UV-protection withstand harsh weather, helping to extend container life. Choose from driftwood, black, and sable colors. Containers with dome top feature openings on all 4 sides and can be used year-round. Also available with metal ashtray for smoking areas. Funnel top models have an ash/trash combination top for safe, convenient disposal of smoking refuse. All models include a rigid plastic liner. Aggregate panels in coral and brown stone colors are sold separately.



Cap.	L	W	H	BROWN	BLACK
				Item No.	Item No.
Dome Top, Includes Ashtray and Rigid Plastic Liner					
35 gal.	26"	26"	40"	4KFP6	4KFP7
50 gal.	26"	26"	46½"	4KFP2	4KFP3
Dome Top, Includes Rigid Plastic Liner					
35 gal.	26"	26"	40"	4KFP8	4KFP9
50 gal.	26"	26"	46½"	4KFP4	4KFP5
Funnel Top, Includes Rigid Plastic Liner					
20 gal.	21"	21"	30½"	4KFR3	—
35 gal.	26"	26"	30½"	4KFR1	—
35 gal.	26"	26"	30½"	4KFR2	—
Fits Container Nos.				CORAL	BROWN STONE
				Item No.	Item No.
Trash Can Panels					
4KFP2, 4KFP3, 4KFP4, 4KFP5				4KFR7	—
4KFT1, 4KFP8, 4KFP9, 4KFP6, 4KFP7, 4KFR1, 4KFR2				—	4KFR8
4KFT1, 4KFP8, 4KFP9, 4KFP6, 4KFP7, 4KFR1, 4KFR3, 4KFR4				4KFR9	—



No. D0235



No. D0237



Ranger® Classic Containers

Withstand subzero cold and extreme summer heat. Receptacles with four-opening tops have permanently attached hinged lid for easy emptying. FM and ADA compliant.

Cap.	▶CHOOSE:			Item No.	
	Color	L	W		H
Receptacle with Two-Door Top					
35 gal.	Beige, Black, Brown	21½"	21½"	41"	D0235
45 gal.	Beige, Black	24¾"	24¾"	41½"	D0236
Receptacle with Four-Opening Top					
45 gal.	Beige, Black	24¾"	24¾"	41½"	D0237



No. D0298



No. 3NWZ8



Aspen Series™ Waste Containers

Hot-dipped galvanized steel frames with powder-coated finish withstand heavy use and severe weather. Plastic liners are leakproof. No. D0298 has fire-safe stone panels and an urn with weather shield to conceal smokers' waste. No. 3NWZ8 has self-leveling legs. Fully assembled.

Description	Cap.	▶CHOOSE:		Item No.	
		Color	L		H
Ash Trash with Weather Urn	12 gal.	Bronze/Gray, Gray, Brown/Beige	13½"	35"	D0296
Ash Trash with Weather Urn	24 gal.	Gray, Brown/Beige	18"	38"	D0298
Hinged Top	48 gal.	Brown/Beige	26"	40"	3NWZ8



No. D1945

BRUTE® Rollout Containers

50 gal.—Features 8" rubber wheels. Mold-in catch bar with attached hinged lid.

95 gal.—Features 10" recessed treaded wheels. Includes metal catch bar and attached hinged lid. Red containers feature a key-lockable lid to prevent unauthorized entry.



Capacity	▶CHOOSE: Color	L	W	H	Item No.
50 gal.	Gray, Yellow, Blue	28½"	23¾"	36½"	D1945
95 gal.	Red, Gray, Blue	35¾"	27¼"	45¾"	D1947

CrownProducts, LLC

Pet Waste Station

Weather-resistant station with green powder-coated finish makes it easy to pick up after pets. Includes 8-ft. steel channel post, 10-gal. steel waste receptacle with hinged steel lid and bag retainer bands, steel bag dispenser with security lock, 800 biodegradable, leakproof waste bags (2 rolls of 400 bags each), and a 9" x 12" aluminum sign ("Clean Up After Your Pet"). Lemon-scented replacement bags available, order separately.



No. 4ACD1

Description	Cap.	W	L	Item No.
Station	10 gal.	13½"	96"	4ACD1
Replacement Bags, 6 rolls of 400 Bags				4ACD2



Marshal® Classic Round Dome-Top Container

1-pc. plastic construction features hinged flip-top and bag holder for quick, easy emptying. FM approved.



Cap.	▶CHOOSE: Color	Dia.	H	Item No.
25 gal.	Beige, Black, Brown, Off White	18"	42"	D1953



Glutton® Waste Container

High-density polyethylene container withstands extreme weather and handling.



Cap.	▶CHOOSE: Color	L	W	H	Item No.
56 gal.	Brown, White	25½"	22¾"	31½"	D0248



No. 3BU48



Confidential Document Containers

BRUTE® rollout containers are tamper-resistant and safeguard discarded confidential documents. HIPAA compliant.

Cap.	Color	L	W	H	Item No.
65 gal.	Gray	32¾"	25¾"	41¾"	3BU52
95 gal.	Gray	35¼"	27¾"	45¾"	3BU48



No. 3VLL1

Pet Waste Bag Dispenser

DOGIPOT® Jr. Bag Dispenser features a front locking access panel and includes 400 Oxo-biodegradable bags. Versatile, easy to install and has clear instructions posted. Forest green powder-coated commercial-duty aluminum.



Description	H	W	L	Item No.
Dispenser	15½"	9½"	3¼"	3VLL1
Replacement Bags, 10 Rolls of 200 Bags				9LDM5

No. D1925



No. 5W007



Waste Container

Crush-resistant. Rim and base are reinforced for durability. Container is USDA approved and NSF certified.

Description	▶CHOOSE: Color	Item No.
Receptacles		
55 gal. Waste Container	Gray, Yellow, Red, Green, White	D1925
Accessories		
Round Dolly	Black	5W007



Round Flat-Top Container

Aluminum trash container is corrosion- and fire-resistant. Liners sold separately, see Grainger.com®. ADA Compliant.



Cap.	Top	Dia.	H	Item No.
35 gal.	Open	18"	32 1/4"	4PGH1



WasteMaster™ Steel Swingtop Cans

Powder-coated steel for maximum durability. Each features a self-closing, springless door and hinged top, which opens 90° for easy emptying. No. 2KDU2 is firesafe and self-extinguishing when used with included liner. Meet OSHA standards. UL Listed.



No. 2KDU2

Capacity	L	W	H	Item No.
14 gal.	14"	14"	26"	2KDU2
24 gal.	14"	14"	35 1/2"	5LY30



No. 2KDT3



No. 3UKN3

Indoor Open-Top Trash Cans

Durable and easy-to-clean containers are designed with modern aesthetics.

Designer Line™ Square Receptacle—Sleek design and modern pattern. Powder-coated finish. Hinged top allows easy emptying. Includes leak-proof rigid liner and folding retainer bands to hold bags in place.

Untouchable® Square Receptacle—Professional design for hotel lobbies, offices, restrooms, shopping malls, and restaurants. Can liner

cinch allows for bag retention and eliminates knot tying. Crack-resistant.

Slim Jim® Receptacle—Efficient size and shape fits tight spaces. All-plastic construction. Ideal behind bars and desk side.

Atrium® Half-Round Receptacle—Wall-hugging design for upscale areas with limited space. Fire-safe steel with powder-coated finish, vinyl-trimmed disposal opening and chrome accents. Includes leak-proof rigid plastic liner.

Description	Capacity	L	W	H	Item No.
Designer Line® Square Receptacle	40 gal.	18 3/4"	18 3/4"	31 1/4"	2KDT3
Untouchable® Square Receptacle	23 gal.	16 1/2"	15 1/2"	30 7/8"	3APV3
Slim-Jim® Receptacle	23 gal.	20"	11"	30"	3VPG6
Atrium® Half-Round Receptacle	12 gal.	—	18"	32"	3UKN3



No. 5DMY3



Round Waste Container

Offers a reinforced rim and base for durability. Gray color. USDA approved and NSF Certified.



Description	Item No.
55 gal. Round Container	5DMU6
Drum Dolly	5DMY3



Flat Pack

Polyethylene Liners

Linear low-density liners are ideal for sharp objects and reinforced with LLDPE resins for film strength and tear resistance. High-density liners are reinforced with high-molecular-weight HDPE and LLDPPE resins to reduce the tendency for tears or punctures to "zipper."

Coreless Rolls—Convenient, easy-to-handle rolls allow efficient dispensing and inventory control.

Cap.	W	L	Thickness	Max. Load	Color	Bags per Roll/Pack	Item No.	Pkg. Qty.
Linear Low Density Liners								
<i>Coreless Rolls</i>								
56 gal.	42 1/2"	48"	1.1 mil	75 lb.	Gray	10/10	5XL60	100
60 gal.	38"	58"	1.1 mil	75 lb.	Gray	10/10	5XL63	100
60 gal.	38"	58"	1.7 mil	90 lb.	Clear	20/10	31DK47	100
<i>Flat Packs</i>								
33 gal.	33"	40"	1.5 mil	80 lb.	Silver	100/1	5AE64	100
45 gal.	39"	47"	1.7 mil	95 lb.	Silver	50/1	5AE65	50
High-Density Liners								
<i>Coreless Rolls</i>								
10 gal.	24"	24"	6 micron	15 lb.	Clear	50/20	4KN28	1000
16 gal.	24"	33"	8 micron	20 lb.	Clear	50/20	5XL46	1000
45 gal.	40"	48"	12 micron	45 lb.	Clear	25/10	4KN39	250
45 gal.	40"	48"	16 micron	75 lb.	Clear	25/10	4KN40	250
45 gal.	40"	48"	22 micron	85 lb.	Clear	15/10	5BB54	150
56 gal.	43"	48"	16 micron	75 lb.	Clear	25/8	4KN42	200
56 gal.	43"	48"	22 micron	85 lb.	Black	15/10	5XL51	150



Contractor Cleanup Bags

- **Highly puncture- and tear-resistant**
- **Star seal bottoms with no side seams help prevent leakage**

Bags in coreless rolls are made from linear low-density polyethylene (LLDPE). Sold by the roll.

Cap.	W	L	Gauge	Max. Load	Color	Bags per Roll/Pack	Item No.
42 gal.	33"	48"	3.0 mil	120 lb.	Black	20/6	5AU51



Enforcer.

Bedbug Spray

Spray kills adult bedbugs and their eggs to help prevent infestation and provides residual control up to 2 weeks. Can be sprayed directly on mattresses, furniture, carpet, luggage, and bedding. Spray also kills dust mites, lice, and clothes moths for pest control. Includes a detachable wand for reaching cracks and crevices.



Size	Item No.
14 oz.	6WXE5

microban

X-590 Institutional Spray

Ready-to-use disinfectant inhibits the growth of bacteria and fungi while combating insect pests, such as bedbugs, fleas, and mites. Mint fragrance; also ideal for use as a deodorizer for offensive odors. EPA Registered.




Size	Item No.
1 gal.	18C527


CATCHMASTER

Bedbug Early Detection System

Proactive system helps identify a potential bedbug infestation at the earliest stage. Each system includes 6 devices to monitor 1 room; place devices between mattress and box spring, vents, under or between couch cushions, behind curtains, or in closets. Nontoxic technology in each device creates an ideal environment for bedbugs, encouraging them to enter. Inspect every 2 to 4 weeks to identify potential infestations.



Size	Item No.
1.81x6.25 In	6JHG3



No. 5PTR1



No. 5PTR2

JT EATON
SINCE 1932

Bedbug Powders

Contain diatomaceous earth; effective against bedbugs and ants, cockroaches, fleas, crickets, and silverfish.

Size	Item No.
7 oz.	5PTR1
4 lb.	5PTR2

BIRD-X

Bed Bug Detection Device

Place device between the mattress and box springs to help identify post-treatment activity. Provides easy visual inspection through the clear shell.



Description	Size	Item No.
Plastic Shell with Gel Adhesive Lure, Pkg. of 12	1 3/4 X 2 3/4 x 0.4	36A149

JT EATON
SINCE 1932

Bedbug Sprays

Deltamethrin spray is for use on bedbugs, fleas, ticks, and spiders. Pyrethrum spray is for use on bedbugs, fleas, brown dog bugs, and brown dog ticks.

Insecticide Selection Guide

Insecticide Ref. No.	Insecticide Type	Additional Information
1	Deltamethrin	Kills insects on contact and through digestion.
2	Pyrethrin	Attacks the insect's nervous system.

Description	Size	Insecticide Reference	Item No.
Deltamethrin	1 gal.	1	5PTR8
Pyrethrum	1 gal.	2	5PTR4

Did You Know?

Bedding Encasements provide a barrier to help keep bed bugs from getting in or out of mattresses.



Find even more Bedding Encasements at grainger.com/hospitalitysupplies



WESTWARD

Residential Electronic Insect Killers and Accessory

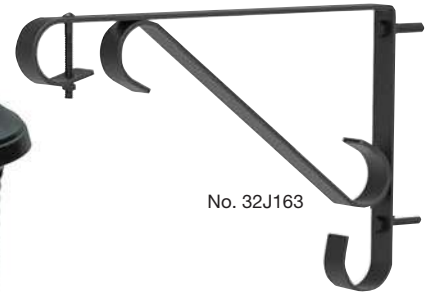
Electronic Insect Killers—Lantern-style UV lamps safely and efficiently destroy mosquitoes, moths, flies, and other small insects without foul-smelling or potentially hazardous chemicals. Electronically charged, self-cleaning vertical rod grid disposes of insects. Durable feature a weatherproof polycarbonate top and body and heavy-duty transformer. 120VAC.

Accessory—Sturdy, durable steel bracket can hold up to 33 lb.

Description	Total Lamp Watts	Coverage (sq.-ft.)	H (in.)	W (in.)	D (in.)	Mfr. Model	Item No.
Electronic Insect Killers							
Lantern Style	40	500	9¾	9¾	13¾	36RF96	36RF96
Lantern Style	50	600	12	12	17½	36RF97	36RF97
Accessory							
Wall-Mount Bracket	—	—	6¾	¾	10	32J163	32J163



No. 36RF96



No. 32J163



No. 32J153



No. 32J159



WESTWARD

Commercial Electronic Insect Killers

Safely destroy mosquitoes, moths, millers, gnats, flies, and mites without using chemicals. Catch insects on inner glue board, offering a silent and environmentally friendly option for pest control. 120VAC required. Wall mount. For indoor use. UL Listed (E51021) and CSA Certified (LR88967).

Total Lamp Watts	Coverage (sq.-ft.)	H (in.)	W (in.)	D (in.)	Item No.
30	450	11¾	3¾	18¾	32J153
80	900	16¾	13¾	5¾	32J160
80	900	16¾	13¾	5¾	32J159
150	1500	24¾	13¾	5¾	32J161



No. 32J164



No. 32J166



WESTWARD

Blacklight Replacement Bulbs

Yearly bulb replacement is recommended to retain maximum luring power.

Description	Watts	L (in.)	W (in.)	D (in.)	Item No.	Pkg. Qty.
For Use with No. 32J153	15	13	1	6	32J164	2
For Use with Nos. 32J161, 32J162	50	14¼	2¼	1¼	32J166	1
For Use with Nos. 32J150, 32J159	40	10¾	2¾	1¼	32J167	1



Disposable Fly Traps

Plastic traps use insecticide-free attractant and are great for perimeter use and for use around pets or livestock. Traps include additional feed stimulants and can be hung up or placed on a flat surface. For outdoor use only. Holds 10,000 flies.



Description	Brand	Mfr. Model	Item No.
Poly Bag, 72 oz.	Starbar	013548	3KRN2
Plastic Container, 6" Dia.	Starbar	FA8016	3KRN1

No. 2DCB3



No. 5PTT0



No. 5PTT1



Crawling Insect Control Insecticides

No. 2DCB3 kills ants, cockroaches, crickets, centipedes, silverfish, and spiders. Protects for up to 3 months. EPA registered. Nos. 5PTT0 and 5PTT1 kill cockroaches, ants, and palmetto bugs.

Description	Size	Brand	Item No.
Crawling Insect Killer, Aerosol	20 oz.	Tough Guy	2DCB3
Crawling Insect Killer, Powder	16 oz.	JT Eaton	5PTT0
	5 lbs.	JT Eaton	5PTT1



Flying Insect Control Insecticide

Water-based formula kills mosquitoes, flies, gnats, hornets, wasps, bees, cluster flies, and small, flying moths. Safe to use in food processing areas. EPA registered.

Description	Size	Item No.
Flying Insect Killer, Aerosol	20 oz.	2DCB1



No. 1XGT4



No. 1XGT5

COMBAT Roach Killer

Large bait stations allow social insects to live long enough to return to the colony and share toxicant among other members.

Description	Insecticide Ref. No.	Weight	Item No.	Pkg. Qty.
Quick Kill Formula	7	0.28 oz.	1XGT4	96
Source Kill Formula	7	0.49 oz.	1XGT5	96



No. 4HK60



No. 2DCB5



No. 6XMH4



Wasp and Hornet Control Insecticides

No. 4HK60 kills paper wasps, yellow jackets, mud daubers, bees, and bald-faced hornets. Sprays over 20 ft. Spray directly on nests. Dielectric strength: 47,300V. EPA registered.

No. 2DCB5 kills wasps, hornets, yellow jackets, and bees. Sprays up to 20 ft. with instant knockdown. Dielectric strength: 40,700V. EPA registered; indoor/outdoor use.

No. 6XMH4 kills hornets, wasps, yellowjackets, and bees. Sprays up to 20 ft. Dielectric strength: 40,700V.

Description	Size	Brand	Item No.
Wasp and Hornet Killer	14 oz.	Raid	4HK60
	20 oz.	Tough Guy	2DCB5
	20 oz.	ITW Dymon	6XMH4



Insect Repellents

Deep Woods OFF!—Protect against mosquitoes, flies, ticks, chiggers, fleas, gnats, and more.

SCRUBS® Sun Skeeter Towelettes—All-in-1 insect repellent with SPF 25 sunscreen protection. Water resistant. Leaves no sticky residue.

Description	Formula	Item No.	Pkg. Qty.
OFF!® Deep Woods®, Aerosol Spray, Net Wt. 6 oz.	25% DEET	4HK65	1
OFF!® Deep Woods® Sportsman, Pump Spray, 1 oz.	100% DEET	4HK66	1
Scrubs® Sun Skeeter™, 8" x 10" Individually Wrapped Towlettes	20% DEET	2FLN3	100



No. 4HK65



No. 4HK66



No. 2FLN3



Visual Bird Repeller

Features a constantly moving hunting posture; more effective than a stationary model. 27"L x 36"W x 7"H.

Description	Item No.
Visual Bird Repellers	1DGW9



No. 1DGW4



No. 3NZD2



Ultrasonic Bird Repellers

- 120V
- Electronic

Ultrason X Bird Repeller—Ultrasonic sounds get rid of birds, bats, rodents, and more. Weatherproof. For indoor or outdoor use. 102dB.

Quad Blaster Bird Repellers—Ultrasonic sound waves attack birds and bats in any enclosed or semi-enclosed areas. For indoor use only. No. 3NZD2 includes red strobe light which acts as visual deterrent. Can be used with No. 6WB56 extension speaker. 112dB.


Description	Coverage	Item No.
Ultrason X Bird Repeller	3600 sq. ft.	1DGW6
Quad Blaster Bird Repeller	6500 sq. ft.	1DGW4
Quad Blaster Bird Repeller with Strobe	6500 sq. ft.	3NZD2

No. 6WB50



Bird Repellent Spikes and Gel

Spikes™ Needle Strips and Kits—Attach to any surface to permanently prevent birds from landing and roosting. 4½"-tall spike strips are easy to install with adhesive, sold separately. Suitable for use on window ledges, pipes, roofs, beams, and signs.



No. 6WB57

No. 6WB53



Birdproof Gel—Nontoxic formula is tacky and uncomfortable for birds. Prevents landing and roosting. Deters pigeons, starlings, and sparrows. Apply with a caulking gun, indoors or out. 12-tube package covers 120 linear ft. 10.5 oz. EPA registered.

Size	Coverage	Item No.
Stainless Steel Needle Kits		
5" x 50 ft.	50 linear ft.	9LAV4
Polycarbonate Needle Strips		
5" x 10 ft.	10 linear ft.	6WB57
5" x 25 ft.	25 linear ft.	6WB58
Birdproof Gel		
10½ oz.	120 linear ft.	6WB53



No. 32J090



No. 1VJR6



No. 3LMP2



No. 1VJT1



No. 3LMN9



No. 6VFA3



No. 5PTT2



No. 5PTT7



Rodent Control

Multiple-Catch Mouse Traps—Galvanized steel traps use no chemicals, balls, or poisons; approved for use in USDA/FDA-inspected facilities.

Glue Mouse Traps—Prebaited to attract mice and insects without poisons or dangerous chemicals and keeps them out of sight. EPA approved.



Spring-Loaded Rat Traps—No. 6VEZ7 trap has an adjustable trigger setting. Constructed of FSC-certified wood. No baiting needed. No. 3LMP2 features a preformed bait cup to aid in baiting, reduce bait stealing, and attract rats to the ideal strike bar location. Can be used for both rats and mice.

Glue Rat Traps—Use indoors only. No. 6VFA3 is suitable for use on mice and other rodents.

Bait Station and Rodenticide—No. 5PTT2 Bait Station uses No. 5PTT7 bait block to kill both mice and rats.

Description	Size	Brand	Item No.	Pkg. Qty.
Multiple-Catch Mouse Traps				
Clear Lid	10½" x 6½"	GA	32J090	1
Solid Lid	10½" x 6½"	GA	32J089	1
Low-Profile, Clear Lid	7¼" x 9"	Kness	1VJR6	1
Glue Mouse Traps				
Stick-All® Trap, Includes (1) Board	9⅞" x 7⅞"	Kness	1VJT1	1
Stick-All® Board	6½" x 5"	Kness	6VFA2	1
Stick-All® Board	6½" x 5"	Kness	1VJT2	4
Spring-Loaded Rat Traps				
Extended Trigger	9½" x 4⅜"	JT Eaton	6VEZ7	1
Plastic Big Snap-E®	5½" x 1¼"	Kness	3LMP2	1
Glue Rat Traps				
Glue Board	9¾" x 4¾"	Tomcat	3LMN9	2
Rat Glue Boards	6½" x 5"	Kness	6VFA3	2
Bait Station				
Rodent Rock™, Rock Shaped, Slate Gray Color, (Bait Sold Separately)	13½" x 15" x 6"	JT Eaton	5PTT2	1
Rodenticide				
(72) 2-oz. Blocks, Contains Diphacinone	9-lb. Pail	JT Eaton	5PTT7	1

No. 29FX40



No. 3KJH9



Animal Traps

Easy to bait, set, and release. Steel reinforced for long life. Smoothed inside edges protect animals. Feature 1 gravity-action door for quick snatch.

Description	Overall Height	Overall Width	Overall Length	Brand	Item No.
Small Rodents	17"	15"	42"	JT Eaton	29FX40
Small Birds	6¼"	12¼"	17¼"	Kness	3KJH7
Pigeons	8¼"	18¼"	36¼"	Kness	3KJH9

No. 3KJH7



safety & security

Fire Safety	356-360
First Aid	361-368
Safety Training	369-370
Matting	371
Indoor & Outdoor Traffic Safety	372-380
Safety Storage	381-384
Spill Control	385
Security	386-390

FEATURED PRODUCTS

IP Network Camera with Contrast Enhancement, Day/Night Capabilities, Tamper and Motion Detection

ITEM # 30PN58

Available on

Grainger.com®



Brass Chain Door Guard

ITEM # 1HEX5

Available on

Grainger.com®



Drum Spill Kit for Universal/Maintenance Fluids, 30-gal. Container Size

ITEM # 4TAJ6

**PAGE
386**



Steel Security Safe with Electronic/Card Swipe Lock

ITEM # 45DP81

Available on

Grainger.com®



Smoke and Combination Smoke/CO Alarms

All units are interconnectable (unless otherwise noted) and must interface directly with their own brand of interconnectable smoke and CO alarms. Ionization alarms respond best to fast-raging fires. Feature green LED power-on indicator. Operating temp.: 40° to 100°F. 120VAC, 60 Hz.

Smoke Alarms— Test/Reset button tests alarm circuitry, alarm activation, and battery function. 85dB horn. Red LED indicates when alarm is activated. Latching alarm identifies initiating alarm. Locking mechanisms lock the battery drawer and secure alarm to base, except No. 1XTG5 includes an optional locking mechanism that deters removal of unit.

- Meet UL, NFPA, FHA, HUD, CSFM standards

Combination Smoke/CO Alarms— Test/Reset button tests alarm circuitry, alarm activation, and peak level memory. Red LED indicates when alarm is activated. 85dB horn. No. 1XTH3 features a voice that announces "Fire", "Carbon Monoxide", and "Low Battery" warnings when detected.

- Meet NFPA 72 standards

Interconnectable Hearing Impaired—Provides a visual warning to the hearing impaired. Separate flash patterns differentiate smoke and carbon monoxide warnings.

- Meets UL 1971, ADA, ANSI 117.1, NFPA 72 standards

Description	Power	Battery Type	Battery Backup	Hush Button	Brand	Mfr. Model	Item No.
Smoke Alarms							
Ionization	AC/DC	9V	Yes	Yes	Kidde	i12040	1XTG6
Ionization with Front-Load Battery Door	AC/DC	9V	Yes	Yes	Kidde	i12060	1XTG7
Ionization with Side-Load Battery Door	AC/DC	9V	Yes	Yes	BRK	9120B	2FTL8
Ionization	DC	9V	No	Yes	First Alert	FG250B	2FTN9 †
Ionization	DC	—	No	Yes	Kidde	i9010	1YNW9 †
Combination Smoke/CO Alarms							
Ionization	AC/DC	9V	Yes	Yes	Kidde	KN-COSM-IBA	1XTH3
Ionization	AC	9V	Yes	Yes	BRK	SC9120B	2FTP4
Ionization with Voice Alarm and Flashing Light	DC	(3) AA	No	Yes	Kidde	KN-CPSM-BA	5TR37 †
Hearing Impaired Strobe Light Accessory							
Strobe Light	AC/DC	—	—	—	Kidde	SL1771	3KN63 *
Interconnectable Hearing Impaired							
Strobe Light	DC	—	Yes	Yes	First Alert	7010BSL	48Z666

* For use with Kidde Alarms. † Not interconnectable.



Carbon Monoxide Alarms

- IAS6-96 Certified and UL 2034 Listed, except No. 5U747 is IAS6-96 Certified Only

85dB horn sounds when sensor detects high levels of CO. Visual LED indicator alerts user when alarm needs replacement. Operating temperature: 40° to 100°F.

Plug-In CO Alarms—No. 5U747 includes an extension cord for table or shelf mounting.

Plug-In Combination CO and Explosive Gas Alarm—Unit also detects methane or propane gas. Includes extension cord for table or shelf mounting.

Description	Digital Readout	Battery Type	Mfr. Model	Item No.
Plug-In CO Alarms with 9V Battery Backup				
AC	Yes	9V	900-0100	5U747
AC with Rechargeable Battery	Yes	9V	KN-COP-DP-10YL	4XP95
Plug-In Combination CO and Explosive Gas Alarm with 9V Battery Backup				
AC	Yes	9V	KN-COEG-3	1RK40



Emergency Signaling Devices

Audible, visual, and combination devices notify guests and employees of an emergency. Devices with a strobe are designed to flash at the same rate when used with a compatible synchronization source (not included). Strobes also feature a selectable candela output with a switch on the side of the device; setting is visible even after installation. All fit standard single gang electrical boxes; no extension ring or trim plate required. Signals are hardwired from a control panel (sold separately). UL and C-UL Listed. UL 1971 Listed for the hearing impaired. CSFM Approved.

Item	►CHOOSE: Finish	Peak Output (dBA)	Voltage	Mfr. Model	Item No.
Horn	White, Red	97.6	24VDC, FWR	EG1F-HD	G3842
Strobe	White, Red	—	24VDC, FWR	EG1F-VM	G3847
Horn Strobe	White, Red	97.6	24VDC, FWR	EG1F-HDVM	G3849
Chime Strobe	White, Red	78.6	24VDC, FWR	EG1F-CVM	G3851



No. G3842



No. G3851



Hotel Room Annunciator Kit

Kit helps alert hearing-impaired guests that someone is outside their hotel room door. A horn/strobe is mounted inside the room, and the signal is activated when the visitor pushes the button outside the room for 5 seconds. Kit includes horn/high-intensity strobe, transformer, and stainless steel faced push button. UL Listed.



Decibels	Voltage	Mfr. Model	Item No.
82dBA @ 10 ft.	Transformer Primary: 120V AC; Secondary: 24V AC	7005-G5	16G825



Fire Alarm Pull Stations

When activated, devices send signals on a hardwired connection to initiate an alarm. Replaceable glass indicates when a station has been activated. Dual-action pull station prevents accidental activation by requiring two actions by the user to initiate the alarm. UL Listed and CSFM Approved.

Description	H (in.)	L (in.)	D (in.)	Mfr. Model	Item No.
Single-Action, Pull, Tool Reset	4 ⁹ / ₁₆	3 ³ / ₈	2 ¹⁵ / ₃₂	270-SPO	1EYC6
Single-Action, Pull, Dual Contacts, Tool Reset	4 ¹ / ₂	3 ¹ / ₄	2 ¹ / ₂	270-DPO	16X263
Double Action, Pull, Dual Contacts, Key Reset	3 ⁹ / ₁₆	5 ³ / ₁₆	3 ³ / ₈	278B-1420	16X268

No. 16X263





**INDUSTRIAL
SCIENTIFIC**

AirAware™ Fixed Gas Detector

- 85dB audible and visual alarms
- NEMA 4 enclosure

Electrochemical sensor resists false alarms. 2 bright LEDs: yellow for low-alarm and red for high-alarm. Includes dual alarm relays to trigger any device that accepts a 4-20 mA or digital signal.

Description	Power	Mfr. Model	Item No.
CO, Control/Transmit	12 to 24VDC	Air-Aware-11300	1VL50



Fire Alarm Sign

Easy-to-read sign gives a visual aid in helping people be prepared in case of an emergency. Sign clearly identifies important information regarding the location of a fire alarm. Abrasion- and chemical-resistant sign is for indoor and outdoor use.



Material	H	W	Item No.
Aluminum	10"	7"	35FY29



Indoor/Outdoor Enclosures for Keypads, Buttons, and Light Switches

Polycarbonate; include gaskets and mounting hardware. Large interior space protects dual-action pull stations, keypads, intercoms, push buttons, electrical switches, and duplex plugs. Meet UL and cUL standards.



No. 5AFX7

Description	H	W	D	Item No.
Flush Mounted	8 ⁵ / ₃₂ "	5 ⁷ / ₁₆ "	2 ²¹ / ₃₂ "	5AFX7
Surface Mounted	8 ⁵ / ₃₂ "	5 ⁷ / ₁₆ "	4"	5AFY4



No. 1U112



No. 1U108



No. 6JD82



ALARM LOCK

Magnetic Exit Door Alarms

Help deter unauthorized use of emergency doors by sounding an alarm when door is opened. Alarm surface mounts on the interior side of the door, and magnetic contacts mount on the door frame. Alarms are reversible for right- and left-hand doors. For indoor use only; mounting hardware and 9V battery included. Key-controlled alarms require a mortise cylinder lock (sold separately). No. 1U112 has a low battery warning and includes a battery pack. No. 6JD82 features a programmable 6-digit keypad to arm and disarm the alarm. Has a narrow design and takes up less space.

Description	Item No.
Standard Alarm	
Key Controlled	1U112
Slimline Alarm	
Key Controlled	1U108
Keypad Controlled	6JD82



Smoke Test™

Provides functional testing for commercial and residential smoke detectors. Does not contaminate or discolor detectors or ceilings; will not damage plastics or leave a smoke residue. UL Listed.



- Convenient, easy, and safe method to test smoke detectors

Description	Mfr. Model	Item No.
CRC® Smoke Test™ 6-oz. Can	02105	3VG75

REGISTER NOW!

ENJOY THESE FEATURES & MORE

- Access your pricing
- View order history
- Save favorites to your personal lists
- Check real-time product availability



SIGN IN OR REGISTER ON **GRAINGER.COM**® TODAY!

Kidde Fire Extinguishers

UL FIRE CLASSIFICATIONS

Class A—Common combustibles (wood, paper, cloth, etc.)

Class B—Flammable liquids and gases (gasoline, propane, and solvents)

Class C—Live electrical equipment (computers, fax machines, etc.)

Class K—Cooking media (cooking oils and fats)

UL EXTINGUISHER RATINGS

The number indicates the extinguisher's relative power against that class of fire. An extinguisher rated 2A is twice as powerful against common combustible fires as one rated 1A.

Classes C and K do not have a numerical rating.

Pro Dry Chemical—5-lb. and 10-lb. units include hose.

Kitchen—Ideal for use in commercial kitchens.

Vehicle—Includes a retention bracket with a metal strap to attach to a vehicle. Meets U.S. DOT requirements for commercial vehicles.

Pressure Gauge Model—Features easy-to-read gauge, easy-to-pull safety pin, and strap retention bracket.

BRACKETS

Corrosion-resistant stainless steel straps securely hold extinguisher in place. Finger tabs allow quick access.

Note: Coast Guard approval of a fire extinguisher is only valid with the mounting bracket identified for use with that particular extinguisher.



UL Rating	Size	H	Dia.	Cylinder Material	Bracket Type Included	USCG Bracket *	Operating Pressure	Discharge Time	Range Max.	Mfr. Model	Item No.
Pro "Class ABC" Dry Chemical											
1A:10B:C	2.6 lb.	14½"	3.25"	Aluminum	Wall	4T307	100 psi	8 to 12 sec.	15 ft.	46622720	5T904
3A:40B:C	5 lb.	16"	4.5"	Aluminum	Wall	4T308	195 psi	19 to 21 sec.	18 ft.	46611220	5T899
4A:60B:C	10 lb.	19½"	5"	Steel	Wall	5T909	195 psi	17 to 21 sec.	20 ft.	46620420	4T889
6A:80B:C	20 lb.	21½"	7"	Steel	Wall	5T908	195 psi	19 to 22 sec.	20 ft.	46620620	5T903
Commercial Kitchen - Wet Chemical											
K	6L	19½"	7"	Stainless Steel	Wall	—	100 psi	55 to 60 sec.	12 ft.	25074	1FBJ8
Vehicle											
5B:C	2 lb.	11"	3.25"	Aluminum	Retention	—	100 psi	8 to 12 sec.	6 ft.	21006642N	1XTG4 *
Class "ABC" with Pressure Gauge											
1A:10B:C	2.5 lb.	13¾"	3.25"	Aluminum	Retention	Yes	100 psi	8 to 12 sec.	8 ft.	46614220N	6AJW7 *
					Bracket Type	For Use With	Cap.	Mfr. Model	Item No.		
Brackets					Wall	No. 5T904	2½ to 2¾ lb.	46640120	4T307		
					Wall	No. 5T899	5 lb.	46640020	4T308		
					Marine/Vehicle	No. 4T889	10 lb.	366242	5T909		

* Bracket necessary for USCG approval.

STI Safety Technology International, Inc. Fire Extinguisher Theft Stopper® Alarms

To help deter theft or misuse, these tamperproof alarms emit a piercing signal when a fire extinguisher is removed from its normal position. "Stop" sign design discourages wrongful use. Wireless Alarm No. 16D847 requires 4-Channel Receiver No. 16D855 or 8-Channel Receiver No. 16D856, sold separately on Grainger.com®. Mount the wireless alarm up to 1000-ft., line-of-sight, from wireless receiver.



No. 16D847

Description	Mfr. Model	Item No.
Wireless Fire Extinguisher Theft Stopper	STI-6200WIR	16D847
Fire Extinguisher Stopper®	STI-6200	3FVP6
Mini Theft Stopper®	STI-6255	2KFK8

Bradley Safety Signs

Signs are available in aluminum, fiberglass, plastic, and self-adhesive polyester.

Size	Material	Item No.
10 x 7"	Aluminum	1M086
	Plastic	1M302
14 x 3½"	Self-Adhesive Polyester	1K961
	Fiberglass	4FP26
14 x 5"	Self-Adhesive Polyester	3JY78
24 x 4"	Fiberglass	5T276



GA GRAINGER APPROVED



Fire Extinguisher Inspection Tag

Polyester tag has nylon ties. 5¼" x 3".

Description	Item No.	Pkg. Qty.
Fire Extinguisher Inspection Tag	2RMX5	25





GA GRAINGER APPROVED

Semi-Recessed Fire Extinguisher Cabinet

Galvanized steel cabinet with tempered safety glass includes nonremovable handle and keyed steel cam lock.



Cap.	Item No.
10 lb.	1RK38



Fire Blanket Wall Case

Case helps keep a fire blanket clean and dry until an emergency arises. Constructed of chemical- and corrosion-resistant red ABS plastic with high-visibility white graphics and a clear acrylic viewing window for quick identification of contents. Blanket sold separately.



Case Size	Item No.
17"H x 16½"W x 10½"D	9ULP1



Product that works.

Emergency Fire Blanket

Smothers flames and protects victims from fire in emergency situations. Woven fiberglass construction has a continuous service temperature of 1000°F. 5 ft. x 6 ft. Packed in an 18" x 12½" red herculite stain-resistant pouch that has 2 heavy-duty grommets for wall hanging. Hook-and-loop closure at the bottom of the pouch allows fast, easy access. Can be washed with soft sponge; air dry.



Item	Item No.
Fire Blanket and Pouch	1N783



Fire Blanket

100% worsted wool carrier is soaked in a water-based, water-soluble gel. 5 ft. x 6 ft. Can be used to put out small fires, as well as to extinguish flames on a victim or protect a rescuer from heat and flame. 5-yr. shelf life.



Item	Item No.
Fire Blanket	5M565



GA GRAINGER APPROVED

Fire Blanket

Blanket quickly and effectively smothers flames to help minimize burn injuries. Made of naturally fire-retardant 100% wool that is treated to make it even more fire retardant. Useful for general first aid or for emergency situations.



Blanket Width	Blanket Length	Item No.
62"	84"	SANT4



Fire/First Aid Blanket

• Meets Federal Standard Title 16 CFR Part 1610 for flame-retardant use

Durable wool blanket can be used to smother flames, drape over injured victims, and cover stretchers and other rescue carriers. 7 ft. x 5½ ft. Stores neatly in bright red, weather-resistant nylon pouch. Fully-serged hems.



Item	Item No.
Fire Blanket and Pouch	4T178



No. 39N803



Bloodborne Pathogen and First Aid Kits

Bloodborne pathogen kits are designed to help protect persons attending to the injured or ill. No. 39N783 meets OSHA 29 CFR 1910.151(b). First aid kits are designed to help meet a wide variety of first aid needs. No. 39N795 is ANSI Z308.1-2003 Compliant. No. 39N782 also includes components for spill cleanup. No. 39P267 is designed for earthquake survival.



No. 39N783

Description	H	L	People Served	Item No.
Bloodborne Pathogen Kits				
Bloodborne Pathogen Kit	4½"	7½"	1	39N783
Bloodborne Pathogen Kit w/CPR	4½"	7½"	1	39N803
Disposable Bloodborne Pathogen Kit	2¼"	1¾"	1	39P269
Disposable Bloodborne Pathogen Kit	1½"	10½"	1	39P248
First Aid Kits				
First Aid Kit, Compact	2¼"	1¾"	1	39P270
First Aid Kit, Medium	7 ³ / ₁₀₀ "	10 ³¹ / ₁₀₀ "	25	39P234
First Aid Station	6"	8¾"	25	39P236
First Aid Kit Cabinet w/ 2 shelves	15"	10¼"	100	39N795
Spill Clean Up Kit				
Spill Clean Up Kit, Small	3 ¹³ / ₂₀ "	4¼"	1	39N782



SmartTab ezRefill™ Bulk First Aid Kits

• ANSI/ISEA Z308.1-2009 Compliant

Clearly labeled compartments and refill tabs make cabinet easy to use and restock.

Includes

(1) FAE-3000: Patch Plastic Bandage, 1½" x 1½", 10/Box (1) FAE-3001: Fabric Bandage, 1" x 3", 25/Box, (1) FAE-3004: Plastic Bandage, ¾" x 3", 25/Box, (1) FAE-3006: Fingertip Fabric Bandage, 10/Box, (1) FAE-3008: Knuckle Fabric Bandage, 10/Box, (1) FAE-3009: Elastic Bandage Wrap, 2" x 5 yd., 1/Box, (1) FAE-5010: Butterfly Wound Closure, 10/Box, (1) FAE-6007: Triangular Sling/Bandage, 40" x 40" x 56", 1/Box, (1) FAE-5000: Gauze Dressing Pad, 2" x 2", 10 Pads, (1) FAE-5005: Gauze Dressing Pad, 3" x 3", 10 Pads, (1) FAE-5002: Conforming Gauze Roll, 2", 1/Box, (1) FAE-5006: Conforming Gauze Roll, 3", 1/Box, (1) FAE-5012: Trauma Pad, 5" x 9", (1) FAE-4001: Alcohol Cleansing Pad, 20/Box, (2) FAE-4002: BZK Antiseptic Towelettes, 10/Box, (1) FAE-4004: Castile Soap Towelettes, 10/Box, (1) FAE-7011: First Aid/Burn Cream, 10/Box, (1) FAE-7021: Antibiotic Ointment, 10/Box, (1) FAE-6000: First Aid Tape, ½" x 10 yd., 1/Box, (1) FAE-6004: Scissors, (1) FAE-6013: Moleskin (Blister Prevention), 2", 10/Box, (1) FAE-6017: First Aid Guide, (1) FAE-6018: Exam-Quality Vinyl Gloves, 4/Box, (1) FAE-6019: Stainless Steel Tweezers, (1) FAE-6015: Cpr Face Shield and Vinyl Gloves Set

Item No.

3WHP6

(50) ¾" x 3" Adhesive Plastic Bandages, (3) 1¾" x 3" Large Fingertip Fabric Bandages, (2) 1½" x 3" Knuckle Fabric Bandages, (6) 2" x 2" Gauze Dressing Pads, (1) 5" x 9" Trauma Pad, (1) 2" Conforming Gauze Roll Bandage, (1) 36" Triangular Sling/Bandage with (2) Safety Pins, (12) Aspirin Tablets, 6" x 2" (12) BZK Antiseptic Towelettes, (6) Antibiotic Ointment Packs, (3) Insect Sting Relief Pads, (1) ½" x 5 yd. First Aid Tape Roll, (1) 4" x 5" Instant Cold Compress, (1) Sterile Eye Pad, (1) 4 oz. Eye Wash, (1) Pair Nitrile Gloves, (1) 4½" Nickel-Plated Scissors, (1) 4" Plastic Tweezers, (1) First Aid Guide

46G236



Bulk First Aid Kit

Front and back labels in English and Spanish.

Includes	Item No.
(50) ¾" x 3" Adhesive Plastic Bandages, (2) 1½" x 3" Knuckle Fabric Bandages, (3) 1¾" x 3" Large Fingertip Fabric Bandages, (6) 2" x 2" Gauze Dressing Pads, (3) 2-Pks, (1) 5" x 9" Trauma Pad, (1) 2" Conforming Gauze Roll Bandage, (1) 36" Triangular Sling/Bandage, with (2) Safety Pins, (12) Aspirin Tablets, (6) 2-Pks, (12) BZK Antiseptic Towelettes, (6) Triple Antibiotic Ointment Packs, (3) Insect Sting Relief Pads, (1) ½" x 5 yd. First Aid Tape Roll, (1) 4" x 5" Instant Cold Compress, (1) Sterile Eye Pad, (1) Eye Wash, 4 oz., (2) Exam Quality Vinyl Gloves, (1) Pair, (1) 4½" Scissors, Nickel Plated, (1) 4" Tweezers, Plastic, (1) First Aid Guide	2TUU4



by Honeywell

General Bulk First Aid Kits

• **ANSI Z308.1-2009 Compliant**

All kits are plastic and weatherproof to keep supplies clean and dry. Nonunitized.

Includes	People Served	Item No.
(48) Adhesive Bandages, (6) Burn Treatments, (2) Eye Treatments, (18) Medicinals	25	4EY88
(129) Adhesive Bandages, (12) Burn Treatments, (3) Eye Treatments, (36) Topical Medicinals	50	4EY89
(146) Adhesive Bandages, (12) Burn Treatment Packs, (6) Eye Treatment Packs, (36) Medicinals	75	4EY90

No. 4A421



by Honeywell



Bulk First Aid Kits & Cabinet

For a complete list of contents, visit Grainger.com®.

Kits—Rustproof steel cabinets have carrying handles and mounting brackets.

• **ANSI Z308.1-2009 Compliant**

Unfilled Cabinet—Steel cabinet has white powder-coated finish, 3 fixed shelves, 1 pull-out shelf, clear plastic window in door, and lock with 2 keys. Measures 27"H x 18"W x 8"D

No. 5AC21



People Served	Brand	Item No.
Bulk First Aid Kits		
100	North	4A421
150	North	3AP27
200	North	5AC21
Unfilled Cabinet		
—	Durham	3KR08



by Honeywell

Soft-Sided First Aid Kits

• ANSI Z308.1-2009 Compliant

Portable first aid kits come packed in a nylon bag with carrying handles. Large kit also includes shoulder straps. For a complete list of contents, visit Grainger.com®.

Description	People Served	Item No.
Medium	10	3TB84
Large	25	3TB83



No. 3TB83



First Responder Kit

Includes the essential first aid supplies to handle disaster situations. For a complete list of contents, visit Grainger.com®.

No. of Components	Item No.
113	5DXX8



No. 46G223



General-Purpose Bulk First Aid Kits

• ANSI/ISEA Z308.1-2009 Compliant

Kits contain first aid treatment for common injuries. Supplies organized in compartments for quick identification and access. For a complete list of contents, visit Grainger.com®.

Description	People Served	No. of Components	H	W	D	Item No.
Nylon First Aid Kit	1	158	8"	16"	7½"	46G234
Plastic Spanish First Aid Kit	10	113	10¾"	11"	3"	36M329
Plastic First Aid Kit	50	237	9"	9½"	2¾"	46G223



No. 3ZM55



No. 3LY50



Bloodborne Pathogen Safety Training Posters

Laminated, edge-sealed paper for greater tear resistance and durability. 18"H x 24"W.

Description	Mfr. Model	Item No.
English	PS125E	3ZM55
Spanish	PS125S	3LY50



by Honeywell

Bloodborne Pathogen Kit

• Meets OSHA Bloodborne Pathogen Standard 29CFR 1910.1030

Contains supplies for cleanup and PPE to protect employees.

Description	Includes	Mfr. Model	Item No.
Kit			
Bloodborne Pathogen Kit with Plastic Case	(1) 2 oz. Vial Absorbent Beads, (1) Poison Control Directory, (1) Shovel, (1) Towelette, (1) Towel, (1) Hand Wipe, (1) Surface Wipe, (2) Biohazard Bags, (2) Bag Ties, (2) Gloves, (2) Shoe Covers, (1) Surgical Mask and Shield, (1) Disposable Gown, (1) Scraper	019740-0027L	1N734
Refill Components			
Complete Sealed Refill Kit for No. 1N734		127010	6T401
Biohazard Bag, Towels, Wipes		021601	6AH25



by Honeywell

Body Fluid Cleanup Kit

• Meets OSHA Bloodborne Pathogen Standard 29CFR 1910.1030

Portable kit packaged in a sealed poly bag.



Includes	Item No.
(4) Vinyl Gloves, (1) Red Biohazard Bag, (1) Twist Tie, (1) 3/4 Oz. Liquid Treatment System, (1) Disposable Towel, (1) Antimicrobial Wipe, (1) Face Mask w/Eye Shield, (1) Pick Up Scope, (1) Gown, (1) Surface Cleaning Wipe	5ELW0



by Honeywell

Disposable CPR Masks

• Meet OSHA Bloodborne Pathogen Standard 29CFR 1910.1030

Protect rescuer from cross-contamination and bodily fluids. No. 4T382 has a 1-way valve in a 4cm bite block/airway tunnel.



No. 3PAH8

Description	Includes	Mfr. Model	Item No.
CPR Barrier with Vinyl Pouch	Pouch	121065	4T382
CPR Barrier, Unitized Package with CPR Microshield® and 4 Wipes	(2) Latex Gloves, (1) Pack of Wipes	121055	5T060
CPR Mask	Mouthpiece Valves, Carrying Pouch	425000	3PAH8



Bodily Fluid Spill Disposal Kit

Transforms spilled bodily fluids into an odorless, semisolid mass for easy cleanup.

Description	Includes	Item No.
Spill Disposal Kit	(1) Absorbent/Solidifier, (2) Scoops, (2) Disposable Gloves, (1) Disposable Bag, (1) Biohazard Disposable Bag, (1) Wipe, (2) Towelettes, (1) OSHA/CDC Clean Up Guidelines Booklet	2U284
Absorbent/Solidifier Powder, 16-oz., Pkg. of 6		2U285



by Honeywell



Disposable Face Mask with Eyeshield

Protect eyes and face from biohazardous fluids.

Description	Mfr. Model	Item No.
Face Mask w/Eye Shield, Unitized	021625	5M570



No. 3EWH7



No. 3WJC8



No. 3AFR3

NORTH *Medique*[®]
by Honeywell **Oral Medicines**

Pain relief and stomach relief medicines in convenient dispenser boxes.

Description	Brand	Item No.	Pkg. Qty.
Pain Relief			
Cedaprin, 200mg, 125 Packs of 2	North By Honeywell	3EWH7	250
Acid & Stomach Relief			
Pepto-Bismol™, Chewable Tablets	Medique	3WJC8	48
Miralac Antacid Tablets, Sugar-Free, 125 Packs of 2	North By Honeywell	3AFR3	250

NORTH
by Honeywell

Outdoor Skin Protection

SunX[®] SPF 30+ Sunscreen—Nongreasy, water-resistant formula provides both UVA and UVB protection.

BugX[®] Insect Repellent—Contains 52.25% DEET to effectively repel mosquitoes, ticks, fleas, and flies.



No. 1PBT3



No. 6AZ07

Description	Item No.	Pkg. Qty.
SunX[®] SPF30+ Sunscreen		
Lotion, 4 oz.	1PBT3	1
BugX[®] Insect Repellent		
Towelette, 8" x 5"	6AZ07	50

NORTH
by Honeywell

Medique[®]
FIRST AID ONLY

Topical Skin Treatment

Essential first aid items for skin burns or minor cuts or abrasions.



Antiseptic Spray
No. 1AV60



Petroleum Jelly
No. 5DXX7

Description	Brand	Item No.	Pkg. Qty.
Antiseptic			
2-oz. Antiseptic Spray	North	1AV60	1
Isopropyl Alcohol			
Isopropyl Alcohol, 70%, 16 oz.	Medique	2MRZ2	1
99%, 16 oz.	Medique	3WHL3	1
Isopropyl Alcohol, 99%, 1 gal.	Medique	3WHL2	1
Isopropyl Alcohol, Towelettes, Unitized	North	5AD39	100
Triple Antibiotic Ointment			
0.9g Foil Packs, Unitized	North	2AC62	10
0.9g Foil Packs, Unitized	Waterjel	1PCC4	25
0.9g Foil Packs, Unitized	Waterjel	1PCC6	144
Petroleum Jelly			
15 oz.	First Aid Only	5DXX7	1



No. 3EWA5



No. 3EVZ6

NORTH *Medique*[®]
by Honeywell **BAND-AID**[®]
HEAVY ADHESIVE BANDAGES

Bandages and Dressings

Essential tools of basic first aid; use for wound care and burns.

Description	Brand	Item No.	Pkg. Qty.
Adhesive Cloth Bandages			
Fingertip, Figure-8 Style	North By Honeywell	3EWA4	50
Adhesive Bandages, ¾" x 3"	North By Honeywell	3EWA5	100
Adhesive Bandages, 1" x 3", Cloth	North By Honeywell	3EWA6	100
Heavy Adhesive Cloth Woven Bandages			
Knuckle	North By Honeywell	3EVZ6	40
Adhesive Plastic Bandages			
¾" x 3"	Johnson & Johnson	1M908	100
1" x 3"	North By Honeywell	3EVZ5	100
High-Visibility Cloth Bandages			
1" x 3", Woven, Blue	North By Honeywell	3EWA7	100

NORTH
by Honeywell

Cold Packs

Help relieve minor aches and pains.

Description	Item No.	Pkg. Qty.
Unitized Cold Pack, 5¼ x 4¼"	2AG23	1
Cold Pack, 5 x 6"	4T362	10
Cold Pack, 5 x 9"	1PCH4	24



No. 1PCH4

NORTH
by Honeywell

Burn Care

Gel and anesthetic spray relieve pain and protect against contaminants.

Description	Item No.	Pkg. Qty.
Water-Jel [®] Burn Jel, ⅛-oz. Packet	2AD94	25
North [®] Burn Relief Anesthetic Spray, 2 oz.	3AX13	1



No. 3AX13

NORTH *Medique*[®]
by Honeywell

Eye Care Products

Eye drops for rewetting and redness relief. Eyewash cleans irritants from eyes.

Description	Brand	Item No.	Pkg. Qty.
Eye Drops, 0.5 oz.	Medique	2MRZ5	1
Buffered Eyewash, 1 oz.	North	2AL41	1



No. 2MRZ5

No. 4EKE4



GA GRAINGER APPROVED

Wheelchairs

Assure the mobility of your guests with these comfortable and durable wheelchairs. Choose from both manually operated and motorized models.

Manual Wheelchairs—Feature vinyl upholstery and carbon steel frame. All except No. 4YFE6 have removable desk-length arms and swing-away detachable elevated leg rests. No. 4EKE3 features standard-sized chair pocket, dual axle, and composite foot plates. No. 4YFE6 is ideal for areas with narrow corridors. Cart has top basket for essential items. Nos. 4EKE4 and 4EKE5 feature an oversize chair pocket, heavy-duty fork and welded fork stems, and aluminum foot plates.

Motorized Value and Smart Shopper—Carts feature a vinyl seat, welded steel basket, and plastic cover.

• **Solid, flat-free nonmarking wheels**



No. 4YFE3

Description	Weight Cap.	Seat Dim.		Color	Item No.
		W	D		
Manual Wheelchairs					
Excel® 2000, Narrow	300 lb.	18"	16"	Silver/Black	4EKE3
Smart Chair, Extra-Wide	250 lb.	20"	16"	Chrome	4YFE6
Excel® Extra-Wide	350 lb.	20"	16"	Silver/Navy	4EKE4
Excel® Extra-Wide	350 lb.	22"	18"	Silver/Navy	4EKE5
Weight Cap.	Overall Length	Overall Width	Overall Height	Color	Item No.
Motorized Value Shopper - Front Wheel Drive					
500 lb.	55"	24"	35"	Red	4YFD8
500 lb.	55"	24"	35"	Blue	4YFD9
500 lb.	55"	24"	35"	Silver	4YFE1
500 lb.	56"	24"	33"	Green	5DYH0
Motorized Smart Shopper - Rear Wheel Drive					
500 lb.	56"	24"	33"	Silver	4YFE2
500 lb.	56"	24"	33"	Green	4YFE3
500 lb.	56"	24"	33"	Red	4YFE4
500 lb.	56"	24"	33"	Blue	4YFE5



No. 32NF30



Touchless and Touch Door Access Switches

Hand-E-Wave™ Touchless Switch—Rugged, stainless steel switches utilize microwave technology and are ideal for use in sterile environments such as food processing plants and clean rooms. Recessed design is easy to sanitize. Touchless switch helps reduce spread of infectious diseases. Toggle or adjustable 1- to 30-sec. output time. 2- to 24-in. (typical) adjustable detection range.

Electric Push-Button and Door Access Switches—Programmable electronic switches feature rugged stainless steel construction and circuit assembly encapsulation. Field selectable options include adjustable timed output and illumination status feedback for standby or switch activation time. Nos. 3CWR2 and 3CWR3 are ADA Compliant and can be programmed for timed output or toggle (On/Off) operation. Include programmable audio feedback with a “finder click” for the sight impaired.

Note: Electrically operated switches will not function without power; use Power Supply No. 4TXX4, sold separately on this page.



No. 3CWR2

Description	H	W	D	Voltage	Mfr. Model	Item No.
Hand-E-Wave™ Touchless Switch						
Narrow, Stainless Steel	4½"	1¾"	1"	—	HEW-1	32NF30
Single Gang, Stainless Steel	4½"	2¾"	1"	—	HEW-2	32NF31
Electric Push-Button and Door Access Switches						
Piezoelectric Switch, "Push To Open" Graphics, 1 N/O, 1 N/C, 2A @ 30VDC	4½"	—	1¼"	12 to 24VDC	PEBSSN6	4TXX6
Piezoelectric Switch, "Push to Open" Graphics, 1 N/O, 1 N/C, 2A @ 30VDC	4½"	2¾"	1¼"	12 to 24VDC	PEBSS6-US	4TXX7
Stainless Steel Bezel, 1 SPDT, 8A @30VDC	5½"	3¾"	1"	12 to 24VDC	PHSS1-US	3CWR2
Black Powdercoat Bezel, 1 SPDT, 8A @30VDC	5½"	3¾"	1"	12 to 24VDC	PHSK1-US	3CWR3

ZOLL® Automated External Defibrillators (AEDs)

Full-rescue AEDs provide Real CPR Help® for rate and depth of chest compressions during CPR. Voice prompts and easy-to-follow graphics guide the rescuer through the complete Chain of Survival, starting with checking responsiveness and ending with CPR compressions. AED units with PlusTrac™ provide a third-party web-based service that ensures the AED is properly maintained and has all necessary components. Acts as a resource for employees and ensures compliance with Good Samaritan laws. The PlusTrac™ system provides program quality and compliance with an administrative tracking system and escalating notification.

AED Plus®—AEDs are Class III medical devices and require medical direction that is included with every AED Plus® unit. Also included with every unit are 10 batteries and 1 set of CPR-D padz®. Pediatric pads (Pedi-padz II®) No. 1YNR9 are sold separately.

AED Pro®—Provide the ruggedness, portability, and advanced functionality that basic and advanced life support professionals require. High-resolution LCD allows professionals to visualize a patient's ECG while utilizing a 3-lead monitoring cable (sold separately). Real CPR Help® feature achieves optimum rate and depth of compression levels through audible and/or visual prompts, while See Thru CPR® feature enables professionals to view a patient's underlying ECG rhythm. Can withstand harsh environments including a 1.5m drop test. Batteries sold separately.



No. 1YNR5



No. 4EGN3

Description	Cable Length	H	W	D	Mfr. Model	Item No.
AED Plus® with Medical Direction, CPR-D Padz, and Batteries						
Unit	33½"	11½"	9½"	5¼"	21700010101011010	1YNR5
Unit w/PlusTrac1 Program Management	33½"	11½"	9½"	5¼"	21800010101011010	1YNR6
Unit w/PlusTrac5 Program Management	33½"	11½"	9½"	5¼"	21900010101011010	1YNR7
AED Pro® with Medical Direction and CPR-D Padz						
Unit	—	9½"	9½"	3"	91710200499991010	4EGN3
Unit w/PlusTrac1 Program Management	—	9½"	9½"	3"	91810200499991010	4EGN4
Unit w/PlusTrac5 Program Management	—	9½"	9½"	3"	91910200499991010	4EGN5
AED Plus® and AED Pro® Accessories						
CPR-D Padz	33½"	—	—	—	8900-0800-01	1YNR8
Pedi-Padz II	31½"	—	—	—	8900-0810-01	1YNR9
AED Pro® Accessories						
Battery Pack	—	—	—	—	8000-0860-01	4EGN8
3-Lead ECG Monitoring Cable	60"	—	—	—	8000-0838	4EGN9



AED Storage Cabinets

Corrosion-resistant storage cabinets with highly visible defibrillator graphics protect AED from dust, dirt, and moisture. Equipped with viewing windows.



No. 1YUB7



No. 4EGP6
(AED Sold Separately)



No. 1YUB8


Description	H	W	D	Door Type	Door Opening Height	Door Opening Width	Brand	Mfr. Model	Item No.
Metal Storage Cabinet w/Alarm	20¼"	20¼"	9¼"	Manual	17"	17"	Allegro	4210-01	1YUB7
Metal Storage Cabinet w/Alarm	17½"	17½"	9"	Manual	14"	14"	Zoll	8000-0855	4EGP6
Plastic Storage Cabinet w/Alarm	18"	14"	9½"	Manual	16"	12"	Allegro	4400-DA	2KJN6
Plastic Storage Cabinet	18"	14"	9½"	Manual	16"	12"	Allegro	4400-D	1YUB8




AED Signs

Signs alert employees to the location of the AED in case of an emergency. Plastic signs have 4 mounting holes. Polyester signs are self-sticking; acrylic signs have 2 mounting holes.

Description	Material	Mfr. Model	Item No.
AED Automated External Defibrillator w/Pictogram, 10x7 In	Plastic	102716	1MBG8
AED Automated External Defibrillator w/Pictogram, 14x10 In	Plastic	102717	1MBG9
AED Automated External Defibrillator w/Pictogram, 5 X 3 ½ In	Polyester	102713	1MBH1
AED Automated External Defibrillator Inside w/Pictogram, 3 ½ X 5	Self-Adhesive Polyester	102714	1MBH2
AED w/Pictogram, 8 X 8 In	Acrylic	LOAE01A	1MBH3
AED w/Pictogram, 6 X 9 In	Acrylic	V1AE01A	1MBH4



Nos. 1MBH1,
1MBG8,
1MBG9



No. 1MBH2



No. 1MBH3



No. 1MBH4



No. 36M330



No. 36M338



CPR Kit and Mask

Bilingual CPR Station No. 36M330 helps keep your facility prepared for emergencies by including all the supplies necessary to perform CPR. CPR Mask No. 36M338 features a low-resistance one-way valve with a disposable 3M™ Filtrite™ filter that helps provide protection from bodily fluids during resuscitation. Latex-free mask also has a preinflated cuff that provides an effective seal around the mouth.

Item	Includes	Item No.
Bi-Lingual CPR Kit	(1) Backboard with Mounting Materials, (4) CPR Face Shields with One-Way Valve, (8) Exam Quality Latex Free Vinyl Gloves, (4) Antimicrobial Wipes, (1) Biohazard Bag with Twist Tie, (1) CPR Card - English, (1) CPR Card - Spanish	36M330
CPR Mask	One-Way Valve, Non-Latex Gloves, Instruction Guide, Clamshell Case	36M338

• Locking top flap for safe disposal



No. 2TUW7



Sharps Containers and Brackets

Puncture-resistant containers provide safe, cost-effective sharps disposal. With locking top flap and rotating cylinder top.

Description	L	W	H	Item No.
Sharps Container, 1 qt.	3½"	3½"	7½"	2TUW7
Sharps Container, 5 qt.	12½"	5½"	10½"	2TUW8
Mounting Bracket, Plastic, for No. 2TUW8	10"	6½"	5½"	2TUX1



No. 1ZBY5



No. 1ZBY6



Whistles

Made of high-impact ABS plastic.

Description	Item No.
Standard Whistle, 120dB	1ZBY5
Horn Blast Whistle, 109dB	1ZBY6



No. 2TUU2



No. 46G232



Emergency Preparedness Kits

Contain the fundamental supplies needed to address various emergency situations. All kits are conveniently packaged in a modular design case. For a complete list of contents, visit Grainger.com®.

No. of Components	H	W	L	Item No.
33	8¼"	3¾"	8¾"	2TUU2
168	4"	9"	12"	46G232



Flashlight

Provides a beam of light whenever you need one. Simply plug the emergency blackout flashlight into a wall socket for constant charge; 3 LEDs automatically light up when there is a power failure or blackout. Functions as a night-light (1 LED). You can also unplug it and fold up the prongs for use as a flashlight.




Description	Body Color	Item No.
American Red Cross Blackout Buddy, Plug-In LED Flashlight	White	6GGL7

No. 3YKP4



No. 3YKY1

No. 6GWX2



MARCOM

Safety and Regulatory Compliance Training

DVD kits include an instructor's guide, DVD, reproducible scheduling and attendance forms, employee quiz, training certificate, 5 posters, and 30 employee booklets. DVD programs are packaged in a 3-ring binder with instructors guide, DVD, reproducible scheduling and attendance forms, employee quiz, and training certificate.

OSHA and Dot Compliance—Provide materials facilities need to come into compliance with OSHA and DOT regulations.

General Safety—Provide materials needed to promote and conduct a complete safety meeting.

Construction Safety—Provides important safety information for ladder usage.

Description	DVD KITS	
	Item No.	DVD PROGRAMS Item No.
OSHA and DOT Compliance		
Bloodborne Pathogens in Commercial and Industrial	3YKP4	6GWPO
Lock-Out/Tag-Out	3YKR4	6GWP4
Personal Protective Equipment	3YKR7	6GWP9
DOT HAZMAT Safety Training	6GWL6	6GX48
General Safety		
ANSI Material Safety Data Sheets	3YKW1	3YLD8
Electrical Safety	3YKY1	3YLF2
Fall Protection	3YKZ4	3YLG1
Hand and Power Tool Safety	3YLA4	3YLG9
Ladder Safety	3YLC1	3YLH6
Material Handling Safety	3YLC3	3YLH8
Safety Housekeeping and Accident Prevention	3YLC7	3YLJ3
Slips, Trips & Falls	6GWH2	6GWK4
Construction Safety		
Ladder Safety-Construction	6GWT2	6GWX2
First Aid-Construction	6GWR8	6GWU8

Description	Item No.	Pkg. Qty.
Spanish Language Handbook		
Slips, Trips & Falls, 16-page booklet, Spanish Language	41J130	15



Placard Kit



No. 5AZ67

NFPA Placards

Identify hazardous chemical containers and dedicated hazardous material storage areas, based on the National Fire Protection Association (NFPA) Code No. 704M and Federal Standard 313. Mount on walls of hazardous areas, or on potentially dangerous equipment.

NFPA Placard System—Customizable placards can be used indoors or outdoors. Includes 10 blank NFPA placards and 10 characters of each: 0 to 4, W ("Use No Water" symbol), radiation symbol, OXY, ACID, COR, ALK.

Blank Hazardous Material Placard—Use die-cut numbers and letters to mark corners of placards. Has 4 mounting holes.

Material	Square	Character Height	Item No.
NFPA Placard System			
Pressure Sensitive Vinyl	10"	4"	1UR98
Pressure Sensitive Vinyl	15"	6"	3RY80
Material	Square	Quick Align® Size Required	Item No.
Blank Hazardous Material Placard			
Fiberglass	11"	4"	5AZ67
Fiberglass	16"	6"	6G873



No. 6AV66



No. 5U605



Right-To-Know (RTK) Document Centers and Binders

Comply with OSHA requirements by keeping important Material Safety Data Sheets (MSDS) easily accessible.

Description	H	W	D	Mfr. Model	Item No.
RTK Compliance Center, English, Single	20"	14"	4½"	2010	6AV66
RTK Compliance Center, Bilingual, Single	20"	14"	4½"	2010SP	4XP98 *
RTK Compliance Center, English, Double	20"	29"	4½"	2010DB	5RE32
Replacement Wire Binder Holder, Yellow	9"	14"	4½"	2014	5RB49
MSDS Binder, English, Large Size	11½"	11¼"	3¼"	2024	3ZM63
MSDS Binder, English, Standard Size	11½"	10½"	1½"	2023	5U605

* English/Spanish.

HEAT STRESS

RELATIVE HUMIDITY: 70%, 60%, 50%, 40%, 30%

TEMPERATURE: 100°F (37.8°C), 95°F (35°C), 90°F (32.2°C), 85°F (29.4°C), 80°F (26.7°C)

Heat Exhaustion
 Symptoms: headaches, dizziness or lightheadedness; weakness; rapid changes such as irritability, confusion or the inability to think straight; upset stomach, vomiting; decreased or dark colored urine; fainting; and pale, clammy skin.
 Actions to take:
 • Act immediately: If not treated, heat exhaustion may advance to heat stroke or death.
 • Move the victim: to a cool, shaded area to rest. Don't leave the person alone. If symptoms include dizziness or lightheadedness, lay the victim on their back and raise the legs 6-8 inches. If symptoms include nausea or upset stomach, lay the victim on their side.
 • Loosen clothing, and remove any heavy clothing.
 • Give cool water: about a cup every 15 minutes to the victim unless the person is sick to the stomach.
 • Cool the body: by fanning and spraying with a cool mist of water or applying a wet cloth to the person's skin.
 • Call 911: for emergency help if the person does not feel better in a few minutes.

Heat Stroke
 Symptoms: dry, pale skin with no sweating; hot, red skin that feels sunburned; mood changes such as irritability, confusion, or the inability to think straight; seizures or fits; and unconsciousness with no response.
 Actions to take:
 • Call 911: for emergency help immediately.
 • Move the victim: to a cool, shaded area. Don't leave the person alone. Lay the victim on their back. Move any heavy objects away from the person if symptoms include seizures or fits. If symptoms include nausea or upset stomach, lay the victim on their side.
 • Loosen clothing, and remove any heavy clothing.
 • Give cool water: about a cup every 15 minutes to the victim if alert enough to drink something but not if the person is sick to the stomach.
 • Cool the body: by fanning and spraying with a cool mist of water or wiping the victim with a wet cloth or covering them with a wet sheet.
 • Use ice packs: under the armpits and groin area.



Heat Stress Poster

Bright graphics and clear instructions help raise awareness and reinforce your safety message.

Description	Mfr. Model	Item No.
Laminated Plastic, 18"W x 24"H	PST728	31A027



Hotel Safety Training Materials

• Meets requirements for employee training

17-min. video aims to teach lodging/conference center personnel how to prevent and respond to guest and employee slips, trips, and falls. Kit includes instructor guide and employee quiz.

Description	Mfr. Model	Item No.
Safety Training Kit DVD	STFHLOPD	18D020
DVD Only	STFHTDVD	18D072



No. 23J573



No. 10X325



No. 33W350

Description	Item No.
Training Materials	
GHS Comprehensive Training Kit	10X333
GHS Training Manual	10X334
GHS Training Video	10X336
GHS Student Training Manual	10X335
SDS Pocket Booklets, PK10	10X337
GHS Worker Video EN	23J562
GHS Worker Video SP	23J563
SDS Pocket Booklet, SP, PK10	23J564
GHS Wall Chart (24x36) EN/ES	23J570
GHS Placard Reference Chart (24x 36)	23J571
GHS Placard Reference Chart (18x24)	23J572
GHS Information Station (24x36), ENG/SPAN	23J573
Double SDS Station (24x36)	23J574
Double SDS Station (24x36) EN/ES	23J575
Single SDS Station (18x24)	23J576
Single SDS Station (18x24) EN/ES	23J577
GHS Training Manual, Spanish	33W350
GHS Training Workbook, Spanish	33W351
SDS Binders w/A-Z Dividers, English/Spanish	23J578
SDS Binder With A-Z Dividers, English	10X332
Training Signs	
GHS Trained Banner 3 x 5	23J566
We are GHS compliant 3 x 10	23J567
Information Centers and Accessories	
GHS Information Center, 2 Binders	10X325
GHS Information Center, 1 Binder	10X326
GHS Pictogram Wall Chart 24 x 36	10X329
GHS Information Wall Chart 24 x 36	10X327
GHS Information Wall Chart 18 x 24	10X328
GHS Wallet Cards, PK50	10X331



Globally Harmonized System (GHS) of Classification and Labeling

In an agreement reached under the United Nations, countries all over the world are adopting a single approach to classifying chemical hazards, designing warning labels, and organizing information on safety data sheets.

Training Materials—GHS Training Kit No. 10X3333 is an excellent value for training an entire workforce. Includes an instructor's manual, instructor slides, video training program, student notebook, SDS pocket booklets, student certificates, and GHS wallet cards. Components are also available separately.

Information Centers and Accessories—Centers provide a central place for easy access for GHS materials.



NO TRAX
FLOOR MATTING®

Indoor Vinyl-Backed Carpet Entrance Matting

Captures 80% to 90% of dirt from foot traffic when used as part of a complete entrance matting system. Vinyl backing helps protect floors while providing exceptional performance in highly visible environments. Beveled edge on all 4 sides helps minimize tripping. Passes flammability tests DOC-FF-1-70 and DOC-FF-2-70.

Medium-Traffic—Linear high/low rib design provides excellent directional scraping and retains moisture while trapping debris. 24 oz. of needle-punched yarn per square yard.

Light-Traffic—Cut pile carpet mat offers good moisture and grime retention. 19 oz. of colorfast yarn for functional service and easy cleanup.

►CHOOSE: Color	Size	Thickness	Mfr. Model	Item No.
Medium-Traffic				
Hunter Green, Red/Black, Gray, Brown, Charcoal	3 x 5 ft.	3/8"	117	E9401
	4 x 6 ft.	3/8"	117	E9403
Light-Traffic				
Charcoal, Dark Brown, Red/Black	3 x 5 ft.	5/16"	130S0035	D9161



NO TRAX
FLOOR MATTING®

High-Traction Corrugated Runners

Vinyl, corrugated sharp-tooth rib profile improves traction and is easily swept clean. Provide excellent slip resistance and floor protection. Carts roll easily over these low-profile, 1/8"-thick runners.

Size	Item No.
3 x 60 ft.	3H392
3 x 150 ft.	3H393



No. 3H392



NO TRAX
FLOOR MATTING®

Indoor Rubber-Backed Carpet Entrance Matting

Guzzler™ matting with high/low, crushproof waffle design and rubber-edged perimeter provides superior water and soil control in medium- to heavy-traffic areas. Designed to capture 80% to 90% of dirt from foot traffic when used as part of a complete entrance matting system. Offers superb scraping action and moisture retention with the extra durability of a rubber-backed carpet mat. Cleated backing grips floor surface to reduce mat movement. Resists severe temperature changes. Molded beveled edging creates a retention dam to trap moisture. 26 oz. of yarn per square yard.

►CHOOSE: Color	Size	Thickness	Mfr. Model	Item No.
Charcoal, Hunter Green, Burgundy, Brown	3 x 5 ft.	3/8"	166	D9166
	4 x 6 ft.	3/8"	166	D9167



apache
mills™

Rubber Entrance Mats

Durable, 60% recycled rubber material has molded scraping ribs for great shoe-scraping performance. Help reduce moisture and dirt tracked indoors. Beveled edges for safety. Heavy-duty construction withstands exposure to harsh outdoor elements.

►CHOOSE: Color	L	W	Thickness	Mfr. Model	Item No.
Black	5 ft.	3 ft.	3/8"	793760900	6LUP2
	6 ft.	4 ft.	1/4"	793760900	39R807



Hospitality Source, LLC

Wet Floor Sign

Two-sided, bilingual sign helps alert guests to be cautious in designated areas. Hardwood construction with walnut finish and nonskid plastic feet.

H	W	Item No.
24"	14"	33NW78



Expandable Mobile Safety Barricade System

Accordion-style barricade expands up to 13 ft. Flexible panels can be manipulated to fit a variety of applications. Folds for convenient storage.

Description	Item No.
13-Ft. L x 23"W x 40"H	2LEB5

No. 2LEA6



Floor Signs and Barrier Chain

Highly visible polypropylene floor signs for indoor/outdoor use. Chain No. 2LEB3 can be strung between signs or cones to create a visual barrier.



No. 2LEA8



No. 2LEB3

Description	Item No.
24" 2-Sided "Caution Wet Floor"	2LEA6
24" 2-Sided, Multilingual "Caution"	2LEA8
24" Plastic Barrier Chain	2LEB3



Safety Cone Barricade System

Features messaging on all 4 sides. Includes 1 cone, 1 weighted base, and 1 nylon barricade belt. 2 units are required to make complete system.

Size	Type	Item No.
36"	Multilingual	2LEC8

• See page 386 for sorbents and spill control.



No. 3NB37



No. 3NB40



Over-The-Spill™ System

Designed for quick spill containment, identification, and absorption. Station Kit No. 3NB37 features an all-plastic, refillable dispenser that attaches to flat surfaces. Includes 25 large pads. Pad Tablet No. 3NB40 mounts onto Rubbermaid® floor signs or any flat surface and holds medium-size tear-off pads.

Description	Item No.
Station Kit	3NB37
25 Large Pads (sorbs 16 oz. per pad)	3NB38
25-Pad Tablet (sorbs 12 oz. per pad)	3NB40



Wall Barrier Units

Restrict access without taking up floor space. Retractable belt barriers include a belt receiver. Belt material is heavy-duty woven polyester, 2"W.

►CHOOSE: Finish	►CHOOSE: Belt Color	Belt Length	Mfr. Model	Item No.
Black, Blue, Green, Red, Yellow	Black, Green, Yellow, Red, Blue, Yellow/Black Chevron	7½ Ft.	896	D0087
Black, Red, Yellow	Black, Green, Yellow, Red, Blue, Yellow/Black Chevron	15 Ft.	897	D0103

BANNER STAKES

Indoor/Outdoor Barricade System

• **No assembly required**
Crowd-control system helps eliminate confusion and enhances safety in crowded situations. Stakes can be placed directly into the ground or into weighted bases. Bases can be filled with 22 lb. of water or sand. Both stakes and bases are rust-resistant. 4"W spring-loaded head can accommodate over 12 ft. of retractable tape. Includes cart, 5 stanchions, 5 retractable tape heads, 5 and bases.



Description	Item No.	Pkg. Qty.
Cart Package	6UEF1	1
12' Retractable Tape Belt, Caution Legend	6UEH7	1
22" to 42" Adjustable Stake	6UEG6	5
Base	6UEH1	1



Polyethylene Delineator Portable Post

• **Meets NCHRP 350**

Features two 3" high-intensity prismatic collars on top of post with a molded-in handle. Includes a 10-lb. recycled rubber base.

Item	Color	Item No.
Delineator Post	Orange	G9281



Mobile Safety Barrier

Length when open is 13 ft. Folds accordion style with quick-release straps.

Description	H	Item No.
Polypropylene Barrier	40"	4CY24



Type 1 Folding Barricades

• **Meet MUTCD and NCHRP 350**

Use barricades to direct traffic in parking lots or as warning devices around potentially dangerous areas. They have a 12" x 24" reflective top panel and a 4" x 24" nonreflective bottom panel. Panels are recessed and replaceable. Polypropylene construction. Accommodate flashing barricade lights, sold separately on page 375. High-intensity tape provides higher reflectivity than Engineer Grade.

Description	Tape Material	Panel Length	W	H	Item No.
Type 1	Engineer Grade Sheeting	24"	24"	40"	1EKT3
Type 1	High-Intensity Sheeting	24"	24"	40"	1EKV9



No. 1EKT3



Safety Bollards

Bollards help protect your facility from damage and define pedestrian areas to prevent injuries. All-welded steel construction. No. 1GUD5 has a yellow powder-coated finish for visibility. No. 4NEN3 is chrome-plated and can be mounted indoors or outdoors.



Safety Bollard

No. 4NEN3

Overall Height	Pipe Dia.	Mounting Plate Dimensions	Color	Item No.
24"	4½"	8 x 8 x ¾"	Safety Yellow	1GUD5
42"	4"	8" diameter	Silver	4NEN3



BMP®51 Label Maker

Portable printers feature a Bluetooth®-enabled network card that works with Android®-powered mobile devices and Brady mobile app for wireless printing on the go. Built-in cutter and easy-to-load cartridges. Have USB PC connectivity. Feature a large graphical display with backlight and on-screen indicators for parts, remaining material, and battery. Also have keyboard and a number of built-in labeling apps.

Description	Item No.
Printer with Li-Ion Battery, AC Adaptor, and Battery Charger	21U176



Barricade Tape

Polyethylene tape features repeat wording to identify hazards and outline restricted areas.

Legend	Color	W	L	Item No.
Caution	Yellow/Black	3"	1000 ft.	4A416
Caution Do Not Enter	Yellow/Black	3"	1000 ft.	1N956



Barricade Tape Roll

Polyethylene tape features "CAUTION" repeat wording.

Legend	Color	W	L	Dim.	Item No.
CAUTION	Yellow	3"	300 ft.		2FZH8



BBP®35 Industrial Label Maker

Benchtop printer features a smart chip that automatically sets up labels, eliminating calibration steps and reducing label waste. Easy material changeover: drop in cartridge, lock it, and start typing. USB and Ethernet connectivity to Windows® computers.

Description	Mfr. Model	Item No.
BBP®35 Multicolor Printer with Auto Cutter	BBP35	40AW42



Reflective Warning Tapes

- Meet OSHA 1910.144(a)
- Rated as Reflectivity 1 by Federal Specification L-S-300C

Permanent adhesive tapes can be applied to most clean, dry surfaces. Engineer-grade, 7.0 mil thickness tapes are outdoor-rated for 5 to 8 yr. For use in low-light conditions or blackouts. Min. application temperature: 65°F.



Pattern	W	L	Color	Item No.
Striped	2"	30 ft.	Black/Yellow	1F012
Striped	3"	30 ft.	Black/Yellow	1F020
Striped	2"	30 ft.	Red/White	1F014
Solid	2"	30 ft.	White	1F017
Solid	2"	30 ft.	Yellow	1F018
Solid	2"	30 ft.	Orange	1F019



Nonreflective Warning Tapes

- Meet OSHA 1910.144(a), except Nos. D7625 and D7628

Permanent adhesive tapes can be applied to most clean, dry surfaces. Use in conjunction with safety signs to warn against potential hazards. No. 6N822 includes "CAUTION" in large, bold, black letters.

Pattern	W	L	► CHOOSE: Color	Item No.
Striped	1"	54 ft.	Black/Yellow	6N777
Striped	3"	54 ft.	Black/Yellow	6N780
Striped	2"	54 ft.	Green/White, Red/White, Black/Yellow	D4807
Caution/Striped	3"	60 ft.	Black/Yellow	6N822
Solid	1"	108 ft.	Blue	D7625
Solid	2"	108 ft.	Red/White	D7628



GA GRAINGER APPROVED

Pedestal Sign

Fits standard 14" x 11" poster-sized signage. Adjustable-height base. Includes 12 messages and a clear plastic sign cover.



Overall Height	Color	Material	Item No.
54¾"	Silver	Steel	1NURS



SnapLight® Light Sticks

Simply bend, snap, and shake SnapLight® light sticks for 360° of illumination and visibility up to 1 mile during an emergency. Emit no heat, flames, or sparks and are industrial-grade, phthalate-free, and waterproof.



Duration	L	►CHOOSE: Color	Item No.	Pkg. Qty.
8 hr.	6"	Blue, White	D7614	10
12 hr.	6"	Orange, Green, Yellow, Red	D7615	10
12 hr.	12"	Green	5YB27	1



Flashing Barricade Lights

• Meet MUTCD, ITE Specifications, and Federal Standards

7" polycarbonate lens can be set for flash (Type A) or steady burn (Type C) operation. Model with photo cell design conserves battery power.

No. 1EKT9



Description	Power Source	Color	Flashes per Minute	Lamp Life	Item No.
Incandescent Lamp with Photo Cell Design	6V	Amber	55 to 75	2000 hr.	1EKT9
LED Lamp	1.2 V/1800 mAh Ni-MH Battery	Yellow/Amber	55	20,000 hr.	26K992



No. 6FGZ7



No. 6FHC4



GA GRAINGER APPROVED

Colored Traffic Cones

Stackable cones for indoor or outdoor use. Injection-molded polyethylene construction.

Color	Height	Item No.
Fluorescent Red/Orange	18"	6FGZ7
Yellow	18"	1YBW6
Fluorescent Red/Orange with Reflective Collars	36"	6FHC4



Electraflash® Strobe Light

- NEMA 3R
- UL Listed and CSA Certified

Use on maintenance vehicles or material handling equipment. 80 FPM.

Note: FPM: Flashes per minute.



Color	Voltage	Amps	Lamp Life	Mounting	H	Dia.	Item No.
Red	120VAC	0.06 AC	4000 hr.	(F) ½" NPT	5¼"	5½"	3T947



No. 1AGT2



Safety Wands

Requires 2 D batteries, which are not included. Black/red body.

L	Item No.
16"	1AGT2
20½"	1AGT3



No. D0428, Lime

No. D0429, Orange

No. D0398, Orange



Non-ANSI Rated Nonreflective and Reflective Safety Vests

Polyester mesh material allows air and moisture circulation. Hook-and-loop closure.

Nos. D0428 and D0429—Reflective vests have 1" vertical stripe with trim on front and back. Elastic side straps. 3M™ Scotchlite™ material.

No. D0938—Breakaway vests has closures at waist and shoulders and 1 3/8" reflective tape.

Description	►CHOOSE: Size	►CHOOSE: Color	Item No.
Nonreflective Polyester Mesh	M/L, XL/3XL	Lime, Orange	D0428
Reflective Polyester Mesh	Universal, XL to 3XL	Lime, Orange	D0429
Tear-Away and Expandable	Universal	Lime, Orange	D0398



Traffic Marker/Speed Bump

High-visibility rubber speed bump helps mark parking areas and slows traffic for safety in high-traffic areas. Includes 4 spikes for installation.



Item	Overall Length	Color	Item No.
Speed Bump	72"	Black/Yellow	3TAH8



Convex Safety and Security Mirrors

Mirror size in inches equates to viewing distance in feet. Provides more than 160° viewing angle to reduce accidents around blind corners and in doorways. Ideal for high security areas. Easily adjusted with swivel-ball assembly and heavy-gauge steel mounting bracket. 1-pc. ABS plastic backing holds mirror lens in place and eliminates the need for trim. No. 1CYX4 has galvanized steel backing with rubber trim.



Dia.	ACRYLIC LENS/PLASTIC BACKING	ACRYLIC LENS/GALVANIZED STEEL BACKING
	Item No.	Item No.
12"	1CYX4	1CYX9
18"	1CYX5	1CYX1
26"	1CYX6	1CYX2
30"	1CYX7	1CYX3
36"	1CYX8	1CYX4



Flags and Pennants

Handheld Warning Flag—Fluorescent color provides high visibility. Reinforced to prevent ripping and tearing. Includes 24" wooden dowel.

Colored Pennants—36 pennants sewn onto reinforced polypropylene cording. 60-ft. long.

Description	Color	Material	L	W	Item No.
Handheld Warning Flag	Orange	Vinyl	24"	18"	1EKR7
Colored Pennant	Red	Vinyl	12 1/2"	9"	1EKR5
Colored Pennants	Multicolor	Vinyl	12"	9"	1EKR6



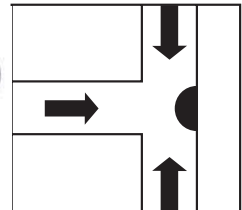
Cable Protectors

Rubber duct protector No. 5MKH7 reduces tripping hazards. Must be slit for standard power cords. 1-channel, Fastlane®, drop-over protector cable No. 22F232 has a patented 5-bar surface for maximum traction and patented L-connectors to extend to any length. 1-channel, general purpose, split-top Linebacker® cable No. 3KWX8 is constructed of all-weather polyurethane and has patented T-connectors that will extend to any length.

Max. Cable Dia.	L	W	H	Color	Item No.
1/2"	10 ft.	3 1/2"	0.75"	Black	5MKH7
1/2"	3 ft.	5 1/4"	0.75"	Black	22F232
1 1/4"	3 ft.	11 1/2"	1.62"	Orange	3KWX8



No. 2GVX8



Half Dome

Half-Dome Safety and Security Mirrors

Convenient mirrors provide overhead surveillance and help maintain vehicle/pedestrian safety. Half-dome mirror with acrylic lens provides 180° 3-way "T" intersection viewing. Typically mounts at intersection of wall and ceiling; mounting hooks included. Mirror size in inches equates to viewing distance in feet. ABS plastic backed domes are fitted into a 1-pc. molded backing.

Dia.	Item No.
18"	2GVX8
26"	2GVX9
32"	2GVY1
36"	2GVY2



Protect People and Premises

When SAFETY Matters, Count on BRADY!

The hospitality industry knows to create positive guest experiences, you must have your front and back of the house organized and protected against accidents. Brady offers the products that assist in making your property safe. Those products include Safety Signs, Floor and Egress Marking, Lockout Tagout, Absorbents and even printers to make Custom Signs, Labels or Tags. Brady has what you need to put safety first!

When it comes to identification and safety, there's a clear advantage to working with Brady. We offer a **comprehensive solution** – complete with **products, services, expertise** and **support**.

For more information, call **1-800-GRAINGER**, click on grainger.com/hospitalitysupplies or stop by your local branch.



Equipment Reliability



Slips, Trips & Falls



Egress Management



Spill Control



No. 3YPF7



No. 3ZTP1



No. 4GL23



No. 4T668



No. D3904
A, P (10" x 7")
F (10" x 7", 14" x 10")
S (3½" x 5", 10" x 7")



Traffic Signs

- Meet FHWA minimum retroreflectivity and MUTCD standards, except Nos. 3YVD7 and 4GL23

Made of high intensity prismatic sheeting mounted on aluminum for durability and visibility, except No. 3YVD7 is engineer-grade aluminum, and No. 4GL23 is fiberglass construction.

Legend	Size	Brand	Item No.
Reserved Parking	18 x 12"	Lyle	3YPF7
No Parking Fire Lane	18 x 12"	Lyle	3ZTP1
\$250 Fine	6 x 12"	Lyle	3YPF5
Van Accessible	6 x 12"	Lyle	3YVD7
Entrance	12 x 18"	Brady	4GL23



Safety Signs

Instructional safety signs deliver critical messages to help protect your personnel and visitors. Available in aluminum (A), fiberglass (F), plastic (P), and self-adhesive polyester (S).

Choose Message: Identify product above by Message, then locate desired Size and Material below.

H x W	Material					Vinyl
	Aluminum (A)	B-555 Aluminum	Fiberglass (F)	Plastic (P)	Self-Adhesive (S)	
10" x 7"	X	—	—	—	—	X
14" x 10"	X	—	—	—	—	—
7" x 10"	—	X	—	X	—	—
5" x 3½"	—	—	—	—	—	X
7" x 5"	—	—	—	—	—	X
5" x 3½"	—	—	—	—	X	—
7" x 7"	—	—	X	—	X	—
10" x 7"	X	—	X	X	X	—
14" x 10"	—	—	X	—	—	—



No. 3JW42



No. 1AJY6



No. 12E826



Antislip Tape Rolls and Strips

Pressure-sensitive adhesive-backed tape sticks to virtually any smooth, dry surface. Nos. 12E779 and 12E826 feature silicone carbide grit and can be used in both indoor and outdoor applications. Fuel, water, and fluid resistant. Both meet OSHA Standards and are NSF Certified for "High Traction". No. 12E847 features a heavily embossed nonabrasive PVC and can be easily cleaned by mopping. Nos. 12E936 and 1AJY9 are pressure-sensitive adhesive-backed tape that sticks to virtually any smooth or dry surface.

Description	W	L	Brand	Item No.
Rolls				
Flat Black Medium	2"	60 ft.	Wooster	3JW42
	4"	60 ft.	Wooster	3JW43
	6"	60 ft.	Wooster	3JW44
Flat Black Coarse	2"	60 ft.	Wooster	1AJF6
	4"	60 ft.	Wooster	1AJF7
	6"	60 ft.	Wooster	1AJY4
	2"	60 ft.	Wooster	1AJY6
Yellow/Black Stripes	2"	60 ft.	Jessup	12E779
	4"	60 ft.	Wooster	1AJY8
	6"	60 ft.	Wooster	2TU22
Yellow	2"	60 ft.	Wooster	12E936
Black	2"	60 ft.	Jessup	12E847
Glow-in-the-Dark	2"	60 ft.	Wooster	1AJY9
Strips				
Yellow/Black Stripes, "Watch Your Step"	6"	24"	Jessup	12E826



Conformable Antislip Tape Rolls

• **NSFI Certified**
Nonslip, pressure sensitive adhesive tapes adhere to irregular surfaces. Durable high-traction surface with foil backing.



Color	W	L	Item No.
Safety Track®			
	1"	60ft	3EYG6
Black	2"	60ft	3EYG7
	4"	60ft	3EYG8
Conformable, Coarse			
Black	2"	60 ft.	3LLX6



Surface Mount ADA Warning Pads

• **Comply with ADA 49 CFR 37.9.**

Raised, truncated dome pad can be felt by the visually impaired with their feet and tapping cane. Unbreakable, flexible urethane material bends and conforms to fit dips, slopes, and inclines in sidewalks and intersections. Pads can be installed quickly and easily into existing concrete with adhesive and anchors (included).

Color	Size	Mfr. Model	Item No.
Yellow	2 x 3 ft.	753	3EXA1
Yellow	2 x 4 ft.	751	3EXA2
Brick Red	2 x 3 ft.	763	3EXA4
Brick Red	2 x 4 ft.	761	3EXA5



Antiskid Epoxy Spray

- **Dries to touch in 20 min. at 77°F**
- **Resists water, chemicals, gas, and oil**
- **Use on wood, metal, fiberglass, tile, and porcelain**

Amazing Goop® spray helps you protect your environment against accidents such as slips and falls. Includes grit for texturing slippery surfaces on stairs, walkways, ladders, step pads, ramps, public restrooms, handicapped areas, hydraulic equipment, and forklift equipment. Lead-free spray provides a hard, flat, textured finish. Convenient can will coat up to 15 sq. ft.



Applic. Time	Bonding Range	Curing Time	Size	Temp. Range (°F)	Item No.
10 to 20 min.	10 to 20 min.	24 hr.	11 oz.	50° to 90°	16NG92



Stair Renovation Treads

• **Meet ASTM and ADA Standards**

Long-lasting antislip tread is easy to attach with construction adhesive and included fasteners through predrilled holes. Use indoors or out on metal, wood, concrete, and most step surfaces. Tapered back and beveled edges provide additional safety.

Color	D	3-FT. LENGTH Item No.	5-FT. LENGTH Item No.
Black	9"	1AJZ5	2TUZ5
Black	11"	1AJZ7	2TUZ8
Black with Safety Yellow Front	9"	2TUZ9	2TVA4
Black with Safety Yellow Front	11"	2TVA5	2TVA9

3M Science.
Applied to Life.

3M™ Safety-Walk™ Traction Tapes & Treads

Aluminum Oxide. Applied to keeping you from slipping up.




Even the most sure-footed need assistance from time to time. Designed for the safety of people in the workplace, these mineral and non-mineral coated products will help prevent slips and falls in dry, wet and oily conditions.

For more information, call 1-800-GRAINGER, click on www.grainger.com/hospitalitysupplies or stop by your local branch.

No. 6A231



GA GRAINGER APPROVED



Brass Stencil Kits

Easy-to-use stencils provide clear and legible warnings, precautions, and signs. Can be used with a variety of spray or brush-on paint. Characters interlock by sliding adjacent grooves together. Easy to disassemble.

Description	Character Height	Item No.
92-Pc. Numbers and Letters	2"	6A231
92-Pc. Numbers and Letters	3"	6A232
92-Pc. Numbers and Letters	4"	3W648
13-Pc. Numbers	8"	1F042
13-Pc. Numbers	12"	1F044
33-Pc. Letters	8"	1F045
33-Pc. Letters	12"	1F047



GA GRAINGER APPROVED

Parking Lot Handicapped Symbol

Flexible stencil is made of high-impact, chemical-resistant plastic. Can be used with a variety of spray or brush-on paint.



Character	Character Height	Overall Width	Overall Height	Item No.
Disabled	43"	47"	46"	3W635



GA GRAINGER APPROVED



Numbered Tags

Blank Tags

Numbered and Blank Tags

Round tags are made of durable, 18-ga. brass. **Numbered Tags**—Help provide you with quick identification for a wide range of items such as valves and key sets. 1½" dia. with ½" black numbers and ⅜" hole. Available only in unbroken series of 25 tags. **Blank Tags**—Just stamp your descriptions directly onto each tag for quick identification of most types of equipment, materials, and pipes.

No. Series	Shape	H	Item No.	Pkg. Qty.
Numbered Tags				
1 to 25	Round	1½"	6A233	25
26 to 50	Round	1½"	6A234	25
51 to 75	Round	1½"	6A235	25
76 to 100	Round	1½"	6A236	25
Blank Tags				
—	Round	1"	1F032	100
—	Round	1¼"	1F033	100
—	Round	1½"	1F035	100
—	Round	2"	2CDX5	100



No. 6A939



No. 6KP10



Inverted Striping and Marking Paint

Inverted Striping Paint—Dries fast for a durable, long-lasting finish, and is ideal for use on concrete or pavement.

Inverted Marking Paint—Precision Line® spray tip provides fast-drying, highly visible, solvent-based markings; can last 3 to 6 months when undisturbed. VOC/MIR compliant. USDA acceptable.

Color	Exposure Conditions	Size	Item No.
Inverted Striping Paint			
White	Mild to Moderate	18 oz.	6A939
Inverted Marking Paint			
Caution Blue/APWA Blue	Mild to Moderate	17 oz.	6KN88
Safety Red	Mild to Moderate	17 oz.	6KP10
White	Mild to Moderate	17 oz.	6KP32
Safety Green/APWA Green	Mild to Moderate	17 oz.	6YH09



No. 2RMV3

No. 5T825



GA GRAINGER APPROVED

Safety and Maintenance Tags

Reverse Side Legend	Item No.	Pkg. Qty.
Card Stock, 5¾" x 3" with String Ties		
Blank	2RMV3	100
Polyester Laminate 5¾" x 3" with Nylon Ties		
This Energy Source Has Been Locked Out! Unauthorized Removal Of This Lock/Tag May Result In Immediate Discharge. Remarks	5T825	25



Indoor Portable Post with Metal Base

Indoor Portable Posts with Black Base



Crowd Control Barriers

Allow you to extend belt when a barrier is needed; retract when not in use. Barriers feature SlowRetract™ technology that ensures slow, safe belt retraction and locking belt ends to prevent accidental release. Belt material is heavy-duty woven polyester. Belts are 2"W x 7½ ft. L, except Wide Webbing Belts are 6"W.

Base Type	►CHOOSE: Belt Color	►CHOOSE: Post Finish	H (in.)	Base Dia. (in.)	Mfr. Model	Item No.
Indoor Portable Posts						
Basic	Black, Green, Yellow, Red, Blue, Black and Yellow Diagonal Striped	Black, Black Wrinkle, Gray, White, Yellow, Red, Blue, Green	38	14	890B	D0007
Standard		Polished Chrome, Satin Chrome	38	14	890U	D0009
Indoor Portable Posts with Wide Webbing						
Standard	Red, Dark Blue, Dark Green, Black, Black and Yellow Diagonal Striped	Polished Chrome, Satin Chrome	38	14	889PU	D0027
Indoor/Outdoor Portable Posts (PVC)						
Hexagonal	Black, Green, Yellow, Red, Blue, Black and Yellow Diagonal Striped	Black, White, Yellow, Red	38	19	886	D0032




Barrier Posts and Ropes

Traditional rope barriers delineate lobby or reception areas. Posts, Ropes, and Rope Ends are sold separately.

Posts—Classic posts with metal base. Measure 36½"H with 14"-dia. base.

Ropes—Barrier ropes are 6 ft. long and have a durable cotton core for long life and an attractive, even drape.

	►CHOOSE: Finish	Mfr. Model	Item No.
Posts with Metal Base			
	Polished Chrome, Satin Chrome	310U-1	D0141
	Polished Brass, Satin Brass	310U-2	D0143
Snap Ends			
	Polished Chrome, Satin Chrome, Polished Brass, Satin Brass	550	D0148
Description	►CHOOSE: Rope Color	Mfr. Model	Item No.
Ropes			
Velour Rope, 6 ft.	Brown, Red, Blue, Dark Green, Black, Maroon	541	D0146



Classic Post with Metal Base



Snap End



Velour Rope



No. 5KDJ7



No. 2NET1



1-Tag Key Cabinets with Pushbutton Combination Lock

Help keep track of loaned keys. Cabinets come with consecutively numbered, hook-style, reusable key tags. Record loaner information (key number, date, and recipient) on the "out key" tags and hang them in the "loaned keys" area. Wall-mount.

Key Cap. (Units)	Overall H (in.)	Overall D (in.)	Overall W (in.)	Brand	Item No.
1-Key Cabinet with Pushbutton Combination Lock					
30	11¾	2¾	7¾	Kidde	5KDJ7
60	19½	4	13¾	Kidde	5KDJ8
120	19½	4	13¾	Kidde	5KDJ9
2-Key Cabinet with Cam Lock					
30	12	2½	8	GA	2NET1
240	20	5	16½	GA	2NET6



No. 2NEU2



No. 5KDJ3



No. 4HY63



Key Drop and Key Lock Boxes

Key Capacity	H	D	W	Brand	Item No.
1	6½"	2"	5¾"	Battalion	2NEU2
5	4½"	2¼"	2½"	Kidde	5KDJ3
5	4½"	1¾"	3¼"	Master Lock	4HY63



No. 1PGP7



No. 1PGP6



No. 1PGP9



Extend and Retract Key Holders

Each holder has a chain or cable that extends, then automatically retracts; no need to detach key. Key swivels 360°. Standard style has chrome-plated steel construction with a Type 301 stainless steel chain or cable. Belt-clip models clip to a belt; belt-loop models slide onto a belt.

Description	Extended Length	Fits Belts Up To	Color	Item No.
Key Reel, Belt Clip, 8 oz. Retraction Force				
Kevlar Cord, Standard	48"	2"	Silver	1TCX3
Kevlar Cord, Ball Socket	48"	2"	Black	1PGP7
Stainless Steel Chain, Standard	24"	1¾"	Chrome	1PGP6
Key Reel, Carabineer, 6 oz. to 8 oz. Retraction Force				
Kevlar Cord, Standard	48"	—	Black	1PGP9
Key Reel, Belt Loop, 8 oz. Retraction Force				
Kevlar Cord, Ball Socket	48"	2¼"	Black	1TCX2



No. 20KR14



No. 20KR15



Ball Chain and Coupling

Nickel-plated steel.

Ball Chain—Chain ball locks into end of coupling to close and help keep keys securely together. Coupling is sold separately.

Coupling—Attaches to both ends of chain to create a chain loop, or use to splice 2 chains together.

Description	Cable Dia. (in.)	Includes	Item No.
Ball Chain	¾"	100 ft. of Chain	20KR14
Coupling	¾"	100 Connectors	20KR15

Hallowell® Locker General Information

STEEL WARDROBE LOCKERS INCLUDE:

- **Single- and Double-Tier**—1 double ceiling hook and 2 single hooks
- **Single-Tier**—hat shelf
- **Triple-Tier**—1 double ceiling hook
- **All have seamless stainless steel recessed handle and multipoint locking system**

STEEL BOX LOCKERS INCLUDE:

- **5- and 6-Tier**—Multiple compartments in a small footprint
- **16-Person**—16 individual compartments with 4-ft. common garment rod
- **Wall-Mount**—4 individual openings grouped horizontally
- **Single-point through-the-door padlock hasp/finger pull**

Unassembled lockers also available on Grainger.com®.



Single-Tier
1 Wide



Triple-Tier
3 Wide



6-Tier Box
3 Wide



Premium™ Assembled Steel Wardrobe and Box Lockers

- 24-ga. solid body
 - 16-ga. frames
 - 16-ga. louvered doors on wardrobe lockers, 18-ga. on box locker
 - 6"H legs
 - Continuous piano hinge
 - Powder-coated finish
- Number plates and lock hole cover plate included.

Locker Type	W	H	D	GRAY Item No.	PARCHMENT Item No.
One-Tier Wardrobe					
1 Wide, 1 Opening	12"	66"	12"	4HA99	4HA85
Two-Tier Wardrobe					
3 Wide, 6 Openings	45"	78"	18"	4HB66	4HB58
Three-Tier Wardrobe					
3 Wide, 9 Openings	36"	78"	12"	4HB98	4HB92
	36"	78"	18"	4HE12	4HB96
Six-Tier Box					
3 Wide, 18 Openings	36"	78"	15"	4HE40	4HE34



Maintenance-Free Quiet™ Assembled Steel Wardrobe Locker

- 24-ga. solid body
- 16-ga. flush front doors
- 18-ga., 3"W, welded-in full-height door stiffener for maximum rigidity
- 11-ga. welded latch
- 6"H legs
- Continuous piano hinge
- Powder-coated finish

Features single-point through-the-handle latching system with no moving parts for quiet operation. Number plates are included. Parchment color.



Locker Type	W	H	D	Item No.
1 Wide, 1 Opening	18"	78"	18"	2PGG5



Decorative Premium™ Assembled Steel Wardrobe Locker

- 24-ga. solid body
- 16-ga. frames
- 16-ga. louvered doors
- 6"H legs
- Continuous piano hinge
- Powder-coated finish

Number plates and lock hole cover plate included. Green door and frame with parchment body.



Locker Type	W	H	D	Item No.
3 Wide, 6 Openings	36"	78"	18"	1AEJ4



Assembled Wardrobe and Box Quiet Steel Lockers

- 24-ga. body
- 16-ga. doors; 18-ga. on 5- and 6-Tier models
- 16-ga. frames
- 6"H legs
- Heavy-duty 16-ga. support legs
- Powder-coated finish

Feature cushioned locking channels and vandal-resistant handles. Door noise is dampened by rubber bumpers. Triple-flange shelf. Flush-mount doors have full-width ventilation louvers. Name tags and plastic shields included.



Single-Tier
3 Wide

Locker Type	W	H	D	GRAY Item No.	SAND Item No.
One-Tier Wardrobe					
1 Wide, 1 Opening	15"	78"	18"	4LA29	5ZK20
3 Wide, 3 Openings	45"	78"	18"	4LA30	5ZK21
5-Tier Box					
3 Wide, 15 Openings	36"	66"	15"	4LA20	5ZJ60
6-Tier Box					
1 Wide, 6 Openings	12"	78"	15"	4LA21	5ZJ63



No. 4RF77



No. 4RF66



No. 6YG11



No. 6YG14

Storage Cabinets

- Meet OSHA and NFPA Code 30 standards
- FM Approved (except No. 1YND7, Space-Saver, Benchtop, and Under-the-Counter models)

Note: Self-closing doors are mandatory in certain states that follow the NFPA Fire Code. Contact local Fire Marshal for specific requirements.

Paint and Ink—Paint and ink storage cabinet is 18-ga. galvanized steel with a baked-on, high-gloss epoxy powder-coat finish. Lever handle and shelf brackets on 4¾" centers. Integral handles with locking tab and door storage area for smaller containers.

Standard Steel Safety—For storing flammable liquids in containers with up to 5-gal. capacity. Constructed of fully-welded 18-ga. galvanized steel with powder-coated finish. Feature lever handle and shelf brackets on 4¾" centers.

Flammable Drum Storage Cabinet with 1 Shelf—Constructed of fully-welded 18-ga. galvanized steel with powder-coated finish. Lever handle and shelf bracket with 4¾" centers. Upper and lower vents provide connections for 2" threaded fittings.

Steel Safety Storage Cabinets—Constructed of fully-welded, 18-ga. galvanized steel with powder coat finish. U-Loc™ paddle handle with slip-resistant grip. Feature fail-safe, 3-point self-latching system and 2 keys, and will accept a

padlock for added security. SpillSlope™ shelves adjust on 3" centers and have built-in troughs to catch drips and lead to leakproof sump. Haz-Alert™ reflective labeling for added safety.

Steel Safety Storage Cabinet Towers with Legs—Fork-liftable cabinets feature 4" legs to elevate cabinets off the floor. Constructed of fully welded 18-ga. galvanized steel with powder-coated finish. Feature lever handle and shelf brackets on 4¾" centers.

Sure-Grip® EX Self-Closing—Self-closing doors automatically shut and latch when a fusible link melts at 165°F under fire conditions. 18-ga. galvanized steel construction. Meets NFPA 1 and the International Fire Code.

Space-Saver—Constructed of fully welded 18-ga. galvanized steel with powder-coated finish. Feature lever handle and shelf brackets on 4¾" centers.

Benchtop—Smaller-size cabinets can be closer to the work area. Fully welded 18-ga. galvanized steel with powder-coated finish. Flush-mounted handle with key lock and shelf brackets on 4¾" centers.

Under-the-Counter—3" kick space fits well under counters, fume hoods, or windows. Constructed of fully-welded 18-ga. galvanized steel with powder-coated finish. Feature lever handle and shelf brackets on 4¾" centers.

Cap.	Color	Door Type	No. of Shelves	H	W	D	Additional Shelf	Brand	Mfr. Model	Item No.
Paint & Ink Storage										
40 gal.	Yellow	Manual	3	44"	43"	18"	2W427	Eagle	YPI-32	4RF75
60 gal.	Yellow	Manual	5	65"	43"	18"	2W427	Eagle	YPI-47	4RF76
60 gal.	Red	Manual	5	65"	43"	18"	2W427	Eagle	PI-47	4T028
96 gal.	Yellow	Manual	5	65"	31¼"	31¼"	2W684	Eagle	YPI-62	4RF77 *
Standard Steel Safety Storage Cabinets										
30 gal.	Yellow	Manual	1	44"	43"	18"	2W427	Eagle	1932	3W208
60 gal.	Yellow	Manual	2	65"	31¼"	31¼"	2W684	Eagle	1962	3W373
45 gal.	Yellow	Manual	2	65"	43"	18"	2W427	Eagle	1947	3W209
45 gal.	Yellow	Self-Closing	2	65"	43"	18"	2W427	Eagle	4510	5T586
Flammable Drum Storage Cabinet with 1 Shelf										
110 gal.	Yellow	Manual	1	65"	58"	31½"	—	Eagle	1955	4RF66 *
Steel Safety Storage Cabinets										
4 gal.	Yellow	Manual	1	22"	17"	17"	—	Justrite	890400	1YND7
12 gal.	Yellow	Manual	1	35"	23¼"	18"	—	Justrite	891200	1YNF5
30 gal.	Yellow	Manual	1	44"	43"	18"	1YNH7	Justrite	893000	1YND9
45 gal.	Yellow	Manual	2	65"	43"	18"	1YNH7	Justrite	894500	1YNE4
60 gal.	Yellow	Manual	2	65"	34"	34"	1YNG4	Justrite	896000	1YNE9
90 gal.	Yellow	Self-Closing	2	65"	43"	34"	1YNG5	Justrite	899020	1YNG3 *
Steel Safety Storage Cabinet Towers w/Legs										
45 gal.	Yellow	Manual	2	69"	43"	18"	2W427	Eagle	1947LEGS	6YG11
60 gal.	Yellow	Manual	2	69"	31¼"	31¼"	2W684	Eagle	1962LEGS	6YG12
Sure-Grip® EX Self-Closing Safety Cabinet										
45 gal.	Yellow	Self-Closing	2	65"	43"	18"	1YNH7	Justrite	894520	1YNE5
Space-Saver										
16 gal.	Yellow	Self-Closing	1	44"	23"	18"	3KN38	Eagle	1905	3KN36
24 gal.	Yellow	Manual	3	65"	23"	18"	3KN38	Eagle	1923	6YG09
Benchtop										
4 gal.	Yellow	Manual	1	22½"	17½"	18"	—	Eagle	1904	5U736
6 gal.	Yellow	Manual	0	22"	23"	18"	GS123	Jamco	BA06	19T241
Under-the-Counter										
22 gal.	Yellow	Manual	1	35"	35"	22"	—	Eagle	1971	6YG14

* Code states that not more than 60 gal. may be Class I and Class II liquids.



Biohazard Waste Can

- Meets OSHA 29 CFR 1910.1030 for exposure to bloodborne pathogens
- FM Approved

Impact-resistant polyethylene can will not rust or corrode. Foot lever raises lid, which closes automatically after use.



Cap.	L	W	H	Mfr. Model	Item No.
6 gal.	16½"	13½"	16"	943BIO	4RF67



Oily Waste Cans

- Meet OSHA standards
- FM Approved

Self-closing, foot-operated cans have lids which open to a restricted angle and are self-closing to minimize the risk of spontaneous combustion. Durable, chemical-resistant galvanized steel construction provides extended service life. Poser-coated finish. UL Listed.



Cap.	Color	Outside Dia.	H	Mfr. Model	Item No.
6 gal.	Red	11½"	15½"	09100	2AX55
10 gal.	Red	13½"	18¼"	09300	3AD94
14 gal.	Red	16½"	20¼"	09500	3AL71
21 gal.	Red	18¾"	23¼"	09700	5AT31



Fuel Container

- Meets EPA and ASTM F852-2009
 - CARB compliant
 - UL Listed
- Provides temporary storage of gasoline. Child-resistant fuel can features self-venting for safe and easy pouring with auto shutoff. Angled and tapered container prevents spills, leaks, and reduces gas emissions. Polyethylene container is impervious to many liquid chemicals, solvents, and corrosives.

Cap.	Color	H	W	Mfr. Model	Item No.
5 gal.	Red	14¾"	8½"	85053	4FZE5



Type I Safety Cans

- Meet OSHA and NFPA Code 30 standards
- CARB compliant

Galvanized steel safety cans with leaktight, self-closing spouts provide temporary storage of flammable liquids such as gasoline (red) and diesel (yellow). Automatic vent feature protects against rupture or explosion, and flame arrestors protect contents from external ignition sources. Single opening for both filling and transfer of flammable liquids into containers with wider openings. Feature trigger release-cap. Chemical-resistant, high-gloss, with powder-coated finish. All-steel handles, except Justrite® models which have full-fisted grip handles that swing for easy handling. Kits include pour funnels.

No. 6AV78



No. 2W429



No. 6AW03



No. 4RF74

Cap.	Color	Std.	Outside Dia.	H	Brand	Mfr. Model	Item No.
Cans							
1 gal.	Red	FM, UL, ULC, TUV	9½"	11"	Justrite	7110100	6AV78
2 gal.	Red	FM, UL, ULC, OSHA 29 CFR 1910.106, NFPA Code 30	11¼"	9½"	Eagle	UI-20S	2W429
5 gal.	Red	FM, UL, ULC, TUV	11¾"	16⅞"	Justrite	7150100	6AW03
5 gal.	Red	FM, UL, ULC, OSHA 29 CFR 1910.106, NFPA Code 30	12½"	13½"	Eagle	UI-50S	2W313
5 gal.	Yellow	FM, UL, ULC, OSHA 29 CFR 1910.106, NFPA Code 30	12½"	13½"	Eagle	UI-50-SY	4RF74
Can Combo Kits							
5 gal.	Red	FM, UL, ULC, OSHA 29 CFR 1910.106, NFPA Code 30	12½"	15½"	Eagle	UI-50-FS	3NKR5
5 gal.	Yellow	FM, UL, ULC, OSHA 29 CFR 1910.106, NFPA Code 30	12½"	15½"	Eagle	UI-50-FSY	3NKR6

* Plated steel hardware.



Type II Safety Cans

- Meet OSHA and NFPA Code 30 standards
- CARB compliant

Safety cans have leaktight, self-closing spouts to provide temporary storage of flammable liquids, such as gasoline (red) and diesel (yellow). Galvanized steel construction. Feature ergonomic, all-steel handle, flexible metal hose, automatic vent, and flame arrester. Chemical-resistant, high-gloss

powder-coated finish. No. 2W314 features 2 openings for filling and pouring and a trigger release cap. No. 5HE23 and 9JFG0 have Vented AccuFlow™ manifold for superior pour control and precise smooth flow. Feature easy trigger handle, 3½" stainless steel flame arrester, and quick-open port with ergonomic lift handle. Warning label with extra-large ID zone identifies contents.



No. 2W314



No. 5HE23

Cap.	Color	Std.	Outside Dia.	H	Hose Length	Hose Outside Dia.	Brand	Mfr. Model	Item No.
Type II Safety Can									
5 gal.	Red	FM, UL, ULC, OSHA, NFPA Code 30	11¼"	15⅞"	12"	⅞"	Eagle	U2-51S	2W314
Type II AccuFlow™ Safety Can									
5 gal.	Yellow	FM, UL, ULC, TUV	11¼"	17½"	9"	1"	Justrite	7250230	5HE23
Type II									
2½ gal.	Red	FM, UL, ULC, TUV	11¼"	12"	9"	⅝"	Justrite	7225120	9JFG0



No. 4YF76



Spill Containment Platforms and Pallets

High-density chemical-resistant polyethylene construction features yellow tub with black flat top grating for quick spill inspection. Feature forklift pockets.

Description	Load Cap.	Spill Cap.	L	W	H	Mfr. Model	Item No.
Platforms							
2-Drum	5000 lb.	30 gal.	51½"	26¼"	6½"	1632	4YF76
Pallets							
2-Drum, w/Drain	4000 lb.	66 gal.	51"	26¼"	13¾"	1620	3KN24



Single IBC Spill Containment Unit

Platform supports IBC tanks up to 50" square and can hold up to 2 IBC tanks vertically. Resists rust, corrosion, and most chemicals. Meets EPA 40 CFR 264.175.

Load Cap.	Spill Cap.	L	W	H	Mfr. Model	Item No.
10,000 lb.	400 gal.	67"	67"	26"	1683	5AB20



OIL-DRI Oil-Only Sorbent

White polypropylene material provides excellent absorption of oil-based fluids while repelling water.

Description	Gal. Sorbed per Pkg.	W	L	Mfr. Model	Item No.	Pkg. Qty.
Pad, Heavy Weight	26	15"	19"	L90850	1HEH7	100



OIL-DRI Granular Sorbents

Oil-Dri QuickSorb® smaller clay granules absorb quicker with less product. Oil-Dri Premium maximizes absorption and minimizes dust.

Description	Mfr. Model	Item No.
Oil-Dri QuickSorb® 20-lb. Pail	I05000G-G60	5TP99
Oil-Dri Premium® Granular, 40-lb. Poly Bag	I060-40L50G	4UB34

No. 5UZ64



Universal Drum Spill Kits

Kits keep spill response products readily available.

Container Size	Gal. Sorbed per Pkg.	Includes	Mfr. Model	Item No.
Stardust				
30 gal.	28.863	(40) Universal Sorbent Pads, (6) 3"x8" Universal Sorbent Socks, (5) 9x15 Universal Sorbent Pillows, (1) Pair Nitrile Gloves, (4) Heavy Duty Disposal Bags	D930U	35Z768
Brady SPC Absorbents				
55 gal.	38	(50) 15 x 19" Pads, (4) 3" x 12 ft. SOC's, (8) 18 x 18" Pillows, (5) Disposal Bags, (1) Pair Goggles, (1) Pair Nitrile Gloves, (1) Emergency Handbook	SKA-55	5UZ64
ENPAC				
30 gal.	28	(1) 30 gal. Overpack Salvage Drum, (1) Universal Spill Kit Label, (5) Pillows, (6) Large Socks, (40) Pads, (4) Disposable Bags and Ties, (1) Emergency Response Guide	13-30-U-PI	4TAJ6



Universal & Oil-Plus™ 3-Ply Sorbents

Universal sorbent is a strong, low-linting material that absorbs all water-, petroleum-, and chemical-based fluids. Oil-Plus™ 3-ply is for use in both industrial and environmental applications. ENV™ sorbent is made with MAXX™ technology which is stronger, more absorbent, and wringable.

Description	Gal. Sorbed per Pkg.	W	L	Mfr. Model	Item No.	Pkg. Qty.
Universal						
MRO Plus, All Purpose, 3-Ply	24	15"	150 ft.	MRO15P	5UZ48	1
MRO Plus, All Purpose, 3-Ply	26	15"	19"	MRO100	5UZ46	100
MRO Plus, All Purpose, 3-Ply	49	30"	150 ft.	MRO30P	5UZ50	1
GP™, General Purpose, 1-Ply	44	15"	19"	GP200	1HUB7	200
Oil-Only						
Oil Plus™, 3-Ply	26	15"	19"	OP100	5UZ57	100
ENV®, Economical	33	15"	19"	ENV100	1HUA8	100



Battlemat™ Maintenance Mat

Abrasion-resistant upper 3-ply construction mat absorbs oil, solvents, and water-based fluids. Camouflage design hides stains and drips.

Description	Gals. Sorbed per Pkg.	W	L	Mfr. Model	Item No.
Heavy Weight, Double Perforated	25	15"	150 ft.	BM15	5UZ30



Weather Alert Radios

- 162.40 to 162.55 MHz
- 7 channels

Hazard Alert Radio, Handheld—Receives National Weather Service broadcasts 24 hr. a day. A weather test button ensures weather alert feature is functioning and auto scan locates available weather channels. Comes with 6" telescopic antenna and belt clip. 5-day stand-by time. Uses 3 AAA batteries.

Hazard Alert Radio, Handheld Rechargeable—National Weather Service information at all times. Specific Area Message Encoding (S.A.M.E.) provides alerts/warnings for your area. Features weather alert in tone/voice/LED, weather scan, 60 emergency alerts, alarm clock with snooze, and stores up to 9 county codes.

Tabletop Hazard Alert Radio, AC-Powered—Features full date display and 10 memory channels. Can add or remove up to 8 weather alerts (i.e. flood warning, storm watch). Radio receives both analog and digital signals. Specific Area Message Encoding (S.A.M.E.) feature provides localized weather and hazard feature down to 1 county. Batteries not included.



No. 4HHC1

No. 6DGG2



No. 4HHC5

Description	Color	Mfr. Model	Item No.
Handheld Hazard Alert Radio, Battery-Powered	Black	HH50	4HHC1
Handheld Hazard Alert Radio, Rechargeable	Black	HH54VP2	6DGG2
Tabletop Hazard Alert Radio, AC-Powered	Silver	WR-300	4HHC5



Red Cross Emergency Weather Radio

In emergency situations, AM/FM/NOAA weather band radio keeps you connected to news, weather, or music. Use headphone jack to plug in and listen without disturbing others. This digital radio with LCD display and alarm clock also has an AUX-input to play other audio devices. Charge with the built-in solar panel, crank the hand turbine, charge the rechargeable battery with AC adapter or USB cord, or use traditional AAA batteries (sold separately). USB port will also charge your smartphone. Also includes an LED flashlight and a glow-in-the-dark indicator.

Description	Frequency	Display	Mfr. Model	Item No.
FRX3 Radio	AM, FM, WB	Backlit LCD	ARCFRX3WXR	22A871



Emergency Severe Weather Survival Radio

- 162.40 to 162.55 MHz

Specific Area Message Encoding (S.A.M.E.) feature provides localized weather and hazard alerts down to 1 county. Batteries not included. Crank handle to recharge included NiMH battery. Rugged design with a rechargeable Li-ion battery, large solar panel, and hand turbine power generator.

Color	Mfr. Model	Item No.
Black/Gray	NFR4WXBG	33UD34



No. 2HNA9



No. 41P008



No. 4KYC7

2-Way Business Radios

Portable and lightweight 2-way radios make it easy for you to communicate on-site and allow you to be 2 places at once while still having access to instant communication. Meet Mil. Spec 810.

Motorola Commercial Digital DTR

Durable, digital radio provides clear audio quality and allows group or 1-to-1 private communication with text messaging capabilities. Has up to 25 talk groups. 900 MHz digital ISM band; requires no license to operate. Includes, radio, li-ion battery, carry holster, transformer, tray, and antenna.

Ritron Professional

Feature NOAA weather scan with built-in voice inversion scrambler, VOX ready, and lockable keypad. 3 function buttons with 51 + programmable frequencies, 104 digital, and 7 alphanumeric LCD display. Include li-ion battery, antenna, belt clip, and charger w/AC adapter.

Kenwood ProTalk®

Built-in VOX, wireless cloning, and super lock. Features 6 channels with 64 pre-set frequencies and scan function. Includes rechargeable Li-ion battery, charger, belt-clip and operating instructions.

Band Type	Output Watts	Range (sq. ft.)	No. of Channels	Frequency (MHz)	Mfr. Model	Item No.
Motorola Commercial Digital DTR						
ISM	1	300,000	25	900	DTR410GYM9AA	2HNA9
Ritron Professional						
VHF	1 or 5	500000	255	—	PT-150	41P008
VHF	2	250000	255	150 to 165 MHz	PT-150M	41P009
UHF	1 or 4	500000	255	403 to 470 MHz	PT-450	41P010
Kenwood ProTalk®						
UHF	1.5	225,000	6	451 to 470	TK-3230K	4KYC7
Motorola Earpieces						
Swivel Earpiece					RLN6423B	2EUH2
Earpiece with Inline PTT & Mic					56517	3AY81

No. 3YML8



No. 4H973



Handheld Megaphones

Easily communicate with large groups. Megaphones feature volume control, trigger talk switch, and are suitable for indoor or outdoor use. No. 3YML8 has Talk, Whistle, and Siren modes. Requires 8 AA batteries. Net wt.: 1.5 lb. No. 4H973 has Fog Horn mode. Requires 8 C batteries. Net wt.: 3.25 lb.

Operating Range	L (in.)	Item No.
5/8 Mile	12	3YML8
1/10 Mile	13.3	4H973



Mighty Sonic Horn

Durable, high-impact trumpet. Push-button operation. 8-oz. can.

Decibels	Item No.
120dB @ 10 ft.	2NNV6



evOLIS Data Card Printer

Simple one-step process that allows you to print high-quality cards in full-color or monochrome. Easy to use with LCD panel and touch controls. Print up to 200 color single-sided cards per hr.; 155 color dual-sided cards per hr.; or 830 monochrome, single-sided cards per hr.

Description	Mfr. Model	Item No.
Datacard SD360™ with USB Connection, Dual-Sided	506339-001	20W465

speco technologies

Outdoor Bullet Camera

Compact camera with protective seal with integral lens provides clear detail images without outside weather interference. Features digital image stabilization for antivibration control. Intensifier chip amplifies extremely low light levels to generate usable images.



Description	Focal Length (mm)	Line Res.	Min. Light Level (Lux)	Voltage	Power Supply	L (in.)	W (in.)	H (in.)	Mfr. Model	Item No.
Varifocal Lens, Intensifier, -4 to 140°F	9 to 22	650	CDS Off: 0.15, CDS On 0.00002	12VDC/24VAC	Use 6LU84	11	3½	4	HTINTB10	22A888

SAMSUNG

Network IP Cameras

Use for installations where a wide area or multiple areas need monitoring, or a large number of cameras are required. Cameras don't require multiple cables for hook up, can use existing network infrastructure, and allow centralization of security for data storage. Ideal where video needs to be viewable by multiple users in multiple locations. Allow mobile access via iPhone® and Android™ devices. Megapixel IP cameras provide more detail than traditional analog models. Feature higher resolution to improve camera zoom on live view and playback. Can transmit large data files and allow bandwidth throttling where the camera uses the bandwidth needed to transmit data, then throttles back to a lower preset bandwidth when there is no event to record.



No. 30PN12



No. 30PM89



No. 30PM90

Description	Focal Length (mm)	Line Res.	Voltage	W (in.)	H (in.)	Mfr. Model	Item No.
Infrared Bullet Camera, Indoor/Outdoor	3.8	1920 x 1080	PoE	3 ⁹ / ₆₄	3 ¹ / ₆₄	SNO-6011R	30PN12
Infrared Dome Camera, Day/Night	3.8	1920 x 1080	PoE	4 ²³ / ₃₂	4 ¹ / ₆₄	SND-6011R	30PN22
Dome Camera, Day/Night	8.5	1250 x 1024	12VDC/PoE (IEEE802.3af Class3)	5 ¹ / ₆₄	4 ¹ / ₆₄	SND-5084	30PM89
Box Camera, Day/Night	—	1920 x 1080	24VAC/12VDC/PoE (IEEE802.3af Class3)	2 ⁷ / ₆₄	2 ⁵ / ₆₄	SNB-6004	30PM90



speco technologies

Indoor Dome Cameras

Surface mountable on ceiling or wall. Each requires a power supply; see Grainger.com® for more information.



No. 33UD26



No. 33UD29

Description	Focal Length (mm)	Line Res.	Min. Light Level (Lux)	Voltage	Dia. (in.)	H (in.)	Mfr. Model	Item No.
Dome Camera, Auto Iris, 12VDC/24VAC	2.8 to 12	700	0.000006	12VDC/24VAC	5½	7 ⁷ / ₆₄	WDRD21HW	33UD26
IR Bullet Camera, Fixed Lens	4.0	700	0.01	12VDC/24VAC	5 ⁷ / ₆₄	3 ²⁹ / ₃₂	HT648H	33UD29
24VAC Power Supply, 40VA	—	—	—	24VAC	—	—	PSW4	6LU84



speco technologies™

CCTV System

Secure your facility with this easy to use video surveillance system. Kit includes 4 dome cameras, DVR, (4) 100-ft. cables, and 4 power supply units. High-resolution dome cameras provide a sharp, vivid image even in complete darkness. Easy-to-use DVR unit features quick setup, event search, and auto copy onto a USB drive.

No. of Channels	Camera Resolution	Camera Dim.		DVR Dim.			Mfr. Model	Item No.
		Dia.	H	D	W	H		
8	700	4 ⁷ / ₆₄ "	3 ²³ / ₆₄ "	10 ⁵ / ₁₆ "	13 ¹³ / ₃₂ "	2 ³¹ / ₆₄ "	960HKIT10A	45KH52



No. 30PN42

No. 25AM12



SAMSUNG peerless®

Video Surveillance Monitor

This universal monitor works well with security cameras, network video cameras, DVRs, quad splitters, multiplexers, and other video devices. It provides enhanced image reproduction with optimized color, enhanced contrast, and higher resolution. Durable tempered glass screen withstands the type of abuse that is common in commercial cleaning environments. Peerless® Flat Wall Mount No. 25AM12 is perfect for mounting today's ultra-slim displays in landscape or portrait display. Easy to install by just one person and includes a securing screw to lock the adapter bracket onto the wall plate for a secure installation.

Description	Screen Size	H	W	D	Brand	Mfr. Model	Item No.
LED Color Monitor	18 ¹ / ₂ "	14 ³⁵ / ₆₄ "	17 ³⁷ / ₆₄ "	8 ⁹ / ₁₆ "	Samsung	SMT-1930	30PN42
Flat Wall Mount, For Hanging 10 to 29" Monitors					Peerless	SFL624	25AM12



SAMSUNG

Digital Video Recorder (DVR)

Using a DVR upgrades your security system by allowing you to view high-quality images on multiple viewing platforms while conserving storage space and network resources. Features real-time playback and is capable of recording real time 4CIF images across selected channels. Convenient backup is also an option with this unit.

No. of Channels	Hard Drive Size	Max. Frames Per Second	Power Consumption	H	W	D	Mfr. Model	Item No.
8	1TB	240	60W	3 ¹⁵ / ₃₂ "	17 ²¹ / ₆₄ "	9 ²³ / ₃₂ "	SRD-854D-1TB	30PM71